



VERTIV™

**KNÜRR®
CONSOLES**



Vertiv™

Vertiv designs, builds and services mission critical technologies that enable the vital applications for data centers, communication networks, and commercial and industrial environments. We support today's growing mobile and cloud computing markets with our portfolio of power, thermal, infrastructure management products, software and solutions, all complemented by our global service network. Bringing together global reach and local knowledge, and our decades-long heritage including brands like Chloride®, Liebert® and NetSure™, our team of experts is ready to take on your most complex challenges, creating solutions that keep your systems running—and your business moving. Together, we're building the future of a world where critical technologies always work.

YOUR VISION, OUR PASSION.

Vertiv.com



Knürr® Consoles

We are regarded worldwide as a competent partner for holistic control room concepts. The product philosophy of Knürr®Console is the secure integration of complex technology for a maximum of functionality and ergonomics. Investments are safe due to long service life and flexible retrofitting options. Selected quality materials offer highest reliability. Ergonomic design considers occupational health guidelines for individual planning, engineering and implementation at site. We analyse process flow and room conditions to provide user- and application related solutions. Future-proof with premium materials and solid construction Conversion to the latest technologies possible at any time, thanks to modular design. We offer a holistic approach to control room planning, together with our cooperation partners from complementary industries.

knuerr-consoles.com

Content

- **Knürr Consoles at a glance**

- **Control Room Consoles**

- Knürr Ergocon 11
- Knürr Elicon VC / VC-E 37
- Knürr Dacobas Advanced 47

- **Measuring, -testing and laboratory Equipment**

- Knürr Elicon Classic 71
- Knürr Dacobas® Desk and Workbench Systems 87
- Dacobas 19" Racks 107
- Modular Electronic Workstations 137
- Knürr Dacobas® Electronic Workstation 143
- Knürr Elicon® Electronic Workstation 161
- Electronic Mini Distributor 169
- Knürr Rapomos® Equipment Carrier Superstructure 181

- **Complementary Equipment**

- Professional Display Mounts 207
- Display Mounts for Consoles 213
- Workplace Lighting 219
- Seating 229
- Acoustics 239
- Contract Furniture 245
- Office Pedestals 257
- Miscellaneous Accessories 263
- Power Distribution & Socket Strips 269

OUR SCOPE OF SERVICE IN CONTROL ROOMS

Control Room Consoles

from Page 11

Videowall

from Page 208

Lighting Solutions

from Page 219

Central Control Room

Acoustics

from Page 239

Control Room Chairs

from Page 229

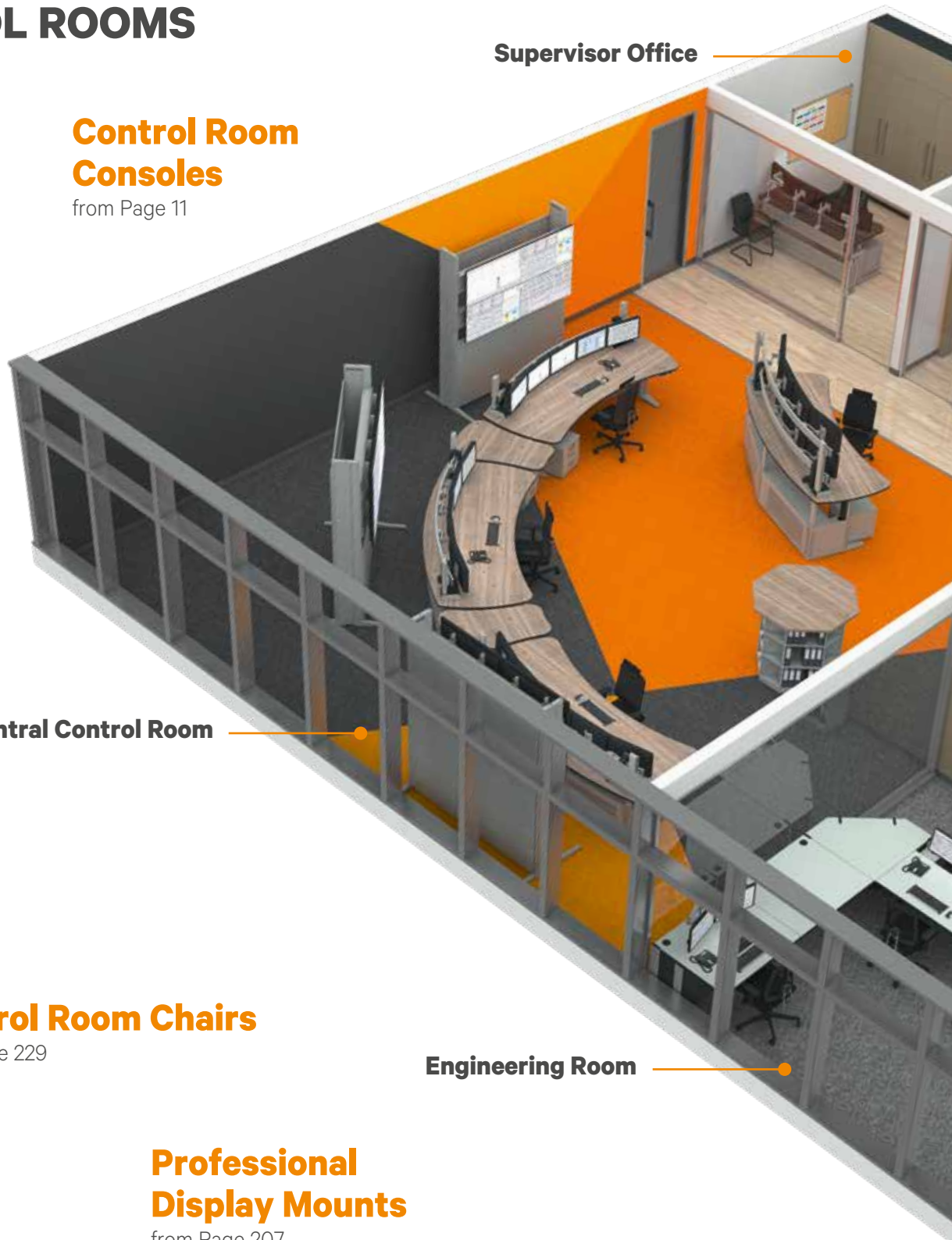
Professional Display Mounts

from Page 207

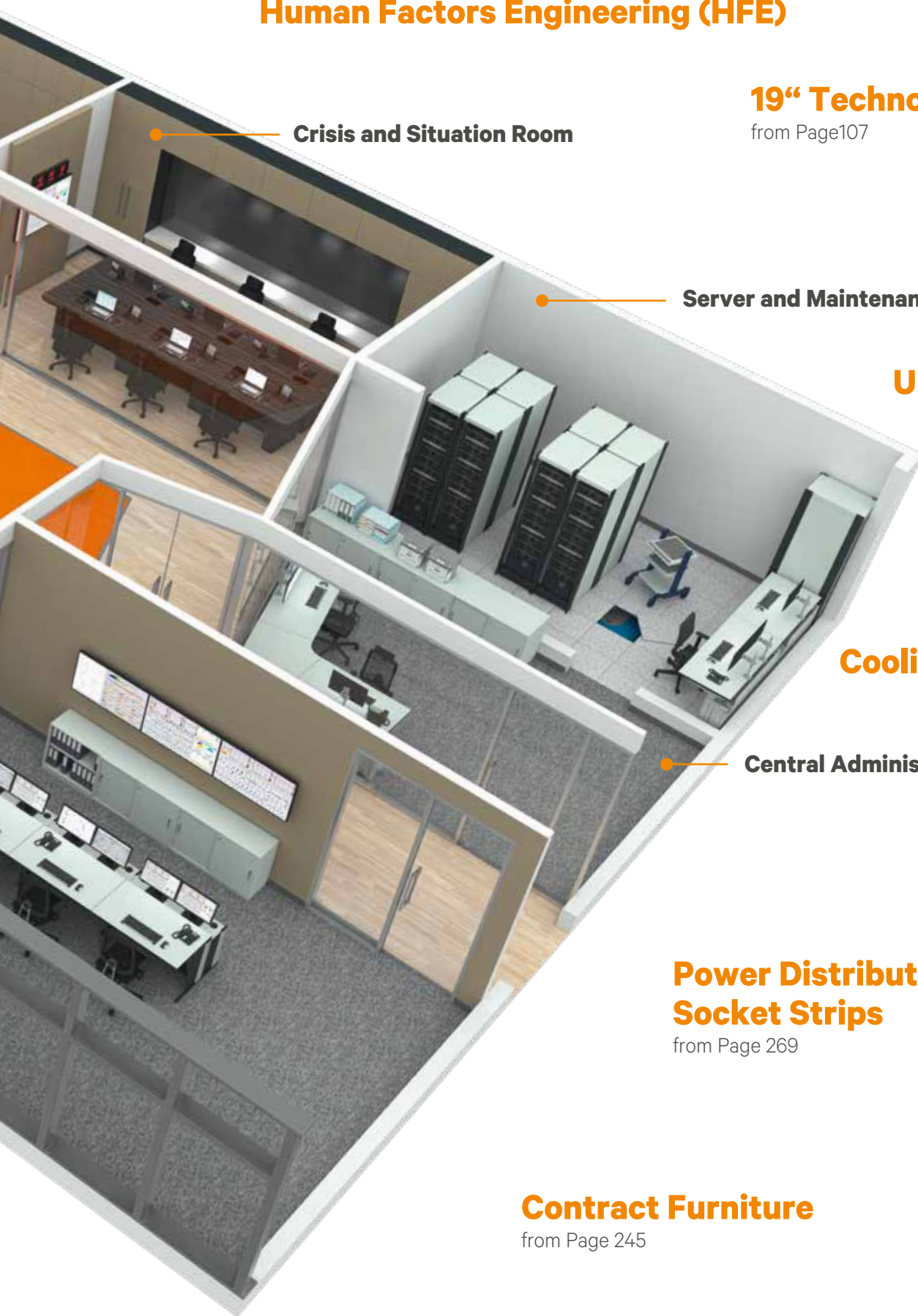
Supervisor Office

Engineering Room

KVM-Solutions



Ergonomics and Human Factors Engineering (HFE)



Crisis and Situation Room

19" Technology

from Page107

Server and Maintenance Room

UPS Systems

Cooling Solutions

Central Administration Room

Power Distribution and Socket Strips

from Page 269

Contract Furniture

from Page 245

OUR SCOPE OF SERVICES IN CONTROL ROOMS

24/7 Control Room Consoles



Ergonomic Sit-Stand Consoles with individual adjustment options and perfect integration of built-in IT appliances guarantee a safe and efficient workplace concept for critical areas of application.

Monitor Walls



Individually configurable monitor wall structures offer a stable and maintenance-friendly mounting of large screens. Electrically height-adjustable monitors, front access and more innovative details can be found here.

Engineering Consoles



Standard-compliant and easily upgradeable consoles with spacious technical substructure for versatile applications in demanding industrial areas.

Crisis Room Conference Desks



From the beginning in the planning, manufacture and assembly phase of your individual conference desk solution we consider innovative functionalities, standard-compliant ergonomics and sophisticated design.

Supervisor Consoles



A wide range of products for various areas of application ensures an application-optimized solution, which can be retrofitted and upgraded at any time, for a future-proof control room.

Server Room and Configuration Workplaces



Cost-effective, height-adjustable console desks made from high-quality Materials such as aluminum die-cast profiles stand for highest durability and safe investment.

COMPLEMENTARY EQUIPMENT

Cable Management and Power Distribution

The special mechanical and electromagnetic requirements for power, network and audio/video cables are considered during the product development, in order to achieve a maintenance-friendly and a safety regulations compliant solution. This scope also includes intelligent power distribution units (PDU), uninterruptible power supplies (UPS) and products for remote control of keyboard, video and mouse (KVM). All from a single source.

Acoustics

Ergonomics guidelines recommend a noise level for offices and control rooms of 35-40 db(A) and it should not exceed 55 db(A). Through the correct use of materials and a preventive room planning by our workplace experts an acoustically optimized environment will be created.

Contract Furniture

With an extensive range of high-quality and robust cabinets and shelves, our contract furniture offers a useful addition to the control room consoles. Individual solutions for your project will be considered and adapted to the room conditions.

Ergonomics

Technical workplaces, although in the production or monitoring area, are to be understood as a place of added value. Increasingly advanced manufacturing methods optimize automated work, but also the human-machine interface must be considered. Ergonomic design aims at an integrative view of this system and its holistic optimization. Norms and standards provide a basic orientation aid in this respect.

Lighting

Both, direct glare and indirect glare should be avoided with professional workplace lighting. We take into account a coordinated combination of indirect uniform room illumination plus individually adjustable worktop lighting.



Knürr Elicon® Classic



Knürr Dacobas® 19" Technology



Knürr Dacobas® Desk Systems



Knürr® Mobile Workstations



Please find our extensive portfolio of mobile equipment carriers in our separate product brochure!

CONTROL ROOM CONSOLES

Content:

- Knürr Ergocon 11
- Knürr Elicon VC / VC-E 37
- Knürr Dacobas Advanced 47

KNÜRR ERGOCON®

11 to 36



THE ULTIMATE 24/7 CONSOLE FOR CRITICAL OPERATIONS

The new **Knürr Ergocon®** console sets the standard for the most demanding 24-hour deployments in various types of control rooms and control suites:

- In combination with Knürr Ergocontrol, each user can have customized settings. This free seating concept guarantees efficient workstation ergonomics.

- Best possible ergonomics, using multidimensional setting options on three axes (table height, monitor height, and viewing distance).
- Solutions for individual areas of application and perfect device integration from a wide variety of console models.

With many years of experience in equipping mission-critical control centers, our Vertiv workstation experts design perfectly adapted workstations for emergency service organizations such as fire departments, rescue services, disaster and civil protection, police, as well as for private security centers.

Knürr Ergocon®


with new KVM-ready technology cabinet

Intelligent cable routing

Cables are routed in a roomy and hidden vertical support on the side of the table, accessible from both inside and out.

High-quality desk tops

- Available in rectangular and curved designs
- Single-level or bi-level work surface.
- Framed by ergonomic and heavy-duty Knürr ErgoSoft edging.



Modular console system

Choice between four different base frame widths

- 1400 mm
- 1800 mm
- 2200 mm
- 2x1400 mm for extra-large consoles

Standard compliance

- DIN EN ISO 11064: Ergonomic design of control centers
- DIN EN 527 defines workstation types with minimum requirements for range of settings:
Type A: min. 650 to 1,250 mm
Type D: min. 680 to 1,180 mm
We fulfill both requirements!*

Stability and design

Stable c-base frame for maximum legroom.
Optional colored decorative strips made of extruded aluminum for a personal touch.

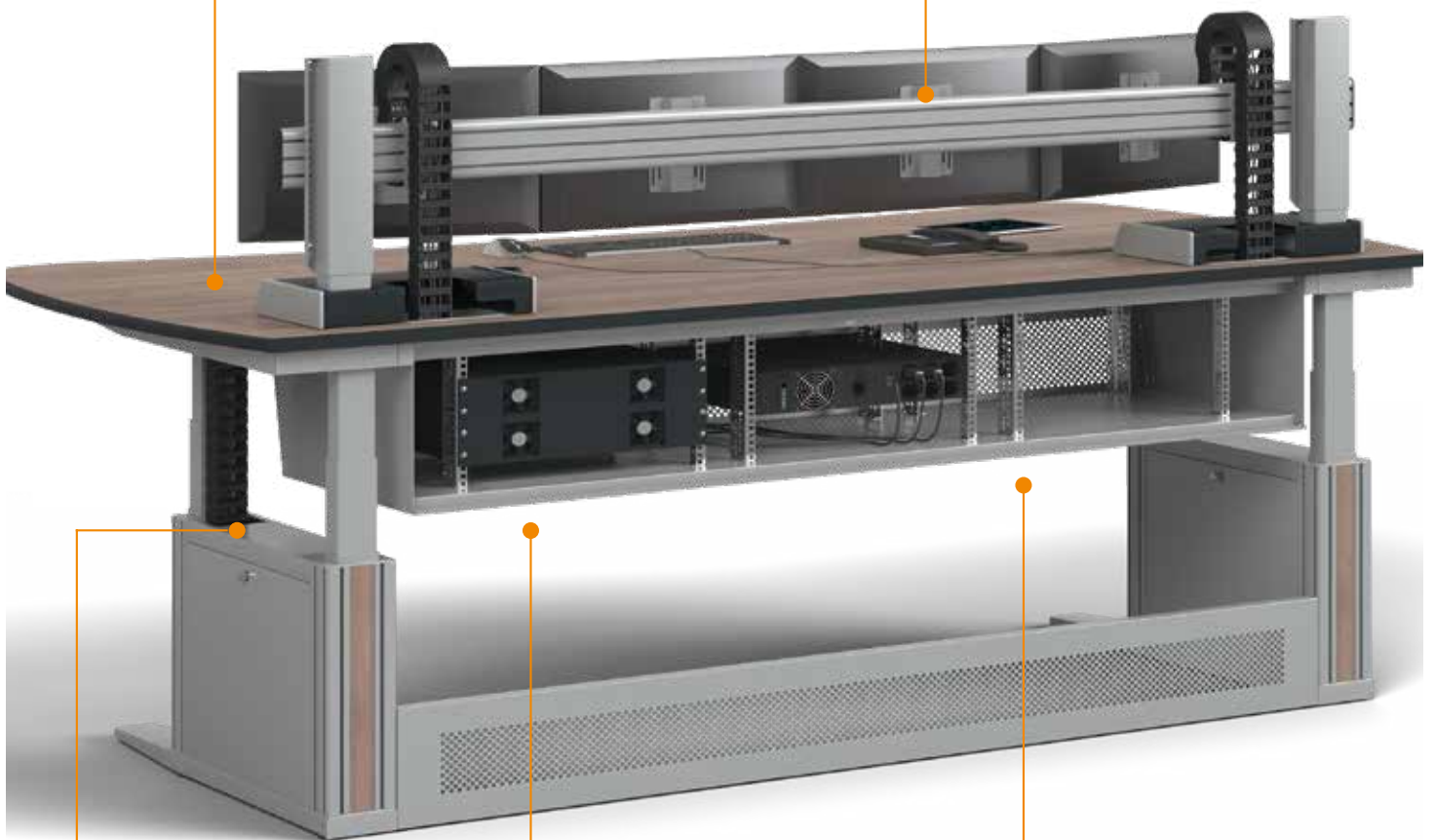
* Depending on the corresponding console design

Modern colors

Base frame in RAL 9006 White aluminium. Tabletop, decorative strips, and wood trim on technology cabinet available in six different designs.

Secure monitor connection

Highest flexibility using single-level and two-level monitor rails, with the option of motorized height and depth adjustment.



Comfortable height adjustment

Simple height adjustment for working and monitor levels, with memory function (standard).

Integrated passive ventilation concept

Guarantees maximum reliability of IT components.

KVM-ready technology cabinet

With up to 3x6 RU 19" installation space for the perfect integration of KVM switches, SFF-PC, power distribution, cable management accessories, and much more.

Knürr Ergocon®

The right console for your specific application!

To keep up with the growing requirements for control center consoles, we have developed the new Knürr Ergocon console in three different designs:

The common element is the new multifunctional side compartment.

Clever side compartment with multiple features:

Collision protection

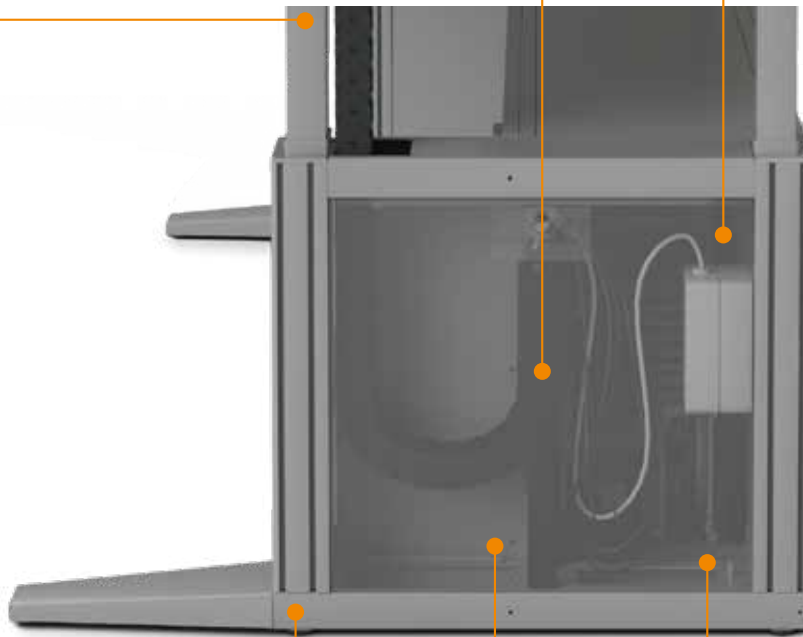
using integrated piezoelectric sensors.

Secure cable routing

for optimal bending.

Various installation options

Integration of data and power transfer points using the corresponding Knürr accessories.



Complete grounding concept

Maximum accessibility

for maintenance purposes, with removable side covers (optionally lockable).

Concealed cables

through raised floor and spacious openings.

1 Installation module

Area of application:
 Technical integration with
 max. 3x1 RU 19" installation space
 under the tabletop, typical for video
 extender applications.



2 KVM-ready technology cabinet

Area of application:
 Up to 3x6 RU for integrating
 technology, typical for KVM
 applications, SFF or micro-
 workstations.



3 Workstation technology cabinet in base

Area of application:
 Maximum technical integration for
 tower or 19" workstation requiring
 much space, typical for powerful
 servers and rack-mounted equipment
 directly on the console.



Rectangular consoles:



Application:

Especially suited for efficient setups in rows in front of large-format screens on a wall.

A single console can also be efficiently placed into the existing infrastructure, saving space due its rectangular shape. Rectangular workstations are especially recommended for changing activities between manual writing work and computer-supported work.


Our rectangular consoles are available not only in a single-level design, but also as a bi-level table, with the rear level able to drop down 70 mm.

To meet your specific requirements, you have a choice between **four different widths**:

- **1600 mm**
(base width 1400 mm)
- **2000 mm**
(base width 1800 mm)
- **2400mm**
(base width 2200mm)
- **3000 mm**
(base width 2x1400 mm)



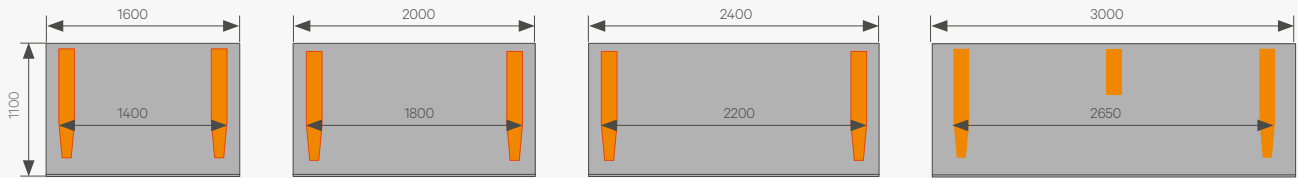
Single-level work surface



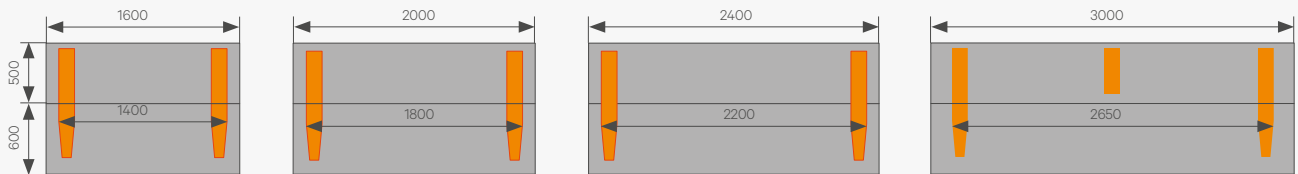
Bi-level work surface

Dimensions:

Single-level work surface:



Bi-level work surface:



Curved consoles:



Convex arrangement,
large radius



Convex arrangement,
small radius



Concave arrangement

Application:

Especially suited for circular arrangement of consoles in control rooms.

The innovative curved tabletops offer clear advantages: They can be arranged in various curve shapes, whether tight or open, concave or convex.

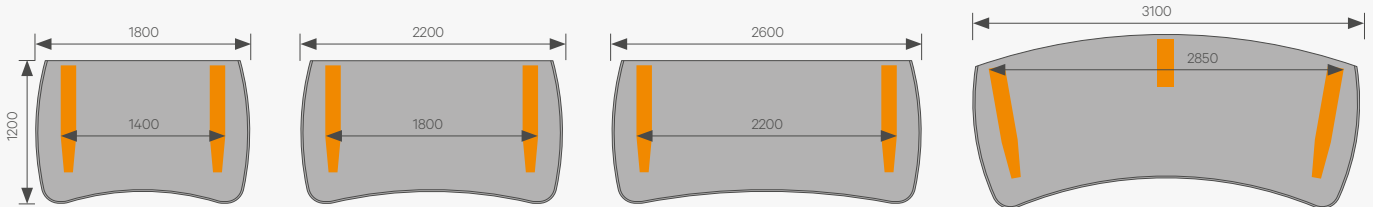
For single consoles, the ergonomically rounded tabletops play a significant role in reducing the risk of hitting table corners in heavily trafficked control rooms.

Our curved consoles are also available in a single-level design, as well as a bi-level table, with the rear level capable of lowering 70mm. To meet your specific requirements, you have a choice between **four different widths**:

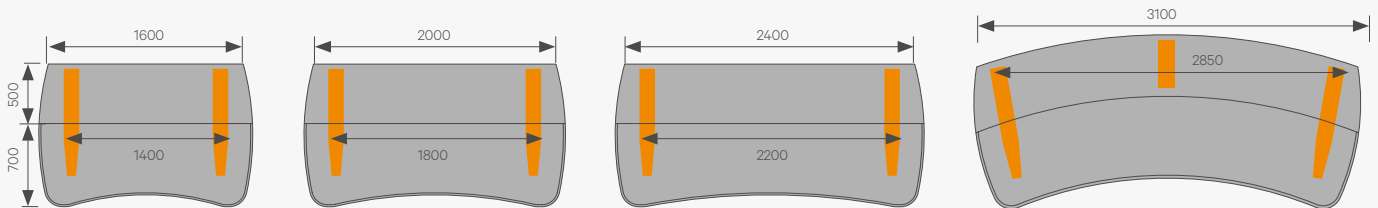
- **1800 mm**
(base width 1400 mm)
- **2200mm**
(base width 1800mm)
- **2600mm**
(base width 2200mm)
- **3100 mm**
(base width 2x1400 mm)

Dimensions:

Single-level work surface:



Bi-level work surface:



Monitor levels:

The monitor level is the main element found above the working surface. To offer the user optimal ergonomics,

Knürr has three different designs for monitor placement:

1. Heightfix (H-Fix)



Hfix single-level



Hfix two-level

2. Height-adjustable (H-A)



H-A single-level



H-A two-level

3. Height/depth-adjustable (H/D-A)



H/D-A single-level



H/D-A two-level

1. Heightfix (H-Fix):

The horizontal function rail with integrated cable duct guarantees secure and stable monitor mounting. This allows the tabletop below the monitor to remain free for other devices or desk attachments. Large-volume energy chains provide for protected and orderly cable routing.

The patented multi-function unit establishes the basic framework for any monitor mount. It incorporates functions such as concealed

cable routing and mounting for the vertical columns (as well as the optional Knürr-DICON personal docking units).

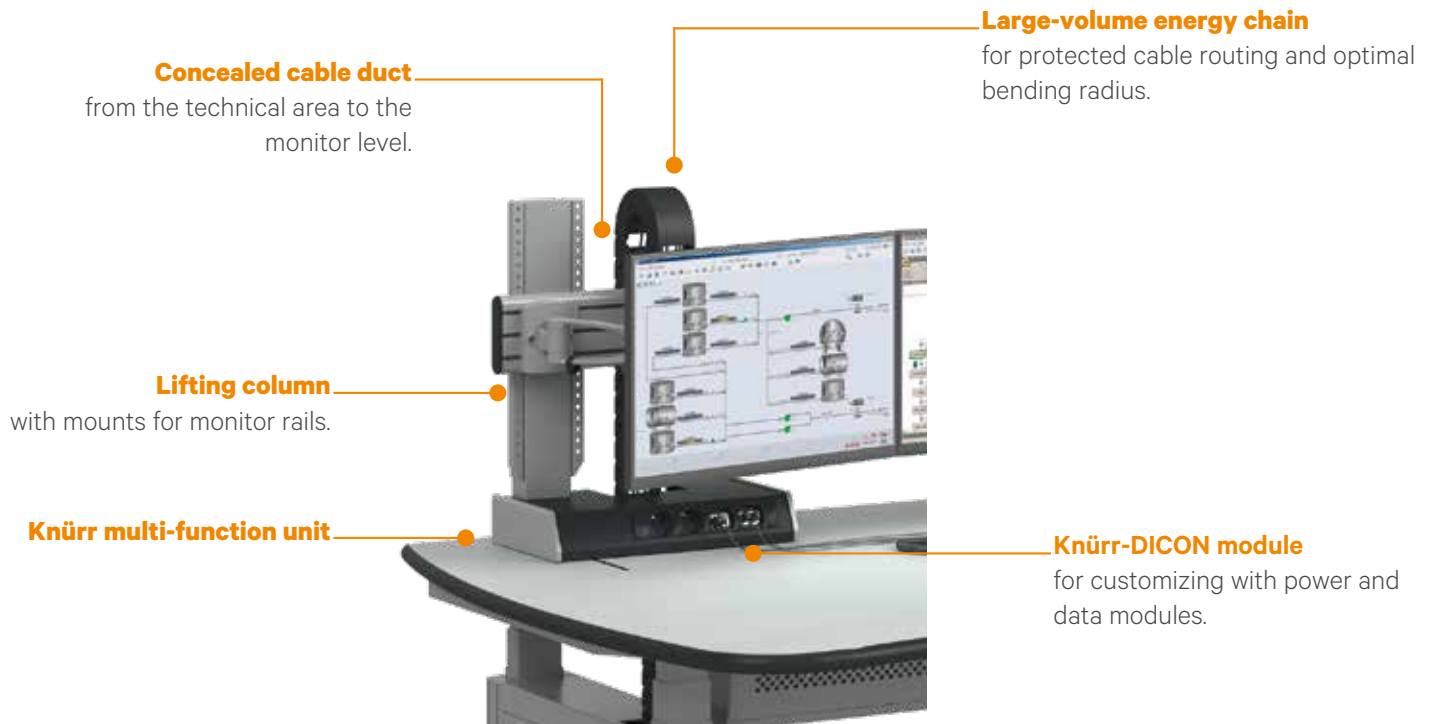
2. Height-adjustable (H-A):

Above and beyond the functions of the H-Fix monitor level, the H-A version offers infinitely variable electrical height adjustment for monitors. Secure operation is always certain with the integrated piezoelectric sensors for collision protection.

3. Height- and depth-adjustable (H/D-A):

In addition to the functions of the H-Fix and H-A monitor levels, this version is equipped with completely concealed, electrical depth adjustment. This allows the user to adjust all levels as they see fit for the best possible ergonomics and the optimal viewing distance to the monitors.

Knürr multi-function unit:



Colors:



- Tabletop in **RAL7035, Light grey**
- Sheet metal parts and aluminum profiles in **RAL9006, White aluminium**

Depending on design:

- Installation module or KVM technology cabinet in RAL9006, White aluminium
- Workstation technology cabinet in base in RAL9006, White aluminium

.A



- Tabletop in **Nelson oak wood pattern**
- Sheet metal parts and aluminum profiles in **RAL9006, White aluminium**

Depending on design:

- Installation module or KVM technology cabinet in RAL9006, White aluminium
- Workstation technology cabinet in base in RAL9006, White aluminium with front panel in **Nelson oak wood pattern**

.B



- Tabletop in **Pine black wood pattern**
- Sheet metal parts and aluminum profiles in **RAL9006, White aluminium**

Depending on design:

- Installation module or KVM technology cabinet in RAL9006, White aluminium
- Workstation technology cabinet in base in RAL9006, White aluminium with front panel in **Pine black wood pattern**

.C



- Tabletop in **Nano bronzo doha**
- Sheet metal parts and aluminum profiles in **RAL9006, White aluminium**

Depending on design:

- Installation module or KVM technology cabinet in RAL9006, White aluminium
- Workstation technology cabinet in base in RAL9006, White aluminium

.D



- Tabletop in **Beech wood pattern**
- Sheet metal parts and aluminum profiles in **RAL9006, White aluminium**

Depending on design:

- Installation module or KVM technology cabinet in RAL9006, White aluminium
- Workstation technology cabinet in base in RAL9006, White aluminium with front panel in **Beech wood pattern**

.E



- Tabletop in **Maple wood pattern**
- Sheet metal parts and aluminum profiles in **RAL9006, White aluminium**

Depending on design:

- Installation module or KVM technology cabinet in RAL9006, White aluminium
- Workstation technology cabinet in base in RAL9006, White aluminium with front panel in **Maple wood pattern**

.F

Decorative panels:



RAL7021,
Black grey



Nelson oak
wood pattern



Pine black
wood pattern



Nano bronzo
doha



Beech wood
pattern



Maple wood
pattern



Individual
corporate
logo



Knürr Ergocon®

Configurator



The possibilities are impressive!

Over 2,000 variations are available, using the configurable part numbers.

This lets you put together the perfect console, designed specifically to meet your tastes and requirements.

You can include an installation module, KVM-ready technology cabinet in the base, rectangular or curved tabletop, single-level or bi-level design, and up to two-level monitor rails with depth adjustment.

You will always find the right Knürr console for your particular application!

Using the **Knürr Ergocon® configuration table**, you can specify the console that is best for you.

Part no.:

04.500.



Base widths	Tabletop shape	Monitor level	Color
A = B1400 Installation module	0 = Rectangular	0 = without	A = RAL 7035
B = B1400 KVM-ready technology cabinet	1 = Rectangular, bi-level	1 = H-Fix single-level	B = Nelson oak
C = B1400 Workstation technology cabinet in base	2 = Curved	2 = H-Fix two-level	C = Pine black
D = B1800 Installation module	3 = Curved, bi-level	3 = H-A single-level	D = Nano bronzo doha
E = B1800 KVM-ready technology cabinet		4 = H-A two-level	E = Beech
F = B1800 Workstation technology cabinet in base		5 = H/D-A single-level	F = Maple
G = B2200 Installation module		6 = H/D-A two-level	
H = B2200 KVM-ready technology cabinet			
I = B2200 Workstation technology cabinet in base			
J = 2x B1400 Installation module			
K = 2x B1400 KVM-ready technology cabinet			
L = 2x B1400 Workstation technology cabinet in base			

Sample configuration (see image, left):

Base width: B2200 mm workstation technology cabinet in base
 Tabletop: curved, single-level
 Monitor level: height/depth-adjustable, single-level
 Tabletop color: RAL7035, Light grey



Base widths	Tabletop shape	Monitor level	Color
I	2	5	A



Configuration number:

04.500.I25.A

Knürr Ergocontrol

Intelligent control for workstations in control rooms!

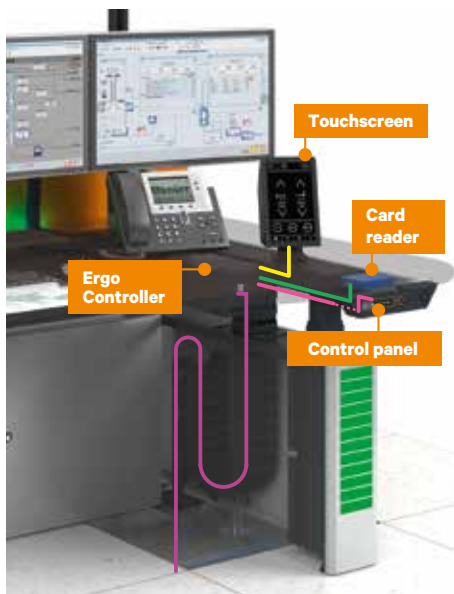


Advantages

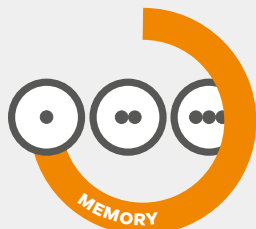
Ergonomics as a factor in productivity and wellbeing – easy to handle and comfortable to use.

Up to 1,000 different users can log in to the console via RFID and store their own personal settings for seated position, standing position, and monitor distance using the Knürr Ergocontrol system. Stored settings can be called up at any console networked to a user group, which means up to 48 different consoles are ready to be automatically adjusted to any user in that group.

- Smart **multi-user** control
- Improves the actual use of the setting options
- **Free choice of seats** in large control rooms
- **User-specific storage of settings**
- Future-proof **using open interfaces**




Main features



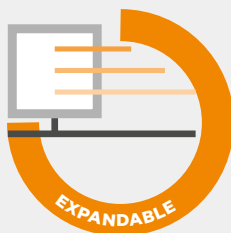
Up to three presets



Omicard Reader



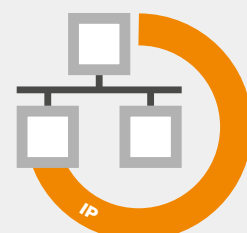
Up to 48 consoles per group



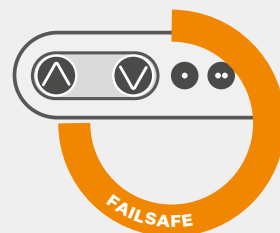
Open interfaces for building technology



Upgradable



Single workstation or network



Parallel tried-and-tested standard controller



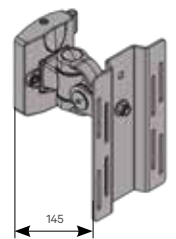
Accessories

Flat display mount, decorative panels, and integrated technology



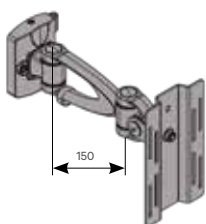
Flat display mount

- Flat display mount for displays with VESA mount, 100 mm
 - With integrated cable duct
 - For mounting on Knürr IM function rail
 - Integrated quick-mount system
- **Supply schedule**
 - 1x flat display mount
 - with height compensation plate
 - Fasteners
 - **Material / Surface Type D-G**
 - Swivel arms: Die-cast aluminum, powdered RAL 9006 White aluminium
 - Adapter: Sheet steel powdered smooth, RAL9006 White aluminium
 - Covers on monitor arms: Plastic, clear
 - **How supplied**
 - In sets

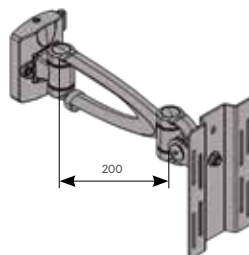


Flat display mount IM short

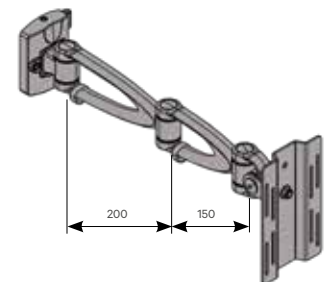
Version	Height compensation plate	Load capacity	Order-no.	UP
Type IM short (145 mm)	•	15 kg	04.501.010.7	1 unit
Type IM medium (145+150 mm)	•	15 kg	04.501.011.7	1 unit
Type IM long (145+200 mm)	•	15 kg	04.501.012.7	1 unit
Type IM double (145+200+150 mm)	•	15 kg	04.501.013.7	1 unit



Flat display mount IM medium (150 mm)



Flat display mount IM long (200 mm)



Flat display mount IM double (200 + 150 mm)

Decorative panels

- For customized design of Ergocon aluminum profiles

- **Supply schedule**
 - 1 decorative panel

Version	Order-no.	UP
RAL7035, Light grey	04.501.004.A	1 unit
Nelson oak wood pattern	04.501.004.B	1 unit
Pine black wood pattern	04.501.004.C	1 unit
Nano bronzo doha	04.501.004.D	1 unit
Beech wood pattern	04.501.004.E	1 unit
Maple wood pattern	04.501.004.F	1 unit
RAL7021, Black grey	04.501.004.G	1 unit



RAL7035, Light grey



Nelson oak wood pattern



Pine black wood pattern



Nano bronzo doha



Beech wood pattern



Maple wood pattern



RAL7021, Black grey



Individual corporate logo

Dimensions in mm: W = width
H = height
D = depth
h = installation height
t = usable depth
L = length

RU = Number of standard height units. 1 RU = 44.45 mm
19" = 482.6 mm,
(suited to 19" installation acc. to DIN 41494)
UP = Unit of packaging
kg = weight

Conversion: 1 inch = 25.4 mm
1 pound = 453.6 g

Replace 'x' with the last digit of your color choice

Knürr-Dicon for multi-function unit

- Suitable for integration in the Ergocon multi-function unit
- Customizable power and data supply unit
- Available in three country versions (DE-Germany, F-France, CH-Switzerland) with two or three power outlets (for CH: one or two)
- Flexible equipping of data module elements using keystone mounts
- **Material/surface**
 - Housing: closed sheet steel profile, galvanized, powder-coated structure
 - Plastic parts: Vampamid 6 0024 VO (UL94), recyclable
 - Center core: continuous power rails, brass
- **Approvals/certificates**
 - CE label in accordance with:
 - Low-voltage guideline 2014/35/EU
 - EMC guideline 2014/30/EU
 - RoHS guideline 2011/65/EU
 - Bureau Veritas BG certificate (factory inspection)
 - Bureau Veritas CB certificate
- **Colors**
 - Housing: RAL 9005 Jet black microstructure
 - Plastic parts: black
- **Load capacity**
 - 100–240 V AC/16 A (Schuko and France)
 - 100–240 V AC/10 A (Switzerland)
- **Supply schedule**
 - 1 power outlet strip
 - 2 fastening brackets

Model	Input values		Input plug	Outputs			Data modules	Part No.
	Voltage	Current		DE Schuko	F UTE	CH Type 13		
4x	230 V	16 A	GST-18	2			2	03.300.022.8
4x	230 V	16 A	GST-18		2		2	03.400.022.8
4x	230 V	16 A	GST-18			1	2	03.701.012.8
4x	230 V	16 A	GST-18			2	1	03.701.021.8



4x unit Schuko



4x unit French (UTE)



4x unit Switzerland (Type 13) with 10 A fuse

Knürr-Dicon mounting plates and Keystone modules

Mounting plate simple	03.322.054.8
Mounting plate 1x Keystone	03.322.055.8
Mounting plate 2x Keystone	03.322.056.8
Mounting plate 1x VGA	03.322.057.8
Keystone module USB 3.0	03.322.058.1
Keystone module RJ45 Cat.6A	03.322.059.1
Keystone module HDMI	03.322.060.1
Keystone module AUDIO 3.5 mm 4-pin stereo	03.322.061.1
Keystone module VGA	03.322.062.1

Version: Socket – socket for all modules

	USB 3.0	RJ 45	HDMI	Audio	VGA
Mounting plate 1x Keystone	1x	1x	1x	1x	-
Mounting plate 2x Keystone	2x	2x	2x	2x	-
Mounting plate 1x VGA	-	-	-	-	1x



Mounting plate simple



Mounting plate 1x Keystone



Mounting plate 2x Keystone



Mounting plate 1x VGA

Supply cable for Knürr-DICON unit

- Network plug CEE/VII - GST 18 socket (Wieland)
- Line H05VV-F3G 1.5 mm²
- Color
 - White
- Note
 - Please find further Knürr Dicon versions for worktop integration on page 264.

L	Order-no.	UP
2.0 m	04.000.040.0	1 unit
5.0 m	04.000.041.0	1 unit



DOS00467

Data transfer point RJ45

- Suited for the installation of up to five RJ45 keystone elements.
- For simple attachment in Ergocon side compartment.
- Material/surface
 - Sheet steel, powder-coated RAL9006, White aluminium
- Supply schedule
 - 1x mounting bracket with fasteners
- How supplied
 - In sets
- Note
 - Please order the accompanying Keystone elements separately.

Version	Order-no.	UP
Data transfer point	04.501.035.7	1 unit
Keystone module RJ45 Cat.6A	03.322.059.1	1 unit



Dimensions in mm: W = width
 H = height
 D = depth
 h = installation height
 t = usable depth
 L = length

RU = Number of standard height units, 1 RU = 44.45 mm
 19" = 482.6 mm,
 (suited to 19" installation acc. to DIN 41494)
 UP = Unit of packaging
 kg = weight

Conversion: 1 inch = 25.4 mm
 1 pound = 453.6 g

Replace 'x' with the last digit of your color choice

Support bracket for power distributor

- Suitable for installation of max. 2 Knürr 19" DI strip PDUs or a power distributor box.
- For simple attachment in Ergocon side compartment.
- **Material/surface**
 - Sheet steel, powder-coated RAL9006, White aluminium
- **Supply schedule**
 - 1x support bracket with fasteners
- **How supplied**
 - In sets
- **Note**
 - Please order power distribution units separately.

Version	Order-no.	UP
Support bracket	04.501.036.7	1 unit



Accessories

Suitable for consoles with workstation technology cabinet in base!

19" Mounting-Set 6 RU

- Suitable for consoles with workstation technology cabinet in base
- Space saving installation of 19" equipment like patch panels, switches or socket strips
- Assembly of equipment on 19" profile using hole matrix and cage nuts
- **Material/surface**
 - Sheet steel, powder-coated, RAL9006, White Aluminium
- **Supply schedule**
 - 1x 19" Mounting-Set 6 RU
 - Mounting material
- **How supplied**
 - In sets
- **Note**
 - Please order suitable fastening materials for 19" components separately.

Version	Order-no.	UP
19" Mounting-Set, 6 RU	04.501.039.7	1 unit



19" swivel frame, 4 RU

- Suitable for consoles with workstation technology cabinet in base
- Attachment for 19" swivel frame on the floor frame of the technology cabinet in the workstation base using depth members
- Assembly of equipment on 19" profile using hole matrix and cage nuts
- **Material/surface**
 - Sheet steel, powder-coated, RAL7021, Black grey
- **Supply schedule**
 - 1x 19" frame
- **How supplied**
 - Pre-mounted
- **Note**
 - Please order suitable fastening materials for 19" components separately.

Version	Order-no.	UP
19" swivel frame, 4 RU	04.501.040.8	1 unit



Extension Module for workstation technology cabinet

- Suitable for consoles with workstation technology cabinet in base.
- Extension of workstation technology cabinet by 200mm in depth to create space for equipment with larger depth.
- **Material**
 - Sheet steel, powder-coated
- **Surface**
 - RAL9006, White Aluminum
- **Supply schedule**
 - 1 Extension module
 - Mounting material
- **How supplied**
 - In sets

Version	Order-no.	UP
Extension module 200mm W1400	04.501.070.7	1 unit
Extension module 200mm W1800	04.501.071.7	1 unit
Extension module 200mm W2200	04.501.072.7	1 unit



Cable bridge

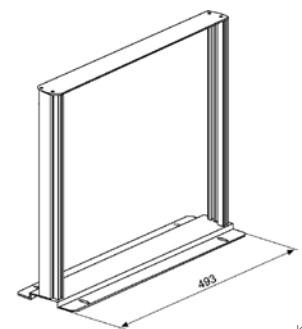
- Suitable for consoles with technology cabinet in workstation base
- **Material**
 - Cable bridge, steel, coated
- **Supply schedule**
 - 1x cable bridge with fasteners
- **How supplied**
 - In sets
- **Dimensions**
 - Height 60 mm, depth 60 mm length fits to technology cabinet in the base

Version	Order-no.	UP
For base width 1400 mm	04.501.030.9	1 unit
For base width 1800 mm	04.501.031.9	1 unit
For base width 2200 mm	04.501.032.9	1 unit



19" frame, 8 RU

- Suitable for consoles with technology cabinet in workstation base
- 19" frame for attachment of 19" components and mounting plates
- Attachment of 19" frame on the floor frame of the technology cabinet in the workstation base using depth members, thereby adjustable
- Mounting equipment on 19" profile using t-slots and speed nuts, thereby allowing infinite height adjustment
- **Material**
 - 19" adapter plate and frame cover made of sheet steel (powder-coated structure)
 - 19" profile made of extruded aluminum, blank
- **Surface**
 - Adapter plate RAL 9011, Graphite black
- **Supply schedule**
 - 1 adapter plate
 - 1 frame cover
 - 2 depth members
 - 2 19" profiles
- **How supplied**
 - Pre-mounted
- **Dimensions**
 - Please order suitable fastening materials for 19" components with order (see page 132).



KON20032

Version	Order-no.	UP
19" frame, 8 RU	04.412.650.7	1 unit

Dimensions in mm: W = width
H = height
D = depth
h = installation height
t = usable depth
L = length

RU = Number of standard height units, 1 RU = 44.45 mm
19" = 482.6 mm,
(suited to 19" installation acc. to DIN 41494)
UP = Unit of packaging
kg = weight

Conversion: 1 inch = 25.4 mm
1 pound = 453.6 g

Replace 'x' with the last digit of your color choice

19" accessories

Suitable for consoles with KVM-ready technology cabinet!

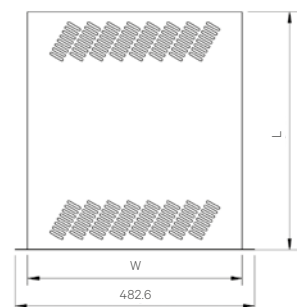



19" shelf, 2 RU fixed

- For mounting in cabinets with fixed 19" installation, frontal
- Simple and fast mounting on 19" profiles
- Also for swivel frame in 19" cabinet and 19" housing
- **Surface/color**
 - Powder-coated structure
 - RAL 7035 Light grey
- **Material**
 - Sheet steel 1.5 mm
- **Load capacity**
 - 20 kg static
- **Supply schedule**
 - 1 shelf, fixed
 - Mounting material
- **How supplied**
 - In sets



MIR00373



MIR00375

W	H	W x L	Order-no.	UP
482.6	88.1	442 x 280	01.102.731.1.001	1 unit
482.6	88.1	442 x 380	01.102.731.1.002	1 unit

19" cable routing plate, 1 RU

- For orderly cable routing.
- **Material/surface**
 - Type 1: Front plate sheet steel 1.5 mm, powder-coated.
- **Color**
 - RAL 7035 Light grey
- **Outer dimensions**
 - **Cable routing:**
 - Type 1: 55 x 22 mm, plastic
- **Supply schedule**
 - 1 19" front plate
 - 5 cable routers
- **How supplied**
 - Pre-mounted
- **Note**
 - When ordering, please also order suitable front plate fasteners

W	RU	Mount depth	Version	Order-no.	UP
483	1	from 80 mm	Type 1	05.040.111.1	1 unit



Cable router ring

- For orderly cable routing
- Dimensions: outer 61 mm x 42.5 mm. Inner 52 mm x 23 mm.
- **Material/surface**
 - Cable holder: PPO, similar to RAL 7035 Light grey.
 - Soft rubber profile: EPDM, similar to RAL 7021 Black grey.
- **Supply schedule**
 - 10 cable routers.
- **How supplied**
 - In sets

Version	Order-no.	UP
Insertable	05.040.112.9	10 units



Fillister head screw

- IEC DIN 967
- **Supply schedule**
 - 50 fillister head screws, Form Z
- **How supplied**
 - In sets

W	H	D	Version	Order-no.	UP
			M5 x 10	05.041.330.9	1 set
			M5 x 16	05.041.331.9	1 set
			M6 x 10	05.041.332.9	1 set
			M6 x 16	05.041.333.9	1 set



Cage nuts

- Clips into profiles with hole matrix
- **Supply schedule**
 - 50 cage nuts, sheet metal, 1.5mm
- **How supplied**
 - In sets

Version	Order-no.	UP
M5: sheet metal, 1.5 mm	05.041.513.7	1 set
M6: sheet metal, 1.5 mm	05.041.514.7	1 set



Link-up container and link-up duct

Knürr Ergocon® Link-up container

- Basic body of link-up container with storage compartment H150mm and garage for Ergocon mobile drawer unit
 - Generous technical module with 19" frame in the rear area
 - Removable perforated rear panel (optionally lockable or with push lock)
 - Link-up duct on both sides for lateral connection to the Knürr Ergocon® console for optimised cabling
 - Removable top cover on link-up ducts for best accessibility
 - Free-form table top with high-quality HPL coating and all-round ABS edge banding
- **Material**
 - Link-up container:
 - Basic body: Wooden corpus, coated
 - Tabletop: HPL coated with ABS edging
 - Removable rear panel
 - Sheet steel, powder coated
 - **Surface**
 - Basic body, rear panel and link-up ducts completely in RAL9006, White Aluminum
 - Tabletop .A in RAL7035, Light Grey, ABS edging in black (Different tabletop colors are available to match the console design)
 - **Supply schedule**
 - 1 Link-up container
 - 1 Tabletop
 - 2 Link-up ducts
 - **How supplied**
 - Pre-mounted.
 - **Note**
 - The overall dimensions, the tabletop shape and the tabletop colour vary depending on the project.
 - Please order suitable roller containers or shelves separately.

Version	Order-no.	UP
Link-up container 1 module 20° convex	04.501.080.A	1 unit
Link-up container 2 modules 20° convex	04.501.081.A	1 unit
Storage shelf for link-up container	04.501.085.7	1 unit



Knürr Ergocon® Link-up duct


- Link-up duct for connection of two Knürr Ergocon® consoles.
 - Removable top cover on link-up ducts for best accessibility and optimised cabling
- **Material**
 - Cover panels: Wooden elements, coated
 - Mounting brackets: sheet steel, powder coated
 - **Surface**
 - RAL 9006, White Aluminum
- **Dimensions**
 - Project specific
 - **Supply schedule**
 - 1 Link-up duct
 - Mounting Material
 - **How supplied**
 - In sets

Version	Order-no.	UP
Link-up duct, straight version	04.501.090.7	1 unit
Link-up duct, 20° convex version	04.501.091.7	1 unit

Dimensions in mm: W = width
 H = height
 D = depth
 h = installation height
 t = usable depth
 L = length

RU = Number of standard height units, 1 RU = 44,45 mm
 19" = 482,6 mm,
 (suited to 19" installation acc. to DIN 41494)
 UP = Unit of packaging
 kg = weight

Conversion: 1 inch = 25,4 mm
 1 pound = 453,6 g
 Replace 'x' with the last digit of your color choice



KNÜRR ELICON® VC / VC-E

37 to 46



MODULAR WORKSTATION SYSTEM

Whether for video surveillance, security dispatching or engineering workstations – our comprehensive product range offers optimal **solutions for a customized, ergonomic and efficient workstation.**

The **modular design** enables a wide variety of configurations and guarantees the highest degrees of flexibility. Combinations of tables can be retrofitted or modified at any time and without considerable effort.

High quality materials with extruded aluminum profiles in combination with die-cast aluminum stabilizers ensure a **maximum degree of stability and sturdiness.**

Ergonomic details simplify daily work in various situations and environments.

A **comprehensive range of accessories** completes the Knürr Elicon workstation system: flat screen holders, PC and 19-inch rack containers, workstation lighting, usable storage trays, cable routing ducts and other extras.

Knürr Elicon®VC-E

Electrical height adjustable Sit-Stand Workstation



Intelligent cable routing

Covered vertical cable routing in the side section, accessible from the inside and outside

High quality tabletops

with depths of 800 mm and 900 mm, linear or curved variants



Modular console system

Frame widths from 1200 mm to 2000 mm

In compliance with standards

Certified usability and ergonomics based on DIN 33419 / EN ISO 15537 and DIN EN 527-1.

Maximum stability

Extruded aluminum profiles with die-cast aluminum stabilizers to ensure the highest degree of stability

CON20111

Standard colors:



A RAL7035
Light gray



B Nelson Oak
wood grain




Modern design and color scheme

Base frame in RAL 9006 white aluminium, tabletop either in RAL 7035 light gray or Nelson Oak wood grain

Simple screen integration

High degree of flexibility thanks to adjustable jointed screen arms



Comfortable height adjustment

Electric height adjustment from 650 to 1250 mm

Flat packaging

for reduced transport volume

Generous cable troughs

to accommodate socket strips, KVM switches, cables and so forth

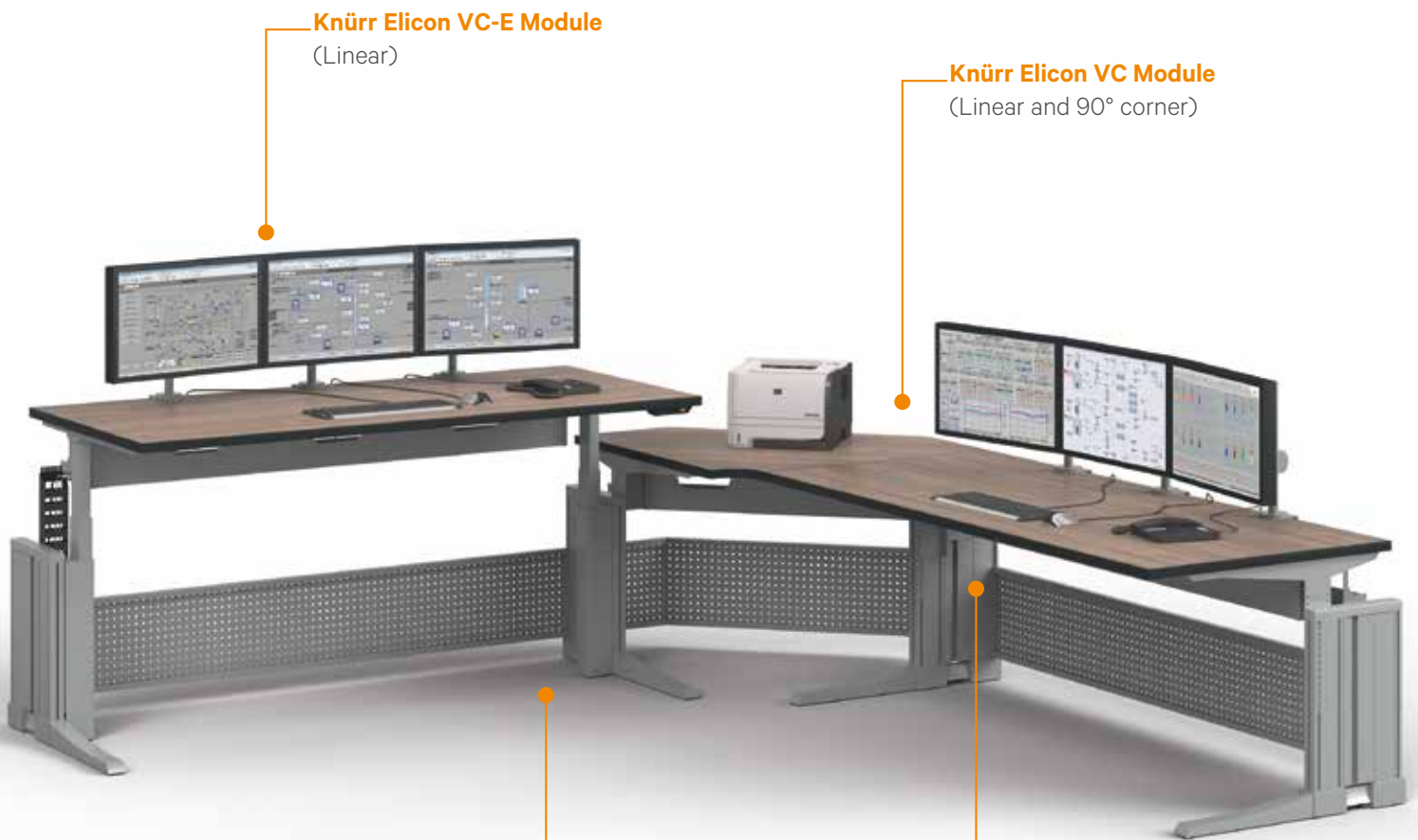
Sturdy rear panel

to ensure optimal lateral stability and function as a privacy screen

CON20112

Knürr Elicon®VC

Height adjustable (VC), in combination with electric height adjustment (VC-E)



Knürr Elicon VC-E Module
(Linear)

Knürr Elicon VC Module
(Linear and 90° corner)

Simple chain-linking
of electrically adjustable (VC-E) and height selectable (VC) consoles

CON2013

Standard colors:



A RAL7035
Light gray



B Nelson Oak
wood grain



Height adjustable
in 20 mm increments from
640 to 760 mm

Future-proof modular design

Expand your existing table combinations, modify your current installation or supplement it with new accessories. The modular design and multi-functional T-grooves give you all the options for future upgrades.

Easy assembly

Quick and easy to assemble on site



Intelligent cable routing

Covered vertical cable routing in the side section, accessible from the inside and outside

Optional rear panels

for VC consoles guarantee a uniform design

Roomy cable troughs

Full accessibility, including optional privacy protection using front covers and plug-in rear panel

High quality energy chain

for safe and convenient routing from the VC-E side section to the cable trough

CON20114

Knürr Elicon® VC-E Side Sections
Electric height adjustment

- Height adjustment range: 650 mm to 1250 mm
- Only usable in combination with Elicon VC-E Working Surfaces
- **Material / Finish**
 - Extruded aluminum profiles with die-cast aluminum stabilizers and top section
 - Steel panel covers, powder-coated
- **Color**
 - RAL9006 White aluminium
- **Supply schedule**
 - Left-hand and right-hand variants: 1 side section with lifting column, lifting column and cable duct covers
 - Center variant: 1 side section with 2 lifting columns, lifting column and cable duct covers
- **How supplied**
 - Completely preassembled

H	D	Model	Order-No	UP
590	800	Side section, left	04.265.130.7	1 unit
590	800	Side section, right	04.265.131.7	1 unit
590	800	Side section, center	04.265.132.7	1 unit



Side section, left

CON20115

Side section, right

CON20116

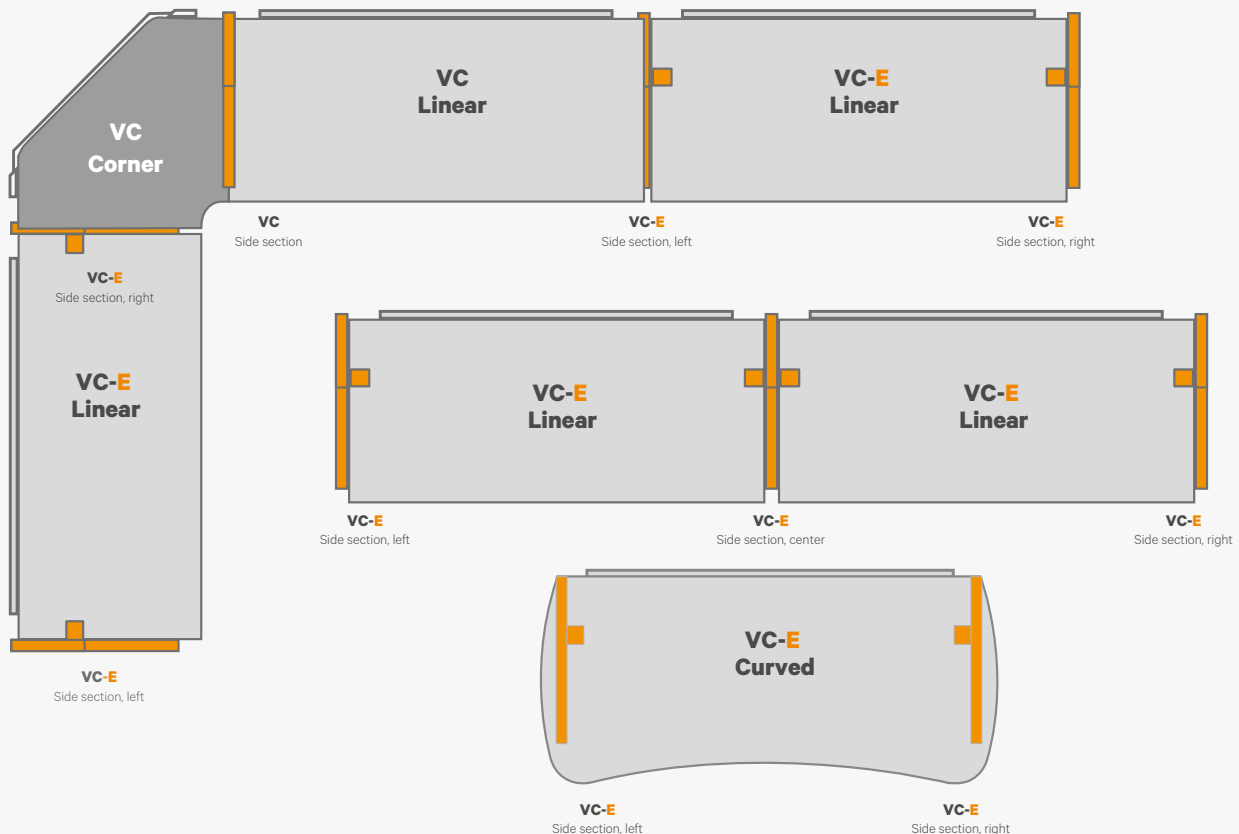


Side section, center

CON20117

Maximum stability guaranteed!

Custom linking options between **VC-E** and **VC** modules



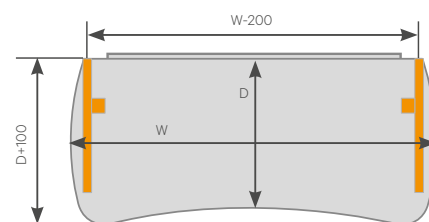
Knürr Elicon® VC-E Working Surfaces Curved

- Single table
- Height adjustment range: 650 mm to 1250 mm
- Only usable in combination with Elicon VC-E Side Sections
- **Loading capacity**
 - 1200 N (static surface load)
- **Material / Finish**
 - Tabletop: Three-layer particle board FP/Y E1 variant, fire protection class B2
 - Tabletop cover: High pressure plastic laminate (HPL)
 - Edging: ABS
 - Stabilizer, cable trough and rear panel Steel panel, powder-coated
- **Color combination**
 - Tabletop:
 - .A RAL7035 Light gray or
 - .B Nelson Oak wood grain
 - Edging: Black gray
 - Sheet metal parts: RAL9006 White aluminium
- **Supply schedule**
 - 1 working surface with horizontal cable duct
 - 1 control unit for electrical height adjustment
 - 1 energy chain
 - 1 rear panel, bottom
- **How supplied**
 - Preassembled, flat packaging

W	D	Model	Order-no.	UP
1400	800	Curved	04.265.023.x	1 unit
1600	800	Curved	04.265.024.x	1 unit
1800	800	Curved	04.265.025.x	1 unit
2000	800	Curved	04.265.026.x	1 unit
2200	800	Curved	04.265.027.x	1 unit
1400	900	Curved	04.265.033.x	1 unit
1600	900	Curved	04.265.034.x	1 unit
1800	900	Curved	04.265.035.x	1 unit
2000	900	Curved	04.265.036.x	1 unit
2200	900	Curved	04.265.037.x	1 unit



CON20118



CON20119

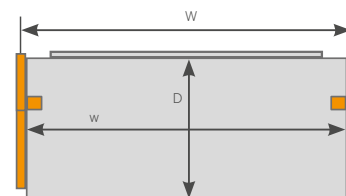
Knürr Elicon® VC-E Working Surfaces Linear

- Single table or linked
- Height adjustment range: 650 mm to 1250 mm
- Only usable in combination with Elicon VC-E Side Sections
- **Loading capacity**
 - 1200 N (static surface load)
- **Material / Finish**
 - Tabletop: Three-layer particle board FP/Y E1 variant, fire protection class B2
 - Tabletop cover: High pressure plastic laminate (HPL)
 - Edging: ABS
 - Stabilizer, cable trough and rearpanel Steel panel, powder-coated
- **Color combination**
 - Tabletop:
 - .A RAL7035 Light gray or
 - .B Nelson Oak wood grain
 - Edging: Black gray
 - Sheet metal parts: RAL9006 White aluminium
- **Supply schedule**
 - 1 working surface with horizontal cable duct
 - 1 control unit for electrical height adjustment
 - 1 energy chain
 - 1 rear panel, bottom
- **How supplied**
 - Preassembled, flat packaging

W	D	w	Model	Order-no.	UP
1200	800	1142	Linear	04.265.003.x	1 unit
1400	800	1342	Linear	04.265.004.x	1 unit
1600	800	1542	Linear	04.265.005.x	1 unit
1800	800	1742	Linear	04.265.006.x	1 unit
2000	800	1942	Linear	04.265.007.x	1 unit
1200	900	1142	Linear	04.265.013.x	1 unit
1400	900	1342	Linear	04.265.014.x	1 unit
1600	900	1542	Linear	04.265.015.x	1 unit
1800	900	1742	Linear	04.265.016.x	1 unit
2000	900	1942	Linear	04.265.017.x	1 unit



CON20120



CON20121

Dimensions in mm: W = Width
H = Height
D = Depth
h = Installation height
d = Useful depth
L = Length

HU = Standard height unit, 1 HU = 44.45 mm
19" = 482.6 mm, (ideal for 19" components in acc. with DIN 41494)
UP = Unit of packaging
kg = Weight

Conversion: 1 inch = 25.4 mm
1 pound = 453.6 g

Replace 'x' with the number of your color choice

Knürr Elicon® VC Side Section Height-selectable

- Height-selectable in 20 mm increments from 640 to 760 mm
- Only usable in combination with Elicon VC Working Surfaces
- **Material / Finish**
 - Extruded aluminum profiles with die-cast aluminum stabilizers and top section
 - Steel panel covers, powder-coated
- **Color**
 - RAL9006 White aluminium
- **Supply schedule**
 - 1 side section with cable duct covers
- **How supplied**
 - Completely preassembled

W	D	Model	Order-no.	UP
500	800	Side section	04.265.120.7	1 unit



CON20123

Knürr Elicon® VC Working Surfaces Linear

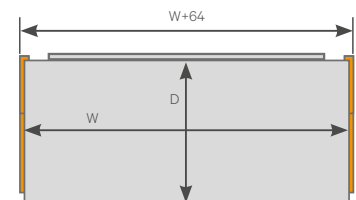
- Single table or linked
- Height-selectable in 20 mm increments from 640 to 760 mm
- Only usable in combination with Elicon VC Side Sections
- **Loading capacity**
 - 1200 N (static surface load)
- **Material / Finish**
 - Tabletop: Three-layer particle board FP/Y E1 variant, fire protection class B2
 - Tabletop cover: High pressure plastic laminate (HPL)
 - Edging: ABS
 - Stabilizer, cable trough and rear panel: Steel panel, powder-coated
- **Color combination**
 - Tabletop:
 - .A RAL7035 Light gray or
 - .B Nelson Oak wood grain
 - Edging: Black gray
 - Sheet metal parts: RAL9006 White aluminium
- **Supply schedule**
 - 1 working surface with horizontal cable duct
- **How supplied**
 - Preassembled, flat packaging

W	D	MODEL	Order-no.	UP
1200	800	Linear	04.265.103.x	1 unit
1400	800	Linear	04.265.104.x	1 unit
1600	800	Linear	04.265.105.x	1 unit
1800	800	Linear	04.265.106.x	1 unit
2000	800	Linear	04.265.107.x	1 unit

1200	900	Linear	04.265.113.x	1 unit
1400	900	Linear	04.265.114.x	1 unit
1600	900	Linear	04.265.115.x	1 unit
1800	900	Linear	04.265.116.x	1 unit
2000	900	Linear	04.265.117.x	1 unit



CON20120



Please order the rear panel for foot areas separately for Elicon VC Working Surfaces!

Dimensions in mm: W = Width
H = Height
D = Depth
h = Installation height
d = Useful depth
L = Length
HU = Standard height unit, 1 HU = 44,45 mm
19" = 482,6 mm, (ideal for 19" components in acc. with DIN 41494)
UP = Unit of packaging
kg = Weight

Conversion: 1 inch = 25,4 mm
1 pound = 453,6 g
Replace „x“ with the number of your color choice

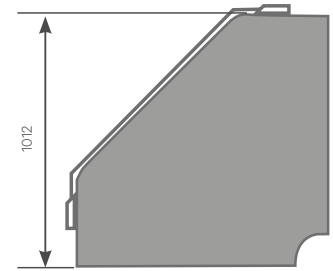
Knürr Elicon® VC Working Surfaces Corners

- Height-selectable in 20 mm increments from 640 to 760 mm
- Only usable in combination with Elicon VC Side Sections
- **Loading capacity**
 - 1200 N (static surface load)
- **Material / Finish**
 - Tabletop: Three-layer particle board FP/Y E1 variant, fire protection class B2
 - Tabletop cover: High pressure plastic laminate (HPL)
 - Edging: ABS
 - Stabilizer, cable trough and rear panel Steel panel, powder-coated
- **Color combination**
 - Tabletop:
 - .A RAL7035 Light gray or
 - .B Nelson Oak wood grain
 - Edging: Black gray
 - Sheet metal parts: RAL9006 White aluminium
- **Supply schedule**
 - 1 working surface with horizontal cable duct
- **How supplied**
 - Preassembled, flat packaging

D	Model	Order-no.	UP
800	90° corner	04.265.140.x	1 unit
800	90° wall corner	04.265.141.x	1 unit
900	90° corner	04.265.142.x	1 unit
900	90° wall corner	04.265.143.x	1 unit



CON20124



CON20125

Knürr Elicon® VC Rear Panels Leg area

- **Material / Finish**
 - Steel panel, powder-coated
- **Color**
 - RAL9006 White aluminium
- **Supply schedule**
 - 1 rear panel with mounting material
- **How supplied**
 - Flat-packed kit

W	H	Model	Order-no.	UP
1200	300	Straight	04.265.153.7	1 unit
1400	300	Straight	04.265.154.7	1 unit
1600	300	Straight	04.265.155.7	1 unit
1800	300	Straight	04.265.156.7	1 unit
2000	300	Straight	04.265.157.7	1 unit
	300	90° corner	04.265.160.7	1 unit



CON20126

Technical Container

- Technical container for rear mounting on the Elicon VC/E system table.
- With removable perforated sheet metal cladding and cable entry options on both sides.
- Cables can be guided from the raised floor into the container and via cable chains towards the working level.
- **Usable dimensions**
 - Clear depth: 200 mm
 - Clear height: 550 mm
- **Material / Finish**
 - Body: Three-layer particle board
 - Sheet metal parts: RAL9006 White aluminium

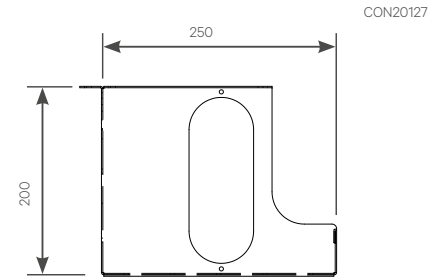
W	Order-no.	UP
1200	04.265.243.7	1 unit
1400	04.265.244.7	1 unit
1600	04.265.245.7	1 unit.
1800	04.265.246.7	1 unit
2000	04.265.247.7	1 unit



Knürr Elicon® VC/VC-E Cover Set for cable duct

- **Material / Finish**
 - Steel panel, powder-coated
- **Color**
 - RAL9006 White aluminium
- **Supply schedule**
 - 1 rear panel
 - 1 set of covers, front side
 - Mounting material

W	H	Model	Order-no.	UP
1200	200	Straight	04.265.163.7	1 unit
1400	200	Straight	04.265.164.7	1 unit
1600	200	Straight	04.265.165.7	1 unit
1800	200	Straight	04.265.166.7	1 unit
2000	200	Straight	04.265.167.7	1 unit
	200	90° corner	04.265.170.7	1 unit



Sectional drawing of cable trough

CON20128

Knürr Elicon® Computer Mount Lateral

- Left-hand, right-hand or dual mounting on vertical profile (both inside and outside) at any height
- WIDTH adjustable (165 to 265 mm)
- **Material / Finish**
 - Steel panel, anti-static, powder-coated structure.
- **Color**
 - RAL 9006 White aluminium
- **Loading capacity**
 - 250 N (static surface load)
- **Note**
 - The lowest mounting position corresponds to 80 mm (minimum ground clearance)
- **Supply schedule**
 - 1 computer support
 - Mounting material
- **How supplied**
 - Flat-packed kit

W	H	D	Order-no.	UP
			04.208.078.7	1 unit



CON20129

Knürr Elicon® VC/VC-E Adapter Bracket for PC Mount

- Required in addition to computer mount 04.208.078.7 for front-side mounting!
- **Color**
 - RAL 9006 White aluminium

Model	Order-no.	UP
For front-side mounting	04.265.179.7	1 unit



CON20130



Suitable monitor mounting accessories can be found from page 216

Dimensions in mm: W = Width
H = Height
D = Depth
h = Installation height
d = Useful depth
L = Length

HU = Standard height unit, 1 HU = 44.45 mm, 19" = 482.6 mm, (ideal for 19" components in acc. with DIN 41494)

UP = Unit of packaging
kg = Weight

Conversion: 1 inch = 25.4 mm
1 pound = 453.6 g

Replace „x“ with the number of your color choice

KNÜRR DACOBAS® ADVANCED

47 to 70



THE UNIVERSAL CONTROL ROOM CONSOLE

Large technical pedestal with integrated passive ventilation guarantee for optimized equipment integration.

The modular design allows a wide range of configurations and ensures maximum flexibility. Console elements can be retrofitted and upgraded at any time to stay future-proof.

High-quality materials like aluminum die-cast profiles guarantee maximum stability and durability.

Knürr Dacobas® Advanced

The Universal Control Room Console.
Modular, Efficient, Ergonomic.



DAA20000



Concave setup

DAA20001



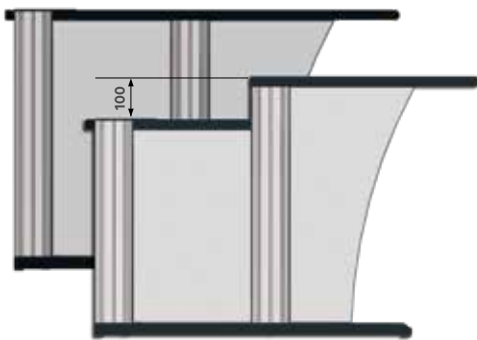
Convex (theatre setup)

DAA20002

- Straight or lowered worktop
- Silent, passive ventilation
- Highest stability
- Several worktop depths
- Integrated technical pedestal
- Convenient cable management
- Standards compliance
- Ships flat packed for safe transportation
- Quick and easy to assemble
- Future proof modularity




DAA20003



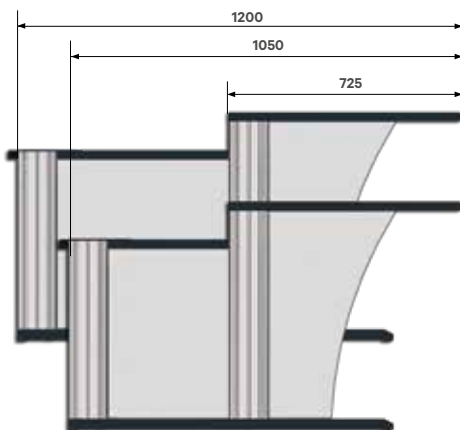
Straight or lowered worktop

DAA20004



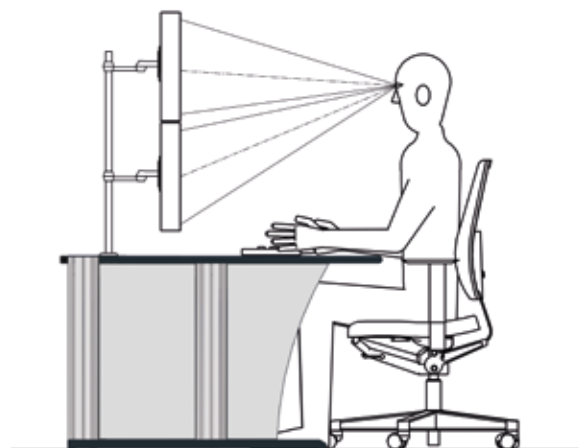
Silent, passive ventilation

DAA20005



**Two depths for technical pedestal:
1050 or 1200 mm**

DAA20060

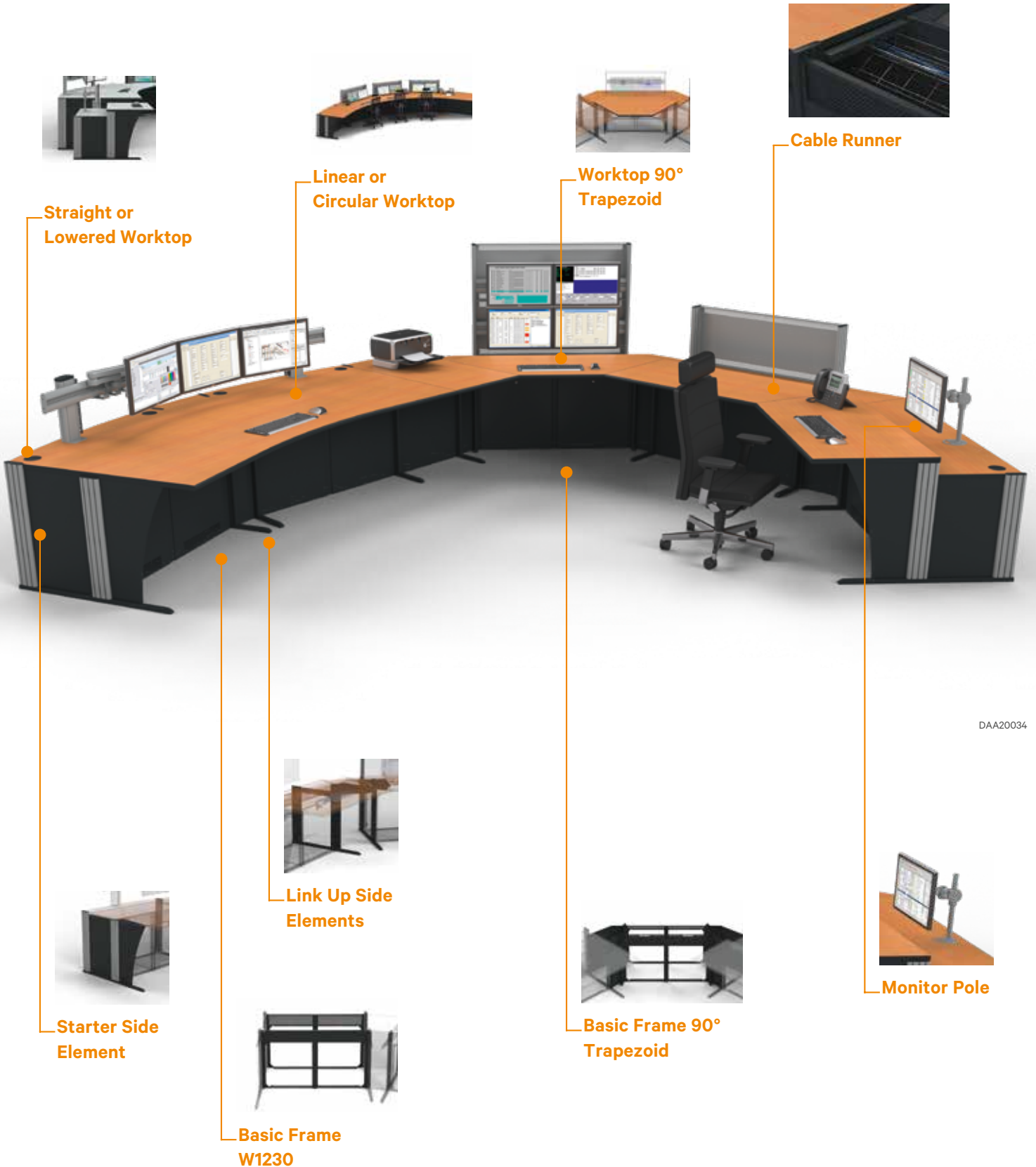


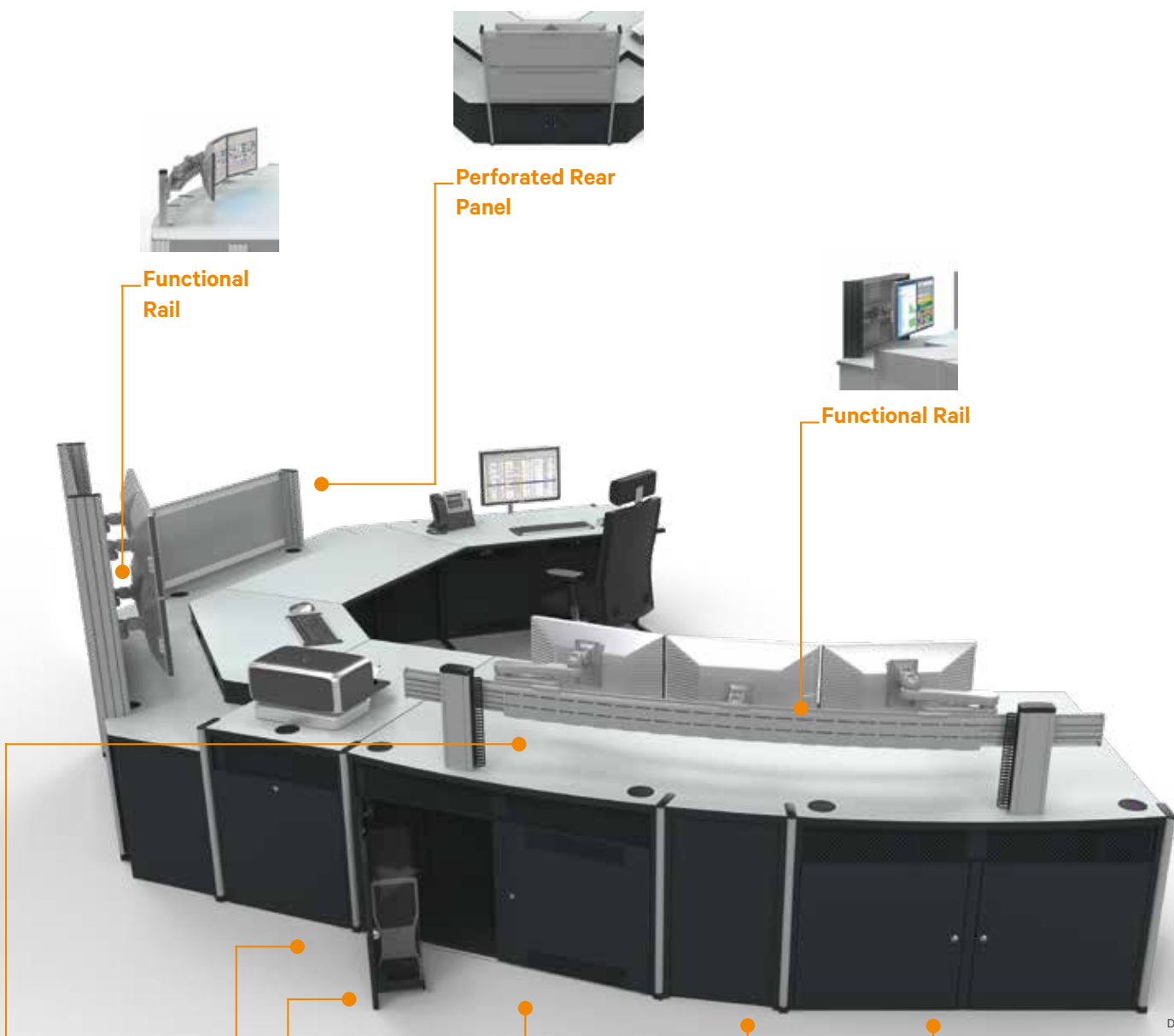
Meets DIN EN ISO 11064

DAA20006

Knürr Dacobas® Advanced

Overview





DAA20035



Functional Rail



Perforated Rear Panel



Functional Rail




Cable Entry



CPU-Tray



Perforated Hinged Door



Hinged Door



Slide In Door (laminated particle board)



Cover Panels

**Knürr Dacobas® Advanced
Strong Points**

• **Standards compliance**


- Dacobas Advanced meets DIN EN ISO 11064. This means that the operator works at a console that not only fulfills standards but also gives the space and comfort basic to efficient and professional operation. Worktop height is always 750 mm.

• **Straight or lowered worktop**

- All console elements are available with straight or lowered worktops. Even straight corner elements - that may be used to place a printer on - can be combined with a row of lowered worktops.

• **Silent, passive ventilation**

- Knürr brings profound knowledge of thermal management into this product: Correctly positioned ventilation openings allow for natural convection and reduced back ground noise.



DAA20005

• **Maximum stability**

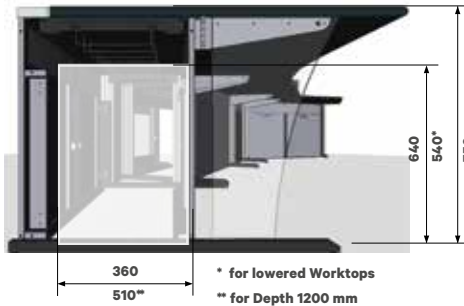
- 30-year proven sturdiness of Dacobas extruded aluminium profiles and welded sheet steel make Dacobas Advanced the reliable and stable choice for your control room.

• **Different worktop depths**

- Dacobas Advanced is designed to accommodate large workstations in the technical pedestal. Larger devices and 19"-equipment find their place in the 1200mm deep version.

• **Integrated technical pedestal**

- The integrated technical pedestal can be accessed both from front and rear. Choose from hinged or slide-in doors as well as perforated sheet steel for ventilation or plain wooden doors for best sound absorption. Hinged doors can be equipped with PC-trays for easy access.



DAA20009



DAA20007

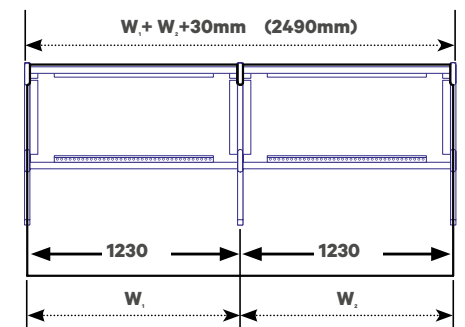
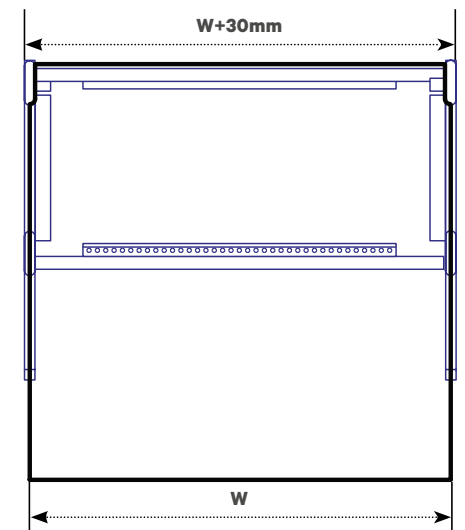


DAA20006

• **Tailor-made systems**

- Bespoke spacers scale the row of consoles exactly to the required dimensions. Straight, cornered and circular layouts can both be produced in a convex or concave (theatre) layout.

**Usable dimensions of
technical pedestal**





DAA20009



DAA20011



DAA20012



DAA20013

- **Convenient cable management**

- In option: Front and rear hinged cable runners. Snap In allows for easy and toolless mounting. Two cable runners separate power and network cabling. Existing depth struts of the basic frames already come with the necessary connectors.

- **Tailored worktops**

- Worktops of up to 3600mm at a stretch reduce gaps and seams. Talk to our engineers in order to have the worktop made from one piece per workplace.

- **Ships flat packed**


- All components are shipped preassembled and flat packed in order to reduce shipping volume as well as space and time demand during the transport and installation process.

- **Easy to assemble**

- The exclusive use of standard screws allows for a quick installation on site. Comprehensive assembly manuals explain the set up process.

- **Future proof modularity**

- Add new consoles to an existing row, change your current installation or grow up with new accessories. The modular design and the ubiquitous T-Slots leave you all options for future upgrades.



DAA20014

Three steps to your personal console:

Step 1 Substructure



Side Elements (p.59)

DAA20016



Basic Frames (p.59/60)

DAA20018



Complete Substructure

DAA20067



Hinged- and Slide-in Doors (p.61)

DAA20017

Step 2 Worktops

Have your individually designed worktop of up to 3600mm while respecting the following factors:

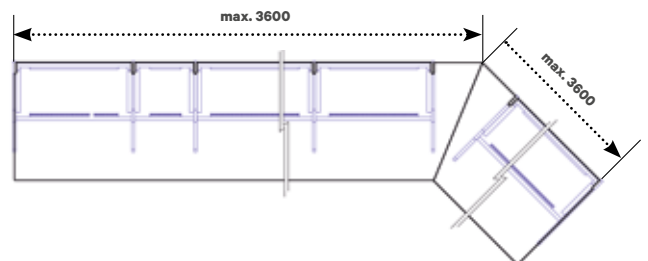
- Location of workplaces
- Transport and handling
- Dimensional constraints

See p.62



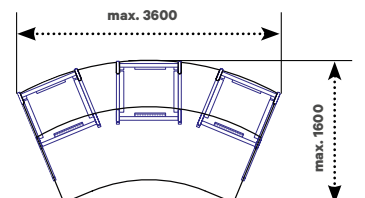
Worktop

DAA20061



One-piece worktops and free choice of corner angle

DAA20019



Circular Worktops

DAA20020

Step 3 Monitor mounts

Functional rail to mount between Dacobas Profiles

- Choose the profile extension that fits your individual TFT setup. Perforated rear panels to install between the profiles are found on p. 214



DAA20021

Add on functional rail


- Freestanding solution for maximum flexibility with circular consoles. Also available with electrical height adjustment for improved comfort



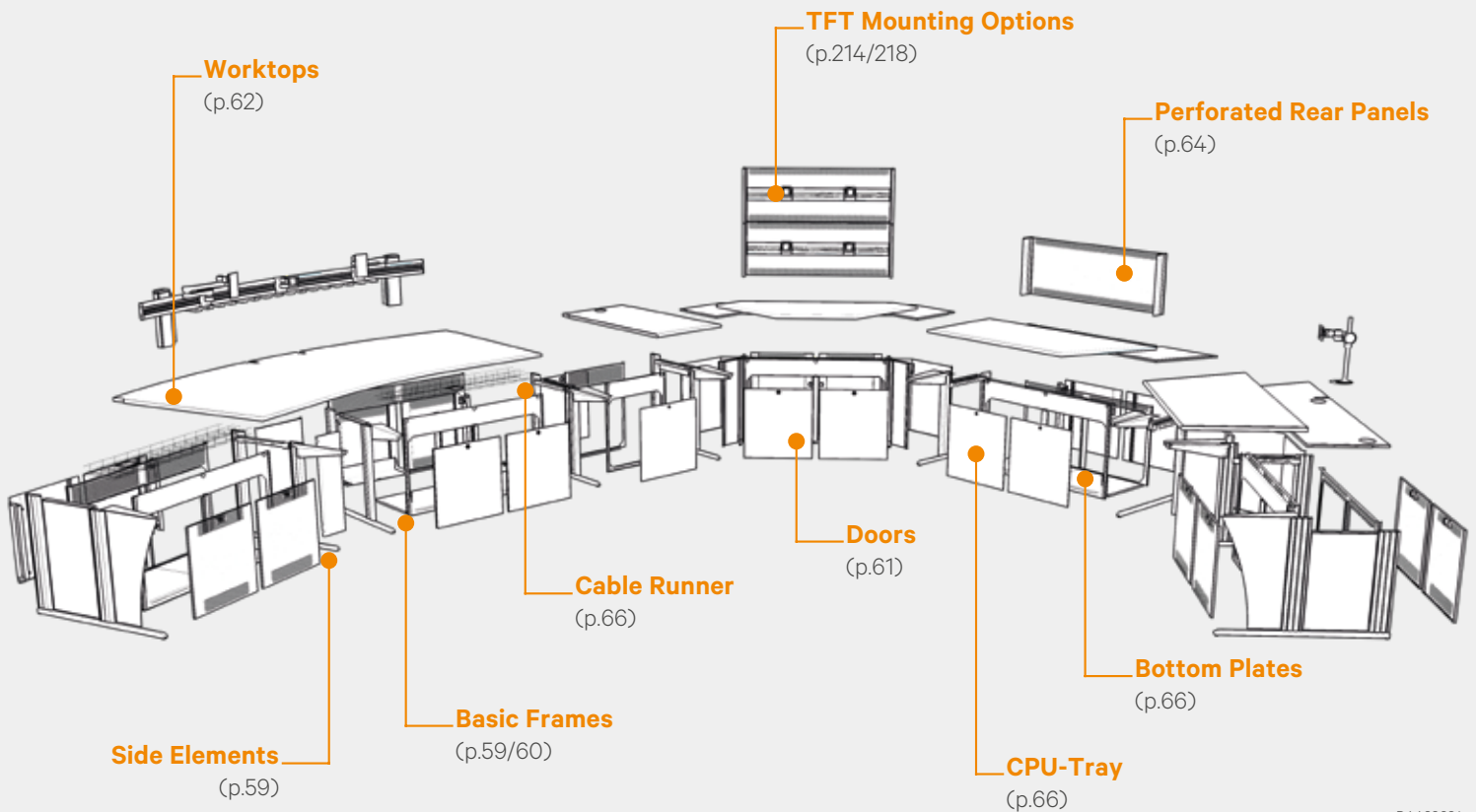
DAA20022

Add on monitor poles

- The slimmest solution for tidy and unobstructed installation of standard monitors. Poles can be placed virtually anywhere on the worktop. Multi-TFT solutions available. See p.214



DAA20023



DAA20024

Surface Colors:

Dacobas Advanced is available with two standard color patterns that easily can be identified by the last digit of the part number:



Version .1 Light grey

DAA20025

A light grey worktop is enclosed by a black ErgoSoft Edge at the front and black plastic edge veneers. All sheet steel parts are powder coated in RAL7021 Dark grey, all extruded aluminium profiles – except those in the front leg space – are powder coated in RAL9006 White aluminium.



Version .5 Beech

DAA20026

While the worktop is finished with Beech, all other parts of the console show the same color pattern as with the light grey worktop.

Please request our further information documents related to:

Nano-Surfaces which feature extremely low reflectivity and a velvet smooth touch! E.g.:



DAA20027

Bianco malé

DAA20028

Grigio londra

Choose your **individual color** from a comprehensive range of tabletop finishes. E.g.:



DAA20093

Maple Wood

DAA20094

Nelson Oak

DAA20095

Pine black

Also many materials for worktops available for request.: E.g.: Corian®, Solid Core Board, Wood, etc.

Premium worktops made from quality 3-layer particle board with a durable HPL-coating. 30mm strong main worktops contribute to the rigidity of the construction. Hence all tabletops are backed with a **warranty of up to 10 years**, which underlines the long-lastingness of our products.

Sample Configurations

Below you will find a helpful overview of the most common basic assemblies. Each basic assembly consists of starter-, end- and link up-side elements as well as the respective number of basic frames.

- **Linear 2-fold console**

- Consisting of two basic frames W1230, one start-, one link up- and one end-side element.

- **45° console**

- Consisting of two basic frames W1230, one start-, two link up and one end-side element as well as front and rear 45°-cover panels.

- **90° console**

- Consisting of two basic frames W1230, one start- and one end-side element, one 90° corner element.

- **90° trapezoid console**

- Consisting of two basic frames W1230, one start- and one end-side element, one 90°-trapezoid corner element with 600mm front edge.

- **Circular console**

- Consisting of two basic frames W1230 (R3000), one start-, two link up side elements with short feet and one end-side element, fitting front and rear circular cover panels:

- **Further helpful accessories as**

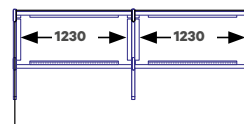
- Cable management
- Power strips
- Lighting
- Seating and ambient furniture can be found in our catalogues.

D	Type	Order no. (straight)	Order no. (lowered)	UP
1050	Linear	01.329.220.9	01.329.200.9	1 unit
1050	45°	01.329.222.9	01.329.202.9	1 unit
1050	90°	01.329.223.9	01.329.203.9	1 unit
1050	90° Trapezoid	01.329.224.9	01.329.204.9	1 unit
1050	R 3000 Circular	01.329.225.9	01.329.205.9	1 unit
1200	Linear	01.329.260.9	01.329.240.9	1 unit
1200	45°	01.329.262.9	01.329.242.9	1 unit
1200	90°	01.329.263.9	01.329.243.9	1 unit
1200	90° Trapezoid	01.329.264.9	01.329.244.9	1 unit
1200	R 3000	01.329.265.9	01.329.245.9	1 unit

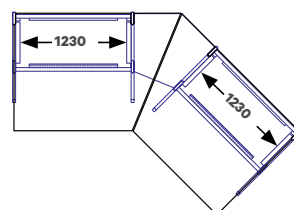


DAA20015

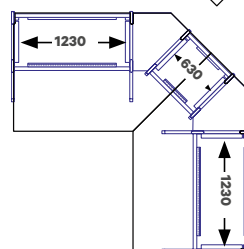
Linear 2-fold Console



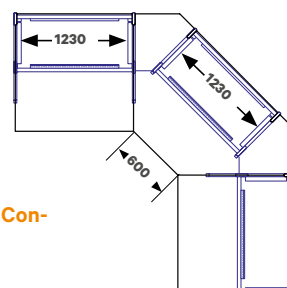
45° Console



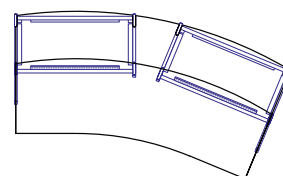
90° Console



90° Trapezoid Console



Circular Console



DAA20029



Note: Add worktops and cover panels from page 58 and 61

Dimensions in mm: W = Width
H = Height
D = Depth
h = Installation height
d = Useful depth
L = Length
HU = Standard height unit, 1 HU = 44.45 mm
19" = 482.6 mm, (ideal for 19" components in acc. with DIN 41494)
UP = Unit of packaging

Conversion: 1 inch = 25.4 mm

Worktops for Sample Configurations

Premium worktops made from quality 3-layer particle board with a durable HPL-coating. 30mm strong main worktops contribute to the rigidity of the construction. Lowered monitor levels made from 19mm direct laminated panels allow for reduced transport weight and handling with ease. Select the correct worktops to complete your Dacobas Advanced installation. The well-known ErgoEdge at the front side makes working comfortable. All other sides are covered with a durable ABS-edge veneer.

Please note:

- Standard worktops are always equipped with cable inlets at the rear side in order to fit with functional rails on Dacobas profile extensions. When installing other monitor levels, we offer corresponding individual placement of cable inlets. The required openings are cut before shipment. Please always order worktops together with your choice of monitor level. Further helpful accessories as

- Cable management
- Power strips
- Lighting
- Seating and ambient furniture can be found in our catalogues.

Material

- Worktop: 3-layer quality particle board FP / Y E1, Fire resistance class B2
- Worktop coating: High Pressure Laminate
- Edge veneer: ABS

Surface

- Worktop: 1 RAL7035 Light grey or .5 Beech décor
- Edge veneer: black
- ErgoEdge: black

Supply schedule

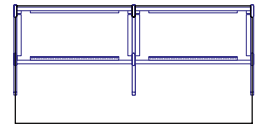
- Worktop
- Mounting material

Type	D	W	Order no. (straight)	Order no. (lowered)	UP
Worktop for Linear 2-fold Console	1050	2460	01.329.280.X	01.329.285.X	1 set
Worktop for 45° Console	1050		01.329.281.X	01.329.286.X	1 set
Worktop for 90° Console	1050		01.329.282.X	01.329.287.X	1 set
Worktop for 90° Trapezoid Console	1050		01.329.283.X	01.329.288.X	1 set
Worktop for Circular Console R3000	1050		01.329.284.X	01.329.289.X	1 set
Worktop for Linear 2-fold Console	1200	2460	01.329.290.X	01.329.295.X	1 set
Worktop for 45° Console	1200		01.329.291.X	01.329.296.X	1 set
Worktop for 90° Console	1200		01.329.292.X	01.329.297.X	1 set
Worktop for 90° Trapezoid Console	1200		01.329.293.X	01.329.298.X	1 set
Worktop for Circular Console R3000	1200		01.329.294.X	01.329.299.X	1 set

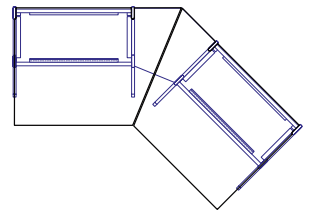


DAA20041

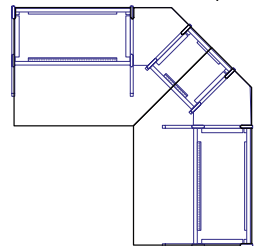
Linear 2-fold Console



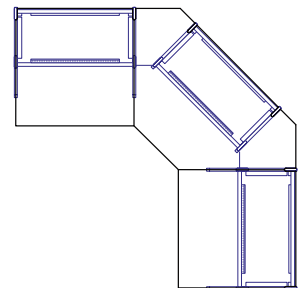
45° Console



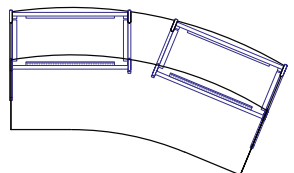
90° Console



90° Trapezoid Console



Circular Console



DAA20029

Dimensions in mm: W = Width
H = Height
D = Depth
h = Installation height
d = Useful depth
L = Length

HU = Standard height unit, 1 HU = 44.45 mm
19" = 4826 mm, (ideal for 19" components in acc. with DIN 41494)
UP = Unit of packaging
Replace „x“ with the number of your color choice
.1 = Light grey
.5 = Beech

Conversion: 1 inch = 25,4 mm

Side Elements and Link Up Side Elements

Side elements for 1050 and 1200mm deep consoles as well as for straight and lowered worktops. Side elements between basic frames give optimum rigidity to rows of consoles.

Side elements are made from rigid, welded adjustable feet, front and rear aluminum profiles with T-slots and depth struts with lashes for the flexible installation of cable runners.

- **Material**


- Sheet steel, powder coated
- Extruded aluminum profiles, powder coated
- 13mm particle board, laminated

- **Surface**

- Feet: RAL7021 Black grey
- Vertical profiles (rear): RAL9006 White aluminum
- Vertical profiles (in the leg space): RAL7021 Black grey

- **Supply Schedule**

- 1 Side element or link up side element (pre-assembled)



DAA20068

Side Elements	D	L	Order no. (left)	Order no. (right)	UP
Straight	1050	850	01.328.068.9	01.328.069.9	1 unit
Straight	1200	1000	01.328.092.9	01.328.093.9	1 unit
Lowerded	1050	850	01.328.072.9	01.328.073.9	1 unit
Lowerded	1200	1000	01.328.096.9	01.328.097.9	1 unit

Link Up Side Elements	D	L	Order no.	UP
Straight	1050	650	01.328.070.9	1 unit
Straight	1200	850	01.328.094.9	1 unit
Lowerded	1050	650	01.328.074.9	1 unit
Lowerded	1200	850	01.328.098.9	1 unit

Basic Frames

Basic frames in widths of 630, 1230 and 1830 mm for straight or lowered worktops, for depths of 1050 or 1200mm are the rigid foundation for the Dacobas Advanced system.

Perforated rear panels allow natural convection to cool the technical pedestal.

Choose from plain or perforated doors and add bottom plates if required. When extending an existing console with basic frames, additional link up side elements are required.

- **Material**

- Sheet steel, powder coated

- **Surface**

- RAL7021 Black grey

- **Supply Schedule**

- Front frame
- Rear frame
- 2 Door struts (only W1230), Door struts (only W1830)
- Mounting material

4

- **Please Note:**

- For basic frames W1830 always use „slide-in doors“ in the middle section

D	W	Order no. (straight)	Order no. (lowered)	UP
1050/1200	630	01.328.008.9	01.328.000.9	1 unit
1050/1200	1230	01.328.012.9	01.328.004.9	1 unit
1050/1200	1830	01.328.014.9	01.328.006.9	1 unit



Basic Frame W630

DAA20036



Basic Frame W1230

DAA20037



Basic Frame W1830

DAA20069

Basic Frames for Corners

Basic frames for straight or lowered worktops, for depths of 1050 or 1200mm, in versions 45°, 90° 90° Wall, 90° trapezoid, 90° trapezoid-wall and circular in R3000 and R1500.

Basic frames for 90° corner sections have rear perforations for optimum ventilation of the technical compartment. These basic frames are completed either with slide-in doors or hinged doors.

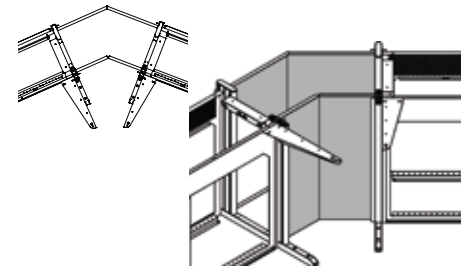
For the 90° corner and the 90° wall corner 2 doors W630 are needed.

For the 90° trapezoid corner and the 90° trapezoid wall corner either 4 doors W630 or 2 doors W1230 are needed.

- **Material**
 - Sheet Steel, powder coated
- **Surface**
 - RAL7021 Black grey
- **Please note (for circular versions)**
 - If cover panels are used with W1230 basic frames, the console radius at the front side is R3000. With W630 basic frames the console radius is R1500.

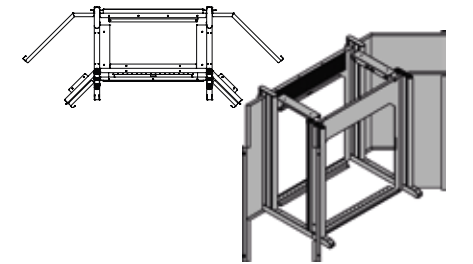
- **Supply Schedule 45° corner**
 - 1 Cover panel front
 - 1 Cover panel rear
 - Mounting material
- **Supply Schedule 90° corner and 90° wall-corner**
 - 1 Basic frame W630
 - 2 Link up side elements (short)
 - 1 Set of cover panels right side
 - 1 Set of cover panels left side
 - Mounting material
- **Supply Schedule 90° trapezoid corner and 90° trapezoid-wall-corner**
 - 1 Basic frame W1230
 - 2 Link up side elements (short)
 - 1 Set of cover panels right side
 - 1 Set of cover panels left side
 - Mounting material
- **Supply Schedule circular cover panels**
 - 1 Cover panel front
 - 1 Cover panel rear
 - Mounting material

Type	D	Order no. (straight)	Order no. (lowered)	UP
45°	D1050	01.328.255.9	01.328.250.9	1 unit
45°	D1200	01.328.265.9	01.328.260.9	1 unit
90° + 90° wall	D1050	01.328.305.9	01.328.300.9	1 unit
90° + 90° wall	D1200	01.328.315.9	01.328.310.9	1 unit
90° trapezoid + 90° trapezoid wall	D1050	01.328.306.9	01.328.301.9	1 unit
90° trapezoid + 90° trapezoid wall	D1200	01.328.316.9	01.328.311.9	1 unit
Circular cover panels	D1050	01.328.258.9	01.328.253.9	1 unit
Circular cover panels	D1200	01.328.268.9	01.328.263.9	1 unit



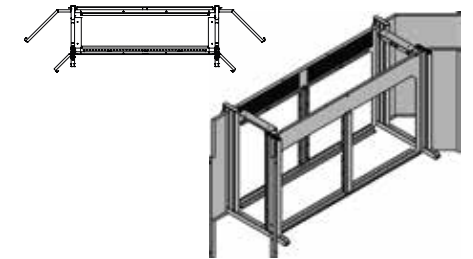
45° corner

DAA20070



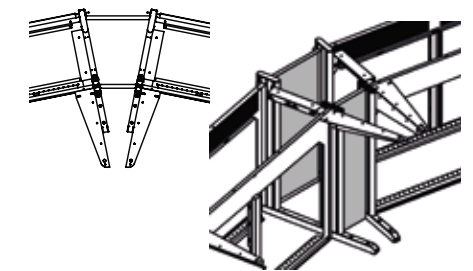
90° corner and 90° wall-corner

DAA20071



90° trapezoid corner and 90° trapezoid-wall-corner

DAA20072



Circular cover panels

DAA20073

Dimensions in mm: W = Width
H = Height
D = Depth
h = Installation height
d = Useful depth
L = Length

HU = Standard height unit, 1 HU = 44.45 mm
19" = 482.6 mm.
(Ideal for 19" components in acc. with DIN 41494)
UP = Unit of packaging
Replace „x“ with the number of your color choice

Conversion: 1 inch = 25.4 mm

Doors

The Dacobas Avanced program offers various ways of closing the front and rear side of the basic frames:

- Plain hinged or slide-in doors made from particle board.
- Perforated hinged or slide-in steel doors

Well placed ventilation openings in the upper and lower part of the perforated doors allow for cooling through natural ventilation.


Plain doors offer additional acoustic dampening when feeding cool air into the technical pedestal from a ventilated raised floor.

All steel hinged doors come with thread holes for the installation of CPU-Trays at the inner side and always fit for left or right installation.

Pushlocks offer access restriction in standard and can be replaced against locks if required.

- **Material**
 - Sheet steel doors: 1,0mm Sheet steel, powder coated
 - Wooden doors: Direct laminated 3-layer quality particle board 19mm
- **Surface**
 - Sheet steel: RAL7021 Black grey
 - Wooden doors: RAL7021 Black grey
- **Supply Schedule**
 - 1 pcs. wooden resp. steel door according to your selection
 - Mounting material
- **Please Note:**
 - For basic frames W1830 always use „slide-in doors“ in the middle section

Type			W	Order no.	UP
Wood	slide-in	plain	W600	01.328.221.9	1 unit
Wood	slide-in	plain	W1200	01.328.223.9	1 unit
Wood	slide-in	plain	W1800	01.328.225.9	1 unit
Steel	slide-in	perforated	W600	01.328.215.9	1 unit
Steel	slide-in	perforated	W1200	01.328.217.9	1 unit
Steel	slide-in	perforated	W1800	01.328.219.9	1 unit
Wood	hinged door	plain	W600	01.328.206.9	1 unit
Steel	hinged door	perforated	W600	01.328.200.9	1 unit



Slide-in

DAA20038



Perforated hinged door

DAA20039



Hinged door

DAA20040

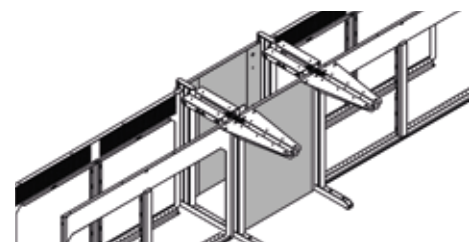
Cover Panels

Cover panels closing the front and rear gaps between adjacent basic frames. These cover panels allow to freely choose the distance between adjacent basic frames.

Each kit contains left and right mounting rails as well as two resp. Three blank cover panels and fitting screws. The cover panels can be cut to fit on site or according to submitted dimensions in the factory. Cover panels can bridge gaps of up to 500 mm.

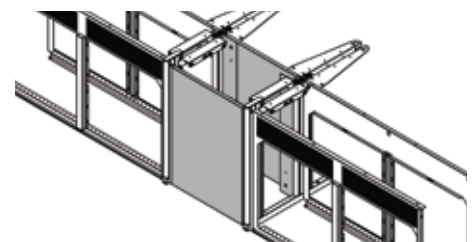
- **Material**
 - Sheet Steel, powder coated
 - Melamin resin coated chipboard 19 mm
- **Surface**
 - RAL7021 Black grey
- **Supply Schedule**
 - Mounting rails l/r
 - 1 front cover panel (blank)
 - 1 (2) rear cover panel(s)
 - Mounting material

Type	L	Order no.	UP
Straight worktop	500	01.328.290.9	1 set
Lowered monitor level	500	01.328.291.9	1 set



Cover panel front side

DAA20074



Cover panel rear side

DAA20075

Worktops

Premium worktops made from quality 3-layer particle board with a durable HPL-coating. 30mm strong main worktops contribute to the rigidity of the construction. Lowered monitor levels made from 19mm direct laminated panels allow for reduced transport weight and handling with ease. Select the correct worktops to complete your Dacobas Advanced installation.

Material

- Worktop: 3-layer quality particle board FP / Y E1, Fire resistance class B2
- Worktop coating: High Pressure Laminate
- Edge veneer: ABS

Surface

- Worktop: .1 RAL7035 Light grey or .5 Beech décor
- Edge veneer: black
- ErgoEdge: black

Supply schedule

- Worktop
- Mounting material

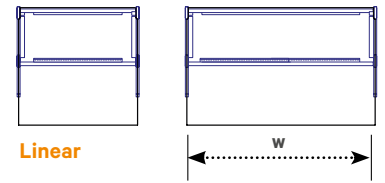
Type	W	D1050 straight	D1050 lowered	D1200 straight	D1200 lowered	UP
Linear	630	01.329.500.x	01.329.510.x	01.329.520.x	01.329.530.x	1 unit
Linear	1230	01.329.503.x	01.329.513.x	01.329.523.x	01.329.533.x	1 unit
Linear	1830	01.329.506.x	01.329.516.x	01.329.526.x	01.329.536.x	1 unit
45° left	630	01.329.540.x	01.329.550.x	01.329.560.x	01.329.570.x	1 unit
45° left	1230	01.329.543.x	01.329.553.x	01.329.563.x	01.329.573.x	1 unit
45° left	1830	01.329.546.x	01.329.556.x	01.329.566.x	01.329.576.x	1 unit
45° right	630	01.329.580.x	01.329.590.x	01.329.600.x	01.329.610.x	1 unit
45° right	1230	01.329.583.x	01.329.593.x	01.329.603.x	01.329.613.x	1 unit
45° right	1830	01.329.586.x	01.329.596.x	01.329.606.x	01.329.616.x	1 unit
90° left	630	01.329.620.x	01.329.630.x	01.329.640.x	01.329.650.x	1 unit
90° left	1230	01.329.623.x	01.329.633.x	01.329.643.x	01.329.653.x	1 unit
90° left	1830	01.329.626.x	01.329.636.x	01.329.646.x	01.329.656.x	1 unit
90° right	630	01.329.660.x	01.329.670.x	01.329.680.x	01.329.690.x	1 unit
90° right	1230	01.329.663.x	01.329.673.x	01.329.683.x	01.329.693.x	1 unit
90° right	1830	01.329.666.x	01.329.676.x	01.329.686.x	01.329.696.x	1 unit
90° wall left	630	01.329.700.x	01.329.710.x	01.329.720.x	01.329.730.x	1 unit
90° wall left	1230	01.329.703.x	01.329.713.x	01.329.723.x	01.329.733.x	1 unit
90° wall left	1830	01.329.706.x	01.329.716.x	01.329.726.x	01.329.736.x	1 unit
90° wall right	630	01.329.740.x	01.329.750.x	01.329.760.x	01.329.770.x	1 unit
90° wall right	1230	01.329.743.x	01.329.753.x	01.329.763.x	01.329.773.x	1 unit
90° wall right	1830	01.329.746.x	01.329.756.x	01.329.766.x	01.329.776.x	1 unit
90° trapezoid		01.329.780.x	01.329.781.x	01.329.782.x	01.329.783.x	1 unit
90° trapezoid wall		01.329.790.x	01.329.791.x	01.329.792.x	01.329.793.x	1 unit

Circular 22,5° - R3000

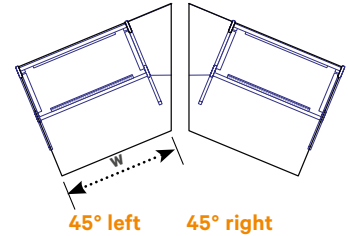
2 modules	1230	01.329.800.x	01.329.810.x	01.329.820.x	01.329.830.x	1 unit
-----------	------	--------------	--------------	--------------	--------------	--------

Circular 45° - R1500

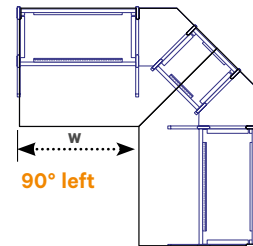
3 modules	630	01.329.805.x	01.329.815.x	01.329.825.x	01.329.835.x	1 unit
-----------	-----	--------------	--------------	--------------	--------------	--------



Linear

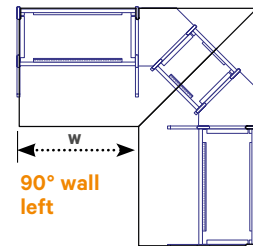


45° left 45° right



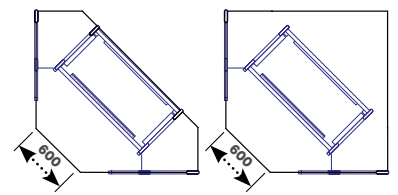
90° left

90° right



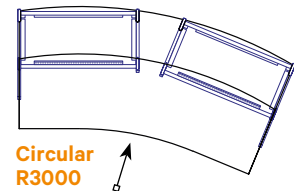
90° wall left

90° wall right

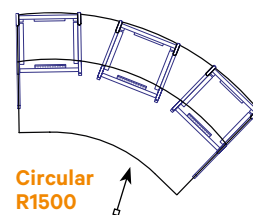


90° Trapezoid


90° Trapezoid Wall



Circular R3000



Circular R1500




Perforated Rear Panels

- Perforated rear panels fit W630 and W1230 Basic Frames, 45°, 90° and 90° Trapezoid Corners
 - Perforation: 8 mm in 25 mm pattern
 - Privacy screen for monitors and monitor cables
 - Vertical profiles to be connected in line with basic frame's vertical profiles
- **Material/Surface**
 - Sheet steel perforated rear panel and extruded aluminium profile, powder-coated, RAL9006 White aluminum
 - **Supply schedule**
 - 1 Perforated rear panel
 - Mounting material
 - 1 IM profile, length: see table
 - Mounting material

- **Please note**
 - Choose H350 rear panels and profile extensions in combination with one story monitor mounts and straight worktops. These can be combined seamlessly with H450 rear panels and profile extensions which fit with lowered monitor levels. For two story monitor mounts, just add a second line of H350 rear panels and use H700 profile extensions or H800 profile extensions for consoles with lowered monitor levels.



DAA20046



DAA20047

Type	W	H	D	Order no. H350	H450	H700	H800	H900	UP
Perforated rear panel	630			01.329.160.9	161.9				1 unit
Perforated rear panel	1230			01.329.165.9	166.9				1 unit
Perforated rear panel	1830			01.329.167.9	168.9				1 unit
Perforated rear panel 45°			1050	01.329.170.9	171.9				1 unit
Perforated rear panel 45°			1200	01.329.172.9	173.9				1 unit
Perforated rear panel 90° / 90° trapezoid			1050	01.329.180.9	181.9				1 unit
Perforated rear panel 90° / 90° trapezoid			1200	01.329.182.9	183.9				1 unit
IM profile extension		350		01.329.175.9					1 unit
IM profile extension		450			176.9				1 unit
IM profile extension		700				177.9			1 unit
IM profile extension		800					178.9		1 unit
IM profile extension		900						179.9	1 unit



Suitable monitor mounting accessories can be found from **page 213**

Dimensions in mm: W = Width
H = Height
D = Depth
h = Installation height
d = Useful depth
L = Length

Conversion: 1 inch = 25,4 mm

HU = Standard height unit, 1 HU = 44.45 mm
19" = 482.6 mm, (ideal for 19" components in acc. with DIN 41494)
UP = Unit of packaging
Replace „x“ with the number of your color choice
.1 = Light grey
.5 = Beech



Cable Runner

- Cable management for Dacobas Advanced technical pedestals
- Suitable for straight and lowered worktops
- Separate cable routing for data and power possible
- **Dimensions**
 - Usable width: 200 mm
 - Usable height: 56 mm
- **Material**
 - Cable basket: steel
- **Surface**
 - Chrome plated
- **Supply schedule**
 - 1 Cable basket, for Dacobas Advanced technical pedestal

W	Order no.	UP
830	01.329.000.9	1 unit
1230	01.329.003.9	1 unit
1830	01.329.006.9	1 unit



DAA20009



DAA20049

CPU-Tray

- CPU-Tray for the safe placement of PCs to the inner face of hinged doors
- Maximum PC dimensions: 485x235x465 mm (HWD)
- Maximum load: 15kg; door mounted The door mounted CPU-Tray grants easy access to PCs in the technical pedestal.
- **Material**
 - 1,0 mm Sheet steel powder coated
- **Surface**
 - Sheet steel: powder coated RAL7021 Black grey
- **Supply schedule**
 - 1 CPU-Tray for door mounting
 - Mounting material

Type	Order no.	UP
Door mounted CPU-Tray	01.329.050.9	1 unit




DAA20050

Bottom Plates

- Flexibly closes the lower face of the technical pedestal
- Fits between front and rear frame of the technical pedestal
- One size (445x295 mm) fits D1050 and D1200
- **Material**
 - Direct laminated 3-layer quality particle board, 19 mm
- **Surface**
 - HPL direct laminate RAL7021 Black grey
- **Supply schedule**
 - 1 Bottom plate

D	W	Order no.	UP
445	295	01.329.140.9	1 unit



DAA20051

Dimensions in mm: W = Width
H = Height
D = Depth
h = Installation height
d = Useful depth
L = Length
HU = Standard height unit, 1 HU = 44.45 mm
19" = 482.6 mm.
(Ideal for 19" components in acc. with DIN 41494)
UP = Unit of packaging
Replace „x“ with the number of your color choice
.1 = Light grey
.5 = Beech

Conversion: 1 inch = 25,4 mm

Smaract 19" Rack 12U W600 D600

- 19" rack, 12U installation height
 - With glass front door
 - 19" mounting hole profiles front and rear for fixation of equipment
 - Rear side open for direct cabling into the consoles technical pedestal
 - Securely attaches to the consoles basic frame
 - For equipment according to IEC 297-3
 - Removable cover panels
- **Material**
 - Extruded aluminium
 - Corner connector, die-cast aluminium
 - Covers and open shelf, sheet steel, powder-coated texture
 - Front door, sheet steel with single safety glass panel, opening angle, more than 180°
 - **Finish**
 - Basic rack, polished
 - Covers, front and rear doors, RAL7021 Black grey
 - **Load rating**
 - 200 kg (static load)
 - **Installation depth**
 - 515 mm
 - **Supply schedule**
 - 1 Basic frame
 - 2 Side panels (closed)
 - 1 Front glass door
 - 4 19" mounting hole profiles
 - 1 Earthing set
 - 4 Levelling feet
 - Mounting material
 - **How supplied**
 - Completely assembled
 - **Tests**
 - Safety in accordance with EN 50298 and EN 60950
 - Protective conductor/earth in accordance with DIN VDE 0701-1



DAA20079

Type	H	W	D	Order no.	UP
Smaract 19" rack	12HU	600	600	01.329.070.9	1 unit

PC Container

- Bonded main unit
- With passive ventilation (at lower front side)
 - Full glass doors and lock at the front
 - Stationary with leveling feet
 - With large opening at the rear side for cable routing into the console
- **Material / finish**
 - Main unit: Three layer particle board FP/Y E 1 version, directly coated, fire protection class B2
 - Front doors: Full glass doors, EMC, 6 mm, clear glass
 - **Color**
 - Main unit: RAL7021 Black grey
 - **Dimensions**
 - Width: 400 mm
 - Height: 600 mm
 - Depth: 600 mm,
 - **Supply schedule**
 - 1 PC container
 - 1 Lateral cover panel for W600 mm
 - Mounting material
 - **How supplied**
 - Completely assembled



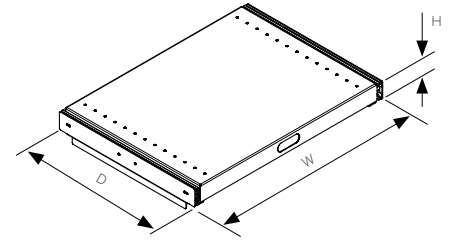
DAA20080

Type	H	W	D	Order no.	UP
PC container	600	400	600	01.329.071.9	1 unit

CPU Shelf

- Telescopic shelf for easy access to CPUs in the DACOBAS Advanced technical pedestal
- Prepared for installation of additional 19" frames
- Usable area for placing CPUs: 450 mm x 350 mm
- Width over all: 486 mm
- Two strong lateral telescopic rails
- Max. pull-out: 195 mm
- Max. load: 500 N static and evenly distributed

- **Material/Surface**
 - Mounting bracket and base plate: Sheet steel, powder coated, textured RAL7021 Dark gray, conductive
 - Telescopic rails: Sheet steel, zincated
- **Supply schedule**
 - 1 Base plate
 - 2 Mounting brackets
 - 2 Telescopic rails
 - Mounting material
- **How supplied**
 - Flat packed kit



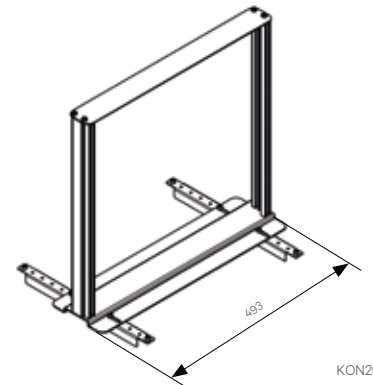
DAA20088

W	H	D		Order no.	UP
486	45	350	CPU shelf for D 1050 mm	01.329.060.9	1 unit
486	45	350	CPU shelf for D 1200 mm	01.329.061.9	1 unit

19" Frame (for technical pedestal)

- 19" frame for mounting 19" components and mounting panels
- 19" frame fixing on technical pedestal base frame via depth braces, making it depth-adjustable
- Equipment installation on the 19" extrusion via T-slots and spring nuts, making it height-adjustable

- **Finish**
 - Adapter plate, RAL9011 Graphite black
- **Supply schedule**
 - 1 adapter plate
 - 1 frame cover
 - 2 depth braces
 - 2 19" extrusions
- **How supplied**
 - Flat-packed kit
- **Note**
 - Please order spring nuts and screws separately (see p.132)




KON20032

W	H	D	HU		Order no.	UP
493	480	344	10	19" frame for D 1050 mm	01.329.100.9	1 unit
493	480	494	10	19" frame for D 1200 mm	01.329.105.9	1 unit

Dimensions in mm: W = Width
H = Height
D = Depth
h = Installation height
d = Useful depth
L = Length
HU = Standard height unit, 1 HU = 44.45 mm
19" = 482.6 mm, (ideal for 19" components in acc. with DIN 41494)
UP = Unit of packaging
Replace „x“ with the number of your color choice
.1 = Light grey
.5 = Beech

Conversion: 1 inch = 25,4 mm



MEASURING, TESTING AND LABORATORY TECHNOLOGY

Content:

• Knürr Elicon Classic	71
• Knürr Dacobas® Desk and Workbench Systems	87
• Dacobas 19" Racks	107
• Modular Electronic Workstations	137
• Knürr Dacobas® Electronic Workstation	143
• Knürr Elicon® Electronic Workstation	161
• Electronic Mini Distributor	169
• Knürr Rapomos® Equipment Carrier Superstructure	181

KNÜRR ELICON® CLASSIC

71 to 86



MODULAR WORKSTATION SYSTEM

Especially for engineering workstations or in electronic laboratories offers our comprehensive product range optimal solutions for a customized, ergonomic and efficient workstation.

The **modular design** enables a wide variety of configurations and guarantees the highest degrees of flexibility. Combinations of tables can be retrofitted or modified at any time and without considerable effort.

High quality materials with extruded aluminum profiles in

combination with die-cast aluminum stabilizers ensure a **maximum degree of stability and sturdiness**.

Ergonomic details simplify daily work in various situations and environments.

A **comprehensive range of accessories** completes the Knürr Elicon workstation system: flat screen holders, PC and 19-inch rack containers, workstation lighting, usable storage trays, cable routing ducts and other extras.

Knürr Elicon® Strong points

- **Future-proof modular design**
 - Expand your existing table combinations, modify your current installation or supplement it with new accessories. The modular design and multi-functional T-grooves give you all the options for future upgrades.
- **Perfect ergonomics**
 - Freely selectable working height in 20 mm increments (can be changed retroactively), great ergonomics guaranteed.
- **Convenient cable management**
 - Spacious horizontal cable ducts with convenient access from above via sliding sections. Routing through vertical cable troughs via detachable covers on the inside and outside of the side sections.
- **Providing electricity**
 - Cable troughs and crosspieces are equipped with a cap extrusion for easy mounting and attachment of socket strips and installation components.
- **Flat-packed kit**
 - Preassembled modules are supplied as a flat-packed kit. This saves freight space and reduces time and space required for assembly.
- **Easy assembly**
 - Screw connections facilitate quick assembly. Simple assembly instructions describe the process.
- **Different working surface depths**
 - Working surface depths from 700 mm to 1000 mm (in 100 mm increments) allow for custom room planning in accordance with your requirements.
- **Maximum stability**
 - More than 20 years of proven stability of Elicon extruded aluminum profiles and die-cast stabilizers in conjunction with sheet steel make this system a reliable and stable choice.



CON20105



CON20103



CON20104



CON20107



CON20106

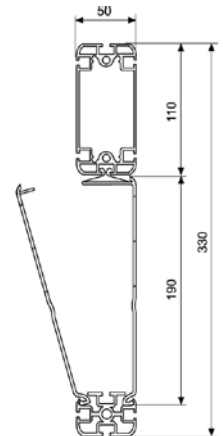
Knürr Elicon®

Connector Side Panels/Closing Side Panels

- **Connector/closing side panels**
 - Vertical cable routing in the spacious cable duct
 - Sheet steel cable duct covers with hinge function for easy cabling
 - Mounted superstructures (rear), add-on levels, and other components
 - Mounting option for additional foot stabilizer at the rear to increase stability with add-ons
 - Preassembled lock strips for simple and secure worktop mounting (680-760 mm, increment 20 mm). Any work height can be set at any time simply by turning a screw
- **Connector Side Panels**
 - Segmented cable duct cover on the outside and inside
- **Closing Side Panels**
 - Full-length cable duct cover on the outside
 - Segmented cable duct cover on the inside
- **Variants**
 - Type 1**
 - Side panel with short stabilizer for worktops with depth 700 mm
 - Type 2**
 - Side panel with long stabilizer for worktops with depths 800/900/1000 mm
- **Material/finish**
 - Extruded aluminum with die cast aluminum stabilizer and head piece, antistatic powder-coated texture
 - Cable duct cover: sheet steel, rolled, antistatic powder-coated texture
- **Color combination**
 - Final digit of order number .2:**
 - Metal parts: RAL 7035 light grey
 - Design elements: RAL 5003 sapphire blue
 - Final digit of order number .9:**
 - Metal parts and design elements: RAL 7021 dark grey
- **How supplied**
 - Preassembled modules



CON20105



CON00065

Knürr Elicon® Connector Side Panels

W	H	D	Model	Order-no.	UP
760	650		Type 1	04.252.150.x	1 unit
760	800		Type 2	04.252.151.x	1 unit
1250	800		Typ 2	04.252.155.x	1 unit
1656	800		Type 2	04.253.151.x	1 unit
2064	800		Type 2	04.253.152.x	1 unit

Knürr Elicon® Closing Side Panels

W	H	D	Model	Order-no.	UP
760	650		Type 1	04.252.160.x	1 unit
760	800		Type 2	04.252.161.x	1 unit
1250	800		Typ 2	04.252.165.x	1 unit
1656	800		Type 2	04.253.161.x	1 unit
2064	800		Type 2	04.253.162.x	1 unit

Knürr Elicon® Side Piece Cover, Full-Length Optional for external side piece

- **Material/Finish**
 - Sheet steel, rolled, antistatic powder-coat textured
- **Colour combination**
 - Final digit of order number .1:**
 - RAL 7035 light-grey
 - Final digit of order number .9:**
 - RAL 7021 dark-grey
- **Supply schedule**
 - 1 Side piece

W	H	D	Order-no.	UP
760			04.250.362.x	1 unit
1250			04.250.367.x	1 unit
1656			04.250.364.x	1 unit
2064			04.250.365.x	1 unit

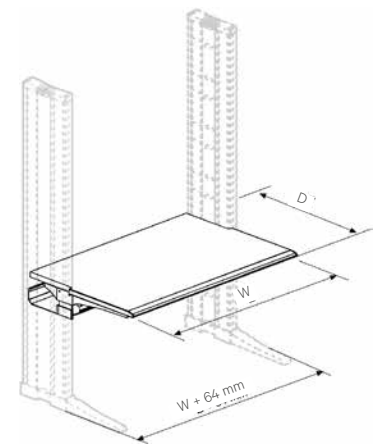


CON20107

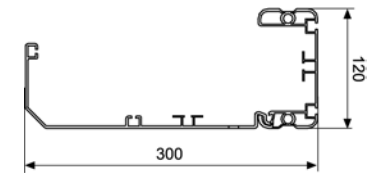
Knürr Elicon® Working Level

- Working level designed as sliding section for convenient access to the horizontal cable duct
 - The working level can be mounted at any height between two side panels and can also be varied in the height at any time
 - Worktop (30 mm) with ergonomically shaped front edge
 - Spacious horizontal cable duct, can be accessed via sliding worktop and folding mechanism
 - Cable duct with integrated C-rail for mounting installation components and mounting slot for general accessories
- Material / Finish**
 - Crosspiece: extruded aluminium, antistatic, powder-coated texture
 - Support arms: sheet steel, antistatic powder-coated texture
 - Worktop: three layer particle board, FP/Y E1 version, fire protection class B2
 - Worktop cover: high pressure plastic laminate
 - Cable duct, horizontal: sheet steel, rolled, antistatic, powder-coated texture
 - Colour combination**
 - Final digit of order number .1:**
 - Worktop: light-grey
 - Metal parts: RAL 7035 light-grey
 - Final digit of order number .5:**
 - Worktop: beech finish
 - Metal parts: RAL 7021 dark-grey
 - Load rating**
 - 1500 N (static surface load)
 - Standards**
 - DIN 68761 for worktop
 - EN 438 HGS for high pressure plastic laminate
 - EN 438 class HGS for coating material
 - Supply schedule**
 - 1 Worktop
 - 1 Crosspiece
 - 2 Desk stabilizers
 - 1 Cable duct
 - 1 Detailed mounting instructions
 - Mounting material
 - How supplied**
 - Preassembled modules

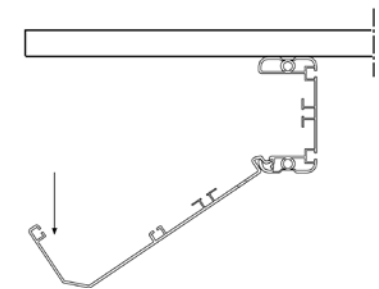
W	H	D	Order-no.	UP
800	700		04.252.100.x	1 unit
1200	700		04.252.101.x	1 unit
1600	700		04.252.102.x	1 unit
1800	700		04.252.103.x	1 unit
2000	700		04.252.104.x	1 unit
800	800		04.252.105.x	1 unit
1200	800		04.252.106.x	1 unit
1600	800		04.252.107.x	1 unit
1800	800		04.252.108.x	1 unit
2000	800		04.252.109.x	1 unit
800	900		04.252.110.x	1 unit
1200	900		04.252.111.x	1 unit
1600	900		04.252.112.x	1 unit
1800	900		04.252.113.x	1 unit
2000	900		04.252.114.x	1 unit
800	1000		04.252.115.x	1 unit
1200	1000		04.252.116.x	1 unit
1600	1000		04.252.117.x	1 unit
1800	1000		04.252.118.x	1 unit
2000	1000		04.252.119.x	1 unit



CON00057



CON00061



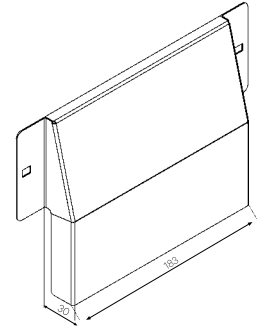
CON00062

Dimensions in mm: W = Width
H = Height
D = Depth
h = Installation height
d = Useful depth
L = Length
HU = Standard height unit, 1 HU = 44.45 mm
19" = 482.6 mm, (ideal for 19" components in acc. with DIN 41494)
UP = Unit of packaging
kg = Weight

Conversion: 1 inch = 25.4 mm
1 pound = 453.6 g
Replace „x“ with the number of your color choice

Base Routing Plate

- **Material / Finish**
 - Sheet steel, powder-coated texture
- **Colour**
 - Final digit of order number .1:**
 - RAL 7035 light grey
 - Final digit of order number .9:**
 - RAL 7021 dark grey
- **Supply schedule**
 - 1 base routing plate
 - 2 quick connectors
- **Note**
 - Serves as cable cover

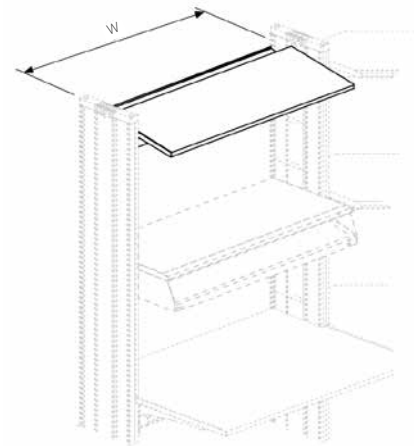


CON20087

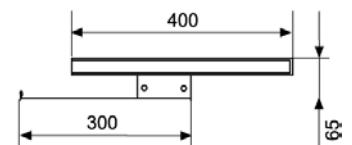
Order-no.	UP
04.252.604.x	1 unit

Knürr Elicon® Superstructure Level Standard

- For utilizing the area above the worktop as storage and functional surface with additional cabling option
- Worktop height easily adjustable
- Cable duct integrated in the crosspiece
- Tiltable 0–10°
- Worktop: 30 mm
- **Material / Finish**
 - Superstructure worktop: three layer particle board, FP/Y E1 version, fire protection class B2, melamine coated (directly coated) edge banding, ABS 3mm fine textured, matt
 - Crosspiece: extruded aluminium, antistatic, powder-coated texture
 - Cable duct, horizontal: sheet steel, rolled, antistatic powder-coated texture
- **Colour combination**
 - Final digit of order number .1:**
 - Superstructure worktop: light-grey
 - Metal parts: RAL 7035 light-grey
 - Final digit of order number .5:**
 - Superstructure worktop: beech finish
 - Metal parts: RAL 7021 dark-grey
- **Load rating**
 - 750 N (static surface load)
- **Standards**
 - DIN 68761 for superstructure worktop
 - DIN 68765 for direct coating
- **Note**
 - Caution with use in tilted state; use edge strip to prevent sliding
- **Supply schedule**
 - 1 Superstructure worktop
 - 1 Crosspiece
 - Mounting material
- **How supplied**
 - Pre-assembled modules



CON00063

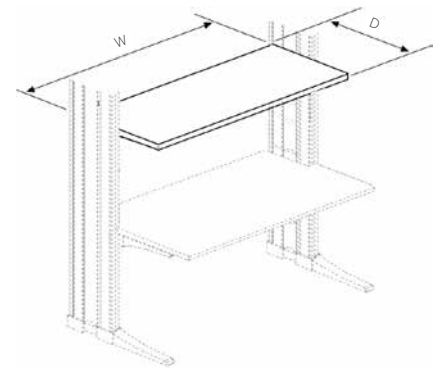


CON00075

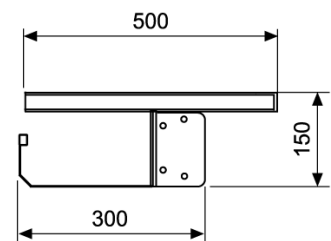
W	H	D	Model	Order-no.	UP
800		400	Standard	04.258.015.x	1 unit
1200		400	Standard	04.258.016.x	1 unit
1600		400	Standard	04.258.017.x	1 unit
1800		400	Standard	04.258.018.x	1 unit
2000		400	Standard	04.258.019.x	1 unit

Knürr Elicon® Superstructure Level System

- Working level designed as sliding top for convenient access to the horizontal cable duct
 - For utilizing the space above the worktop as storage
 - Stable crosspiece with spacious, folding, and consequently easily accessible cable duct
 - Easy integration of system components for perfect electricity provision with C-rails and mounting slots
 - Worktop height easily adjustable
 - Can be fitted at any time with keyboard shelves
 - Worktop thickness: 30 mm
- **Material / Finish**
 - Superstructure worktop: three layer particle board, FP/Y E1 version, fire protection class B2, melamine coated (directly coated) edge banding, ABS 3mm fine textured, matt
 - Crosspiece: extruded aluminium, antistatic, powder-coated texture
 - Support arms: sheet steel, antistatic powder-coated texture
 - Cable duct, horizontal: sheet steel, rolled, antistatic powder-coated texture
- **Colour combination**
 - Final digit of order number .1:**
 - Superstructure worktop: light-grey
 - Metal parts: RAL 5003 sapphire blue
 - Final digit of order number .5:**
 - Superstructure worktop: beech finish
 - Metal parts: RAL 7021 dark-grey
 - **Load rating**
 - 1500 N (static surface load)
 - **Standards**
 - DIN 68761 for superstructure worktop
 - DIN 68765 for direct coating
 - **Supply schedule**
 - 1 Superstructure
 - 2 Stabilizers
 - 1 Crosspiece
 - 1 Cable duct
 - Mounting material
 - **How supplied**
 - Pre-assembled modules



CON00064



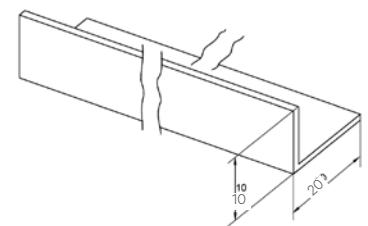
CON00037

W	H	D	Order-no.	UP
800		500	04.258.025.x	1 unit
1200		500	04.258.026.x	1 unit
1600		500	04.258.027.x	1 unit
1800		500	04.258.028.x	1 unit
2000		500	04.258.029.x	1 unit

Edge Strip

- Prevents equipment set up on the tilted structural rack from sliding
 - Suitable for Knürr Dacobas® and Knürr Elicon®
- **Supply schedule**
 - 1 edge strip
 - Mounting material

W	w	Order-no.	UP
800	730	04.258.150.1	1 unit
1200	1130	04.258.151.1	1 unit
1600	1530	04.258.152.1	1 unit
1800	1730	04.258.153.1	1 unit
2000	1930	04.258.154.1	1 unit



RAP00057

Dimensions in mm: W = Width
H = Height
D = Depth
h = Installation height
d = Useful depth
L = Length

HU = Standard height unit, 1 HU = 44.45 mm
19" = 482.6 mm, (ideal for 19" components in acc. with DIN 41494)

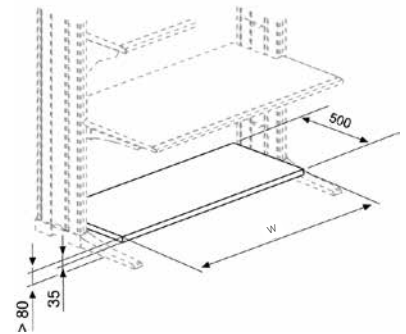
UP = Unit of packaging
kg = Weight

Conversion: 1 inch = 25.4 mm
1 pound = 453.6 g

Replace „x“ with the number of your color choice

Knürr Elicon® Computer Platform Fixed

- Low space requirement in the height
 - Mounting height variable
 - Can be upgraded at any time
 - Easy mounting
 - Can be mounted on the front or rear
- **Material / Finish**
 - Sheet steel with reinforced extrusions on the underside, antistatic powder-coated texture
 - **Colours**
 - Final digit of order number .1:**
 - RAL 7035 light-grey
 - Final digit of order number .9:**
 - RAL7021 dark-grey
 - **Load rating**
 - 1500 N (static surface load)
 - **Note**
 - The lowest mounting position is 80 mm (min. floor clearance)
 - **Supply schedule**
 - 1 Platform
 - Mounting material
 - **How supplied**
 - Flat-packed kit

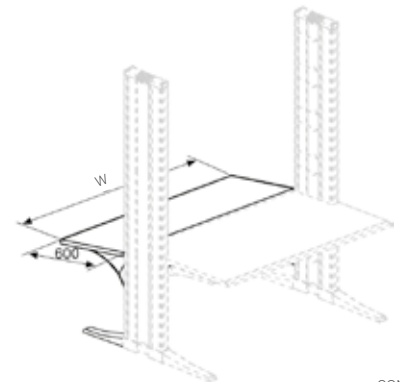


CON00055

W	H	D	w	Model	Order-no.	UP
800		500	750	Fixed	04.258.074.x	1 unit
1200		500	1150	Fixed	04.258.075.x	1 unit
1600		500	1550	Fixed	04.258.076.x	1 unit
1800		500	1750	Fixed	04.258.077.x	1 unit
2000		500	1950	Fixed	04.258.078.x	1 unit

Knürr Elicon® Add-On Level Height adjustable and tiltable

- Can be upgraded at any time
 - Height variable for exact adjustment to operator and hardware
 - Extremely stable construction with integrated cable trough
 - Useful depth: 590 mm
 - Can be delivered for desk width, 800–2000 mm
 - Variable tilt adjustment without tools at increments: 0°/7.5°/15°
 - Secure cable management through spacious cable trough and cable ports in the shelf
- **Material / Finish**
 - Superstructure worktop: three layer particle board, FP/Y E1 version, fire protection class B2
 - Worktop coating: high pressure plastic laminate
 - Support bracket: sheet steel, holed, antistatic powder-coated texture
 - Crosspiece with integrated cable trough: sheet steel, antistatic powder-coated texture
 - **Colour combination**
 - Final digit of order number .2:**
 - Superstructure: light-grey
 - Support bracket: RAL 5003 sapphire blue
 - Metal parts: RAL 7035 light-grey
 - Final digit of order number .5:**
 - Superstructure: beech finish
 - Metal parts and support bracket: RAL 7021 dark-grey
 - **Load rating**
 - 1500 N (static surface load)
 - **Standards**
 - DIN 68761 for worktop
 - EN 438 HGS class for high pressure plastic laminate
 - **Attention!**
 - With tilted use of monitors and other components set up on the add-on level, secure against sliding by using an anti-slide restrainer, for example.
 - **Supply schedule**
 - 1 Complete add-on level, pre-assembled
 - 2 Foot stabilizers, short
 - Mounting material
 - **How supplied**
 - Flat-packed kit



CON00035

W	H	D	Order-no.	UP
800		600	04.258.069.x	1 unit
1200		600	04.258.070.x	1 unit
1600		600	04.258.071.x	1 unit
1800		600	04.258.072.x	1 unit
2000		600	04.258.073.x	1 unit

Knürr Elicon® Suspension Cabinet

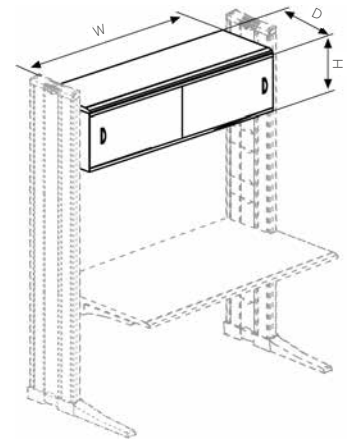
- For mounting at any height between the side panels
 - The sliding doors on smooth-running plastic guide can be locked with plunger cylinder lock
- **Material / Finish**
 - Main unit and sliding doors: three layer particle board, FP/Y E1 version, fire protection class B2, melamine coated (directly coated) edge banding, ABS 3mm fine textured, matt
 - Mounting bracket: sheet steel, antistatic powder-coated texture
 - **Colour combination**

Final digit of order number .1:

 - Main unit, doors and handles: RAL 7035 light-grey

Final digit of order number .5:

 - Main unit and handles: RAL 7021 dark-grey
 - Doors: beech finish
 - **Load rating**
 - 600 N (static surface load)
 - **Standards**
 - DIN 68761 for main unit and sliding doors
 - DIN 68765 for direct coating
 - **Supply schedule**
 - 1 Suspension cabinet complete with mounting bracket
 - Mounting material
 - **How supplied**
 - Pre-assembled modules



CON00047

H	D	W	w	h	d	Order-no.	UP
400	420	752	2x340	350	350	04.260.000.x	1 unit
400	420	1152	2x540	350	350	04.260.001.x	1 unit
400	420	1552	2x740	350	350	04.260.002.x	1 unit

Knürr Elicon® Add-On Level Fixed

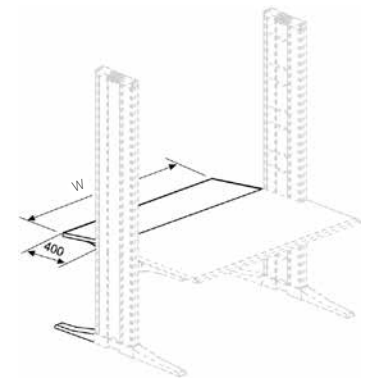
- For later extension of the worktop depth
 - Height variable for exact adjustment to operator and hardware
- **Material / Finish**
 - Superstructure worktop: three layer particle board, FP/Y E1 version, fire protection class B2
 - Worktop coating: high pressure plastic laminate
 - Support bracket: sheet steel, holed, antistatic powder-coated texture
 - **Colour combination**

Final digit of order number .2:

 - Add-on shelf: light-grey
 - Support bracket: RAL 5003 sapphire blue
 - Metal parts: RAL 7035 light-grey

Final digit of order number .5:

 - Add-on shelf: beech finish
 - Metal parts and support bracket: RAL 7021 dark-grey
 - **Load rating**
 - 750 N (static surface load)
 - **Standards**
 - DIN 68761 for worktop
 - EN 438 HGS class for high pressure plastic laminate
 - **Supply schedule**
 - 1 Add-on shelf
 - 2 Support brackets
 - 2 Foot stabilizers, short
 - Mounting material
 - **How supplied**
 - Flat-packed kit



CON00034

W	H	D	Order-no.	UP
800		400	04.258.080.x	1 unit
1200		400	04.258.081.x	1 unit
1600		400	04.258.082.x	1 unit
1800		400	04.258.083.x	1 unit
2000		400	04.258.084.x	1 unit

Dimensions in mm: W = Width
H = Height
D = Depth
h = Installation height
d = Useful depth
L = Length

HU = Standard height unit, 1 HU = 44.45 mm, 19" = 482.6 mm, (ideal for 19" components in acc. with DIN 41494)

UP = Unit of packaging
kg = Weight

Conversion: 1 inch = 25.4 mm
1 pound = 453.6 g

Replace 'x' with the number of your color choice

Knürr Elicon® - Perforated Rear Panels

- As privacy screen for foot area and above the working surface
- Can be attached and removed without tools
- Flexible combinations possible

Material / Finish

- Steel panel, powder-coated

Color combination

Last digit of Order-No. 1:

- RAL 7035 Light gray

Last digit of Order-No. 9:

- RAL 7021 Black gray

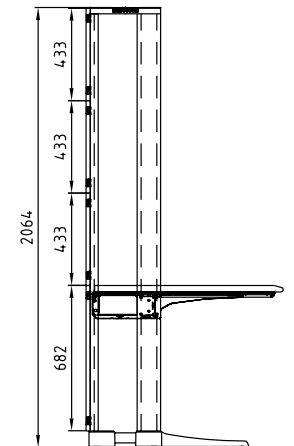
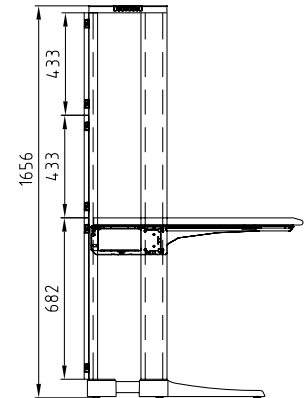
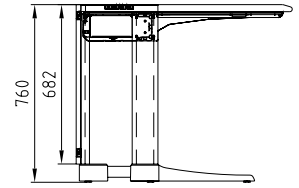
Supply schedule

- 1 rear panel

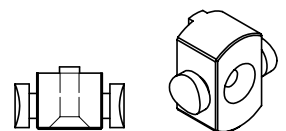
Note

- Order 1 mounting set per Elicon side section Order-No. 04.258.109.9 for every Elicon rear panel

W	H	Variant	Order-no.	UP
800	682	Elicon rear panel, bottom	04.258.110.x	1 unit
1000	682	Elicon rear panel, bottom	04.258.111.x	1 unit
1200	682	Elicon rear panel, bottom	04.258.112.x	1 unit
1400	682	Elicon rear panel, bottom	04.258.113.x	1 unit
1600	682	Elicon rear panel, bottom	04.258.114.x	1 unit
1800	682	Elicon rear panel, bottom	04.258.115.x	1 unit
2000	682	Elicon rear panel, bottom	04.258.116.x	1 unit
800	433	Elicon rear panel, top	04.258.120.x	1 unit
1000	433	Elicon rear panel, top	04.258.121.x	1 unit
1200	433	Elicon rear panel, top	04.258.122.x	1 unit
1400	433	Elicon rear panel, top	04.258.123.x	1 unit
1600	433	Elicon rear panel, top	04.258.124.x	1 unit
1800	433	Elicon rear panel, top	04.258.125.x	1 unit
2000	433	Elicon rear panel, top	04.258.126.x	1 unit
Mounting set (2x suspending blocks)			04.258.109.9	1 set



CON20132



Suspending block for rear panel

CON20133

Dimensions in mm: W = Width
 H = Height
 D = Depth
 h = Installation height
 d = Useful depth
 L = Length
 HU = Standard height unit, 1 HU = 44.45 mm
 19" = 482.6 mm, (ideal for 19" components in acc. with DIN 41494)
 UP = Unit of packaging
 kg = Weight

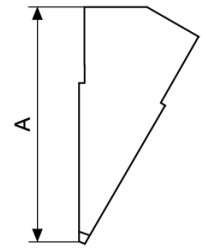
Conversion: 1 inch = 25.4 mm
 1 pound = 453.6 g
 Replace „x“ with the number of your color choice

CON20109

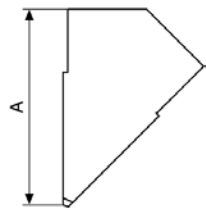
Knürr Elicon® System Components, Corners

- The ergonomically shaped front edge ensures optimal working conditions
 - Height variable for exact adjustment to operator and hardware
 - With support arms for direct connection to the side panels
 - Spacious horizontal cable duct, can be accessed via removeable corner panel and folding mechanism
 - Cable duct with integrated C-rail for mounting installation components and T-slot for mounting general accessories
 - With side panels which can also be used as workstation end points
- **Material / Finish**
 - Crosspiece: extruded aluminium, antistatic, powder-coated texture
 - Support arms: sheet steel, antistatic powder-coated texture
 - Worktop: three layer particle board, FP/Y E1 version, fire protection class B2
 - Worktop coating: high pressure plastic laminate
 - Cable duct, horizontal: sheet steel, rolled, antistatic powder-coated texture
 - **Colour combination**
 - **Final digit of order number .1:**
 - Worktop: light-grey
 - Metal parts: RAL 7035 light-grey
 - **Final digit of order number .5:**
 - Worktop: beech finish
 - Metal parts: RAL 7021 dark-grey
 - **Load rating**
 - 1500 N (static surface load)
 - **Standards**
 - DIN 68761 for worktop
 - EN 438 HGS class for high pressure plastic laminate
 - **Supply schedule**
 - 1 Corner panel
 - 1 Worktop support complete with crosspiece
 - 2 Stabilizers and cable duct
 - Mounting material
 - **How supplied**
 - Pre-assembled modules

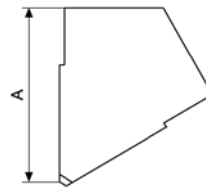
A	Model	Order-no.	UP
700	30°	04.252.510.x	1 unit
800	30°	04.252.500.x	1 unit
900	30°	04.252.501.x	1 unit
1000	30°	04.252.502.x	1 unit
700	45°	04.252.511.x	1 unit
800	45°	04.252.503.x	1 unit
900	45°	04.252.504.x	1 unit
1000	45°	04.252.505.x	1 unit
700	60°	04.252.512.x	1 unit
800	60°	04.252.506.x	1 unit
900	60°	04.252.507.x	1 unit
1000	60°	04.252.508.x	1 unit
700	90°, angled	04.252.550.x	1 unit
800	90°, angled	04.252.551.x	1 unit
900	90°, angled	04.252.552.x	1 unit
1000	90°, angled	04.252.553.x	1 unit



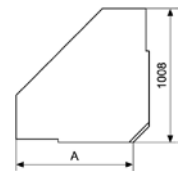
CON00023



CON00024



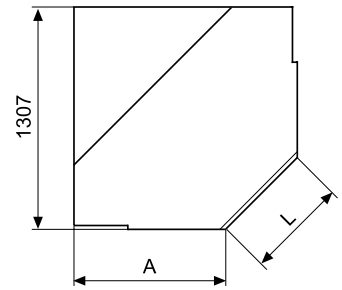
CON00025



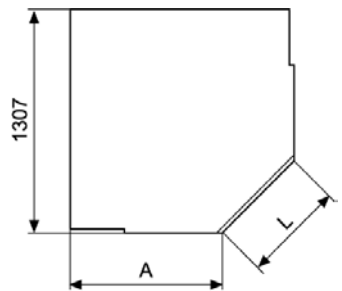
CON00030

Knürr Elicon® Trapezoid Corner

- ESD version for discharging electrostatic charges
 - The ergonomically formed front edge ensures optimal working conditions
 - Height variable for exact adjustment to operator and hardware
 - With support arms for direct connection to the side panels
 - Spacious horizontal cable duct, can be accessed via removeable corner panel and folding mechanism
 - Cable duct with integrated C-rail for mounting installation components and T-slot for mounting general accessories
 - With side panels which can also be used as workstation end points
- **Material / Finish**
 - Crosspiece: extruded aluminium, antistatic, powder-coated texture
 - Support arms: sheet steel, antistatic powder-coated texture
 - Worktop: three layer particle board, FP/Y E1 version, fire protection class B2
 - Worktop coating: high pressure plastic laminate
 - Cable duct, horizontal: sheet steel, rolled, antistatic powder-coated texture
 - **Colour combination**
 - **Final digit of order number .1:**
 - Worktop: light-grey
 - Metal parts: RAL 7035 light-grey
 - **Final digit of order number .5:**
 - Worktop: beech finish
 - Metal parts: RAL 7021 dark-grey
 - **Load rating**
 - 1500 N (static surface load)
 - **Standards**
 - ESD version
 - IEC 61340 electrostatics
 - DIN 68761 for worktop
 - EN 438 HGS class for high pressure plastic laminate
 - **Supply schedule**
 - 1 Corner panel
 - 1 Worktop support complete with crosspiece
 - 2 Stabilizers and cable duct
 - 1 Support foot, can be set for desk heights, 680-760
 - Mounting material
 - **How supplied**
 - Pre-assembled modules



CON00032

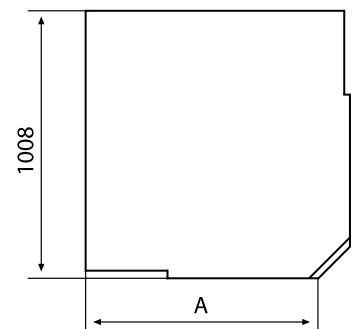


CON00033

A	L	Model	Order-no.	UP
700	880	Trapezoid corner	04.252.558.x	1 unit
800	740	Trapezoid corner	04.252.559.x	1 unit
900	600	Trapezoid corner	04.252.560.x	1 unit
1000	460	Trapezoid corner	04.252.561.x	1 unit
700	880	Trapezoid wall corner	04.252.562.x	1 unit
800	740	Trapezoid wall corner	04.252.563.x	1 unit
900	600	Trapezoid wall corner	04.252.564.x	1 unit
1000	460	Trapezoid wall corner	04.252.565.x	1 unit

Knürr Elicon® Wall Corner Units

A	Model	Order-no.	UP
700	90°, wall	04.252.554.x	1 unit
800	90°, wall	04.252.555.x	1 unit
900	90°, wall	04.252.556.x	1 unit
1000	90°, wall	04.252.557.x	1 unit

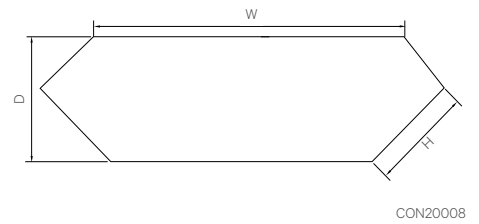
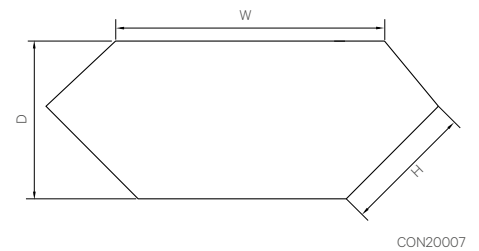


CON00031

Knürr Elicon® Superstructure Level, Corner

- ESD version for discharging electrostatic charges
 - For utilizing the area above the worktop as storage and functional surface with additional cabling option
 - Worktop height easily adjustable
 - Cable duct integrated in the crosspiece
- **Material / Finish**
 - Superstructure worktop: three layer particle board, FP/Y E1 version, fire protection class B2, melamine coated (directly coated) veneer, ABS 3mm, fine textured, matt
 - Crosspiece: extruded aluminium, antistatic, powder-coated texture
 - Cable duct, horizontal: sheet steel, rolled, antistatic powder-coated texture
 - **Colour combination**
 - Final digit of order number .1:**
 - Superstructure worktop: light-grey
 - Metal parts: RAL 7035 light-grey
 - Final digit of order number .5:**
 - Superstructure worktop: beech finish
 - Metal parts: RAL 7021 dark-grey

- **Load rating**
 - 750 N (static surface load)
- **Standards**
 - ESD version
 - IEC 61340 electrostatics
 - DIN 68761 for superstructure worktop
 - DIN 68765 for direct coating
- **Supply schedule**
 - 1 Superstructure worktop
 - 1 Crosspiece
 - Mounting material
- **How supplied**
 - Pre-assembled modules



W	H	D	Model	Order-no.	UP
824	400	495	90° angled and wall	04.258.032.x	1 unit
1247	400	495	Standard, trapezoid and wall	04.258.033.x	1 unit



Suitable monitor mounting accessories can be found from **page 213**

Dimensions in mm: W = Width
H = Height
D = Depth
h = Installation height
d = Useful depth
L = Length

HU = Standard height unit, 1 HU = 44.45 mm
19" = 482.6 mm,
(ideal for 19" components in acc. with DIN 41494)

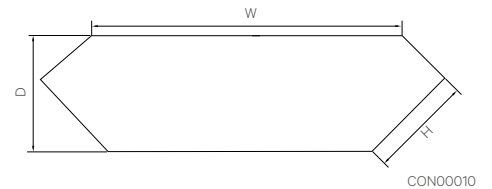
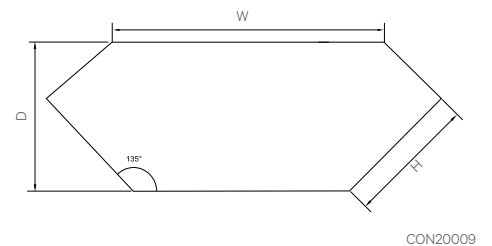
UP = Unit of packaging
kg = Weight

Conversion: 1 inch = 25.4 mm
1 pound = 453.6 g

Replace „x“ with the number of your color choice

Knürr Elicon® Superstructure Level, Corner

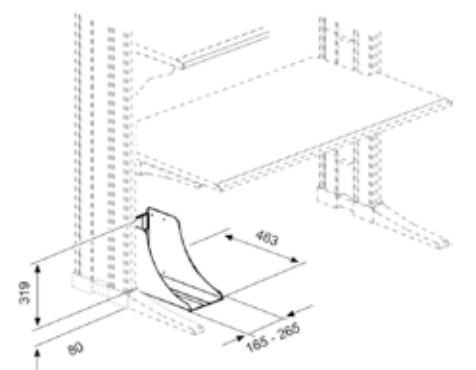
- ESD version for discharging electrostatic charges
 - For utilizing the area above the worktop as storage and functional surface with additional cabling option
 - Stable crosspiece with spacious, folding, and consequently easily accessible cable duct
 - Easy integration of system components for perfect electricity provision with C-rails and mounting slots
 - Worktop height easily adjustable
 - Can be fitted at any time with keyboard shelves
- **Material / Finish**
 - Superstructure worktop: three layer particle board, FP/Y E1 version, fire protection class B2, melamine coated (directly coated) veneer, ABS 3mm thick, fine textured, matt
 - Crosspiece: extruded aluminium, antistatic, powder-coated texture
 - Support arms: sheet steel, antistatic powder-coated texture
 - Cable duct, horizontal: sheet steel, rolled, antistatic powder-coated texture
 - **Colour combination**
 - **Final digit of order number .1:**
 - Superstructure worktop: light-grey
 - Metal parts: RAL 5003 light-grey
 - **Final digit of order number .5:**
 - Superstructure worktop: beech finish
 - Metal parts: RAL 7021 dark-grey
 - **Load rating**
 - 1500 N (static surface load)
 - **Standards**
 - ESD version
 - IEC 61340 electrostatics
 - DIN 68761 for superstructure worktop
 - DIN 68765 for direct coating
 - **Supply schedule**
 - 1 Superstructure worktop
 - 2 Stabilizers
 - 1 Crosspiece
 - 1 Cable duct
 - Mounting material
 - **How supplied**
 - Preassembled modules



W	H	D	Model	Order-no.	UP
907	500	595	90° angled and wall	04.258.036.x	1 unit
1330	500	595	Trapezoid and wall	04.258.037.x	1 unit

Knürr Elicon® Computer Mounting Side

- Can be mounted on the left, right or both sides on the vertical extrusion (both inside and outside) at any height.
 - Width adjustable: 165-265 mm
- **Material / Finish**
 - Sheet steel, antistatic powder-coated texture
 - **Colour combination**
 - **Final digit of order number .1:**
 - RAL 7035 light-grey
 - **Final digit of order number .9:**
 - RAL 7021 dark-grey
 - **Load rating**
 - 250 N (static surface load)
 - **Note**
 - The lowest mounting position is 80 mm (min. floor clearance)
 - **Supply schedule**
 - 1 Computer shelf
 - Mounting material
 - **How supplied**
 - Flat-packed kit



W	H	D	Model	Order-no.	UP
				04.208.078.x	1 unit

Knürr Elicon® PC Pedestal

- Bonded main unit
 - With passive ventilation from the rear at the top
 - Full glass door and lock at the front
 - Stationary with leveling feet
 - With cable routing set (80 mm diameter) at the rear top for cabling in the vertical cable duct
- Material / Finish**
 - Main unit: Three layer particle board, FP/Y E 1 version, directly coated, fire protection class B2
 - Front door: Full glass door, EMC, 6 mm, clear glass
 - Color combination**

Final digit of order number .1:

 - Main unit: Light gray
 - Door: Full glass door, EMC, 6 mm, clear glass

Final digit of order number .5:

 - Main unit: Dark gray
 - Door: Full glass door, EMC, 6 mm, clear glass
 - Supply schedule**
 - 1 PC pedestal
 - Mounting material
 - How supplied**
 - Preassembled

W	H	D	w	h	d	Model	Order-no.	UP
363	700	875	312	566	825	Lock (left)	00.320.520.x	1 unit
363	700	875	312	566	835	Lock (right)	00.320.521.x	1 unit



CON20090

Smaract 19" Pedestal for Knürr Elicon®

- 19" Pedestal, installation height, 12 HU
 - 19" T-slot extrusion for variable mounting of installation components
 - Shortened bottom on the rear metal door
 - Cover panel with cable port on the rear, top
 - For components in accordance with IEC 297-3
- Material**
 - Extruded aluminium
 - Corner connector, die-cast aluminium
 - Covers, powder-coated texture
 - Glass door: sheet steel with single safety glass panel
 - Metal door: sheet steel
 - Model**
 - IP 20
 - Space solution**
 - 82% of the basic surface can be used as space for installation and cable routing
 - Finish**
 - Basic frame: polished
 - Covers, front and rear doors, RAL 7035 light-grey
- Tests**
 - Safety in accordance with EN 50298 and EN 60950
 - Protective conductor/earth in accordance with DIN VDE 0701-1
 - IP test in accordance with DIN EN 60529
 - Supply schedule**
 - 1 Basic frame
 - 2 Closed side panels
 - 1 Shortened rear door
 - 1 Cover panel with cable routing
 - 2 19" Aluminium vertical extrusions, at the front, with T-slot
 - 1 Earthing set
 - 1 Assembly kit
 - 1 Mounting instructions
 - Note**
 - 1 Crosspiece is required for installing the Smaract 19" pedestal for depth 900 mm
 - How supplied**
 - Fully assembled



CON20051



CON20050



CON20051



CON20052

W	H	D	HU	h	Model	Order-no.	UP
600	598	600	12	536	Without door	04.252.600.1	1 unit
600	598	600	12	536	With glass door	04.252.602.1	1 unit
600	598	600	12	536	With metal door	04.252.603.1	1 unit

Dimensions in mm: W = Width
H = Height
D = Depth
h = Installation height
d = Useful depth
L = Length

HU = Standard height unit, 1 HU = 44,45 mm
19" = 482,6 mm,
(ideal for 19" components in acc. with DIN 41494)

UP = Unit of packaging
kg = Weight

Conversion: 1 inch = 25,4 mm
1 pound = 453,6 g

Replace 'x' with the number of your color choice

Crosspiece

Material / Finish

- Sheet steel, powder-coated texture, RAL 7035

Note

- 1 Crosspiece is required for installing the Smaract 19" pedestal in Elicon

W	Order-no.	UP
800	04.250.650.1	1 unit
1200	04.250.651.1	1 unit
1600	04.250.652.1	1 unit
1800	04.250.653.1	1 unit
2000	04.250.654.1	1 unit



CON20053

Knürr Elicon® 19" Container 19" Accessories for technical workstation

- With side cable entry
- Fully assembled
- Adjustable support feet (0-25 mm)
- Basic frame, polished

Dimensions

- Depth: 900 mm
- Chassis depth: 640 mm
- Accessories from Miracel 19" rack, d=640 mm

Colour combination

Final digit of order number .2:

- Sheet steel, powder-coated texture, RAL 7035 light-grey
- Design elements: RAL 5003 sapphire blue

Supply schedule

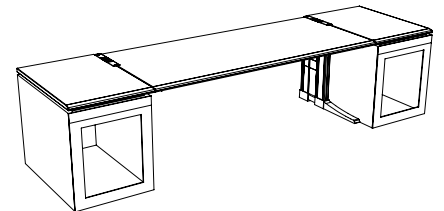
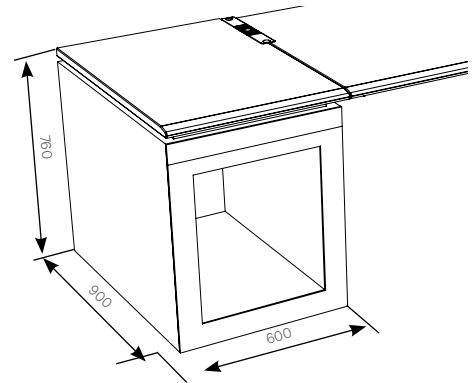
- 1 19" Container
- 4 19-inch profile, T-groove
- 1 decorative profile set, front (without front doors)
- 1 rear panel
- 2 side sections

How supplied

- Assembled

Note

- The 19" container cannot be supplied with standard mobile plinth



CON20134

Front Door, 12 HU For Elicon 19" container

Glass door

- Sheet steel, 1.0 mm
- Single safety glass panel, 4.0 mm, clear

Sheet steel door

- Sheet steel, 0.75 mm

Colour combination

Final digit of order number .2

- Sheet steel, powder-coated texture, RAL 7035 light-grey
- Design elements, RAL 5003 sapphire blue

Supply schedule

- 1 Glass or sheet steel door
- 1 Design trim
- Mounting material

W	H	HU	h	Model	Order-no.	UP
589		12	536	Glass door	01.130.661.x	1 unit
589		12	536	Steel door	01.130.559.x	1 unit



ELI00350



ELI00351

KNÜRR DACOBAS® DESK AND WORKBENCH SYSTEMS

87 to 106




Knürr Dacobas® -Desk and Workbench Systems Strong points

Office organisation and technical integration are enabled with a wide range of individual, configurable desk pedestals.

- 1 Desks are afforded a high load rating with a strong (50 mm) steel frame and a postformed desktop (70 mm).
- 2 The patented quick connect system guarantees simple and strong link-up of desk, cabinet and corner elements.
- 3 An easily assembled cable duct provides covered vertical routing of data and power supply cables.
- 4 Tapped thread in the top end of the extrusion allows adapters to be mounted for practical accessories.
- 5 Additional work and storage surfaces are created with desktop superstructures. A simple plug/screw connection enables vertical link-up for workstation superstructures, e.g. a second working level or lighting fixtures.
- 6 Cable Routing Set (CRS)
Quick and easy cabling with the cable routing set in the vertical cable duct under the worktop.

All workstations are also available in ESD version as required.



1

DAC00251



2

DAC00262



3

DAC00266



4

DAC00259



5

DAC00387



5

DAC20184

Dimensions in mm: W = Width
H = Height
D = Depth
h = Installation height
d = Useful depth
L = Length

HU = Standard height unit, 1 HU = 44.45 mm
19" = 482.6 mm.
(ideal for 19" components in acc. with DIN 41494)
UP = Unit of packaging

Conversion: 1 inch = 25.4 mm
Replace „x“ with the number of your color choice

Knürr Dacobas® Desk Systems

Technical data

Material / Finish

- Desk frame, sheet steel, zinc passivated
- Three layer particle board, FP/Y E1 version, fire protection class B 2
- Worktop covered with high pressure plastic laminate
- Desk legs, extruded aluminium, powder-coated texture
- Cover panels, three layer particle board, FP/Y E1 version, directly coated, fire protection class B2
- Drawer trims and drawer handles, plastic (PS)

Standards

- DIN 68761 for worktops
- EN 438 HGS class for high pressure plastic laminate

Note

- Please order socket strip separately

How supplied

- Knürr Dacobas® desks and combi desks are fully assembled
- Knürr Dacobas® add-on desks are supplied separately in modules

Color

Final digit of order number .1:

- Worktop: light-grey (similar RAL 7035)
- Legs: RAL 5008, grey blue
- Cover panels, drawer trims and drawer handles: light-grey

Load rating

- Tested static surface load, 1500 N



DAC20186

INFO

Please Note:

Further surface/color combination on request.

E.g.: Profiles RAL 7021 (dark grey) combined with maple or beech worktops.

Please ask for details!

SPACE MANAGEMENT MADE EASY!

Four basic modules enable room layouts for the most diverse applications:

A Knürr Dacobas® Combi Desk 19" Pedestal

B Knürr Dacobas® Trapezoid Corner

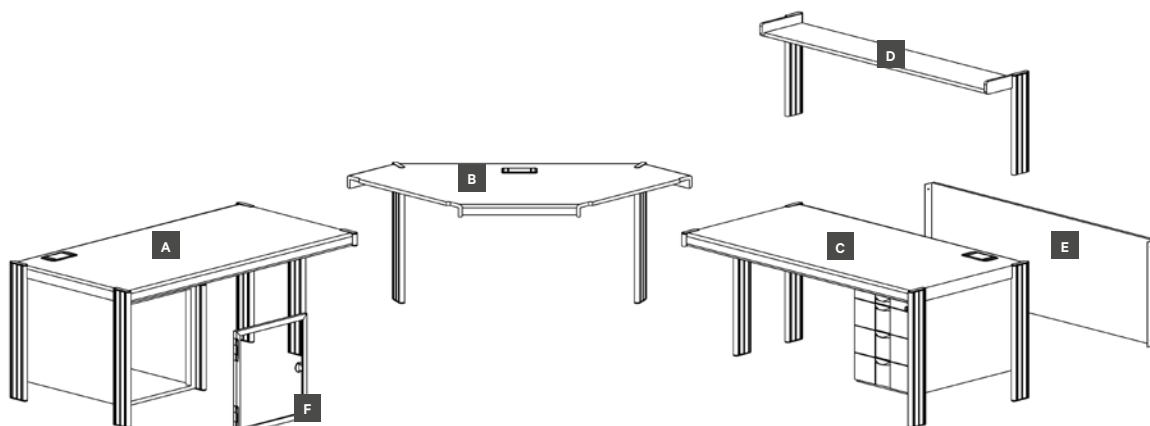
C Knürr Dacobas® Trapezoid Corner

C Knürr Dacobas® Combi Desk with Office Pedestal

D Knürr Dacobas® Superstructure

E Knürr Dacobas® Rear Panel

F Knürr Dacobas® Plexiglas Doors

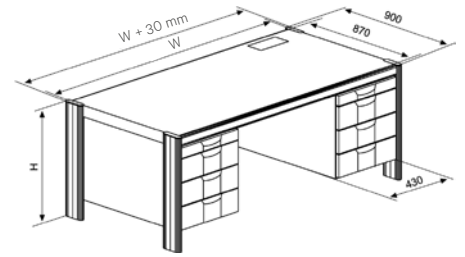


• Basic desk

- Basic desk with 4 legs

• Model

- Without pedestal
- With lockable office pedestal, left or right
- Drawer height, 3 x 150 mm or 1 x 150 mm, 1 x 300 mm with suspension frame
- With 1 utility extension

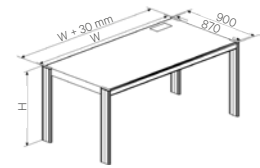


DAC00307

Knürr Dacobas® Desk

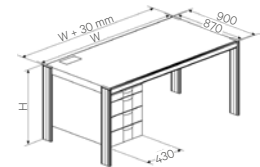
With / without office pedestal, depth 870 mm

W	H	D	CRS	ESD	Pedestal	Order no.	UP
1140	720	870	•		Without	01.300.100.1	1 unit
1710	720	870	•		Without	01.300.101.1	1 unit
570	750	870	•		Without	01.300.105.1	1 unit
1140	750	870	•		Without	01.300.102.1	1 unit
1710	750	870	•		Without	01.300.103.1	1 unit
570	720	870			Without	01.300.004.1	1 unit



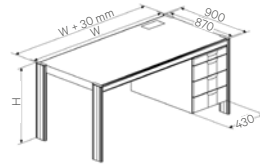
DAC20007

W	H	D	CRS	ESD	Pedestal	Order no.	UP
1140	720	870	•		3 x 150 mm, left	01.317.083.1	1 unit
1710	720	870	•		3 x 150 mm, left	01.317.055.1	1 unit
1140	750	870	•		3 x 150 mm, left	01.317.583.1	1 unit
1710	750	870	•		3 x 150 mm, left	01.317.555.1	1 unit
1140	750	870			3 x 150 mm, left	01.317.533.1	1 unit
1710	750	870			3 x 150 mm, left	01.317.505.1	1 unit
1140	750	870		•	3 x 150 mm, left	01.363.533.1	1 unit
1710	750	870		•	3 x 150 mm, left	01.363.505.1	1 unit



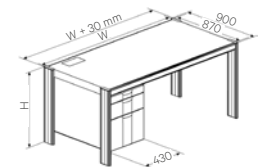
DAC20008

W	H	D	CRS	ESD	Pedestal	Order no.	UP
1140	720	870	•		3 x 150 mm, right	01.317.082.1	1 unit
1710	720	870	•		3 x 150 mm, right	01.317.056.1	1 unit
1140	750	870	•		3 x 150 mm, right	01.317.582.1	1 unit
1710	750	870	•		3 x 150 mm, right	01.317.556.1	1 unit
1140	750	870			3 x 150 mm, right	01.317.532.1	1 unit
1710	750	870			3 x 150 mm, right	01.317.506.1	1 unit
1140	750	870		•	3 x 150 mm, right	01.363.532.1	1 unit
1710	750	870		•	3 x 150 mm, right	01.363.506.1	1 unit



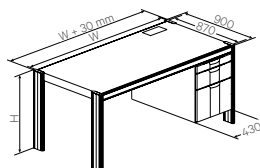
DAC20009

W	H	D	CRS	ESD	Pedestal	Order no.	UP
1140	720	870	•		150 + 300 mm, left	01.317.081.1	1 unit
1710	720	870	•		150 + 300 mm, left	01.317.058.1	1 unit
1140	750	870	•		150 + 300 mm, left	01.317.581.1	1 unit
1710	750	870	•		150 + 300 mm, left	01.317.558.1	1 unit
1140	750	870			150 + 300 mm, left	01.317.531.1	1 unit
1710	750	870			150 + 300 mm, left	01.317.508.1	1 unit
1140	750	870		•	150 + 300 mm, left	01.363.531.1	1 unit
1710	750	870		•	150 + 300 mm, left	01.363.508.1	1 unit



DAC20010

W	H	D	CRS	ESD	Pedestal	Order no.	UP
1140	720	870	•		150 + 300 mm, right	01.317.080.1	1 unit
1710	720	870	•		150 + 300 mm, right	01.317.059.1	1 unit
1140	750	870	•		150 + 300 mm, right	01.317.580.1	1 unit
1710	750	870	•		150 + 300 mm, right	01.317.559.1	1 unit
1140	750	870			150 + 300 mm, right	01.317.530.1	1 unit
1710	750	870			150 + 300 mm, right	01.317.509.1	1 unit
1140	750	870		•	150 + 300 mm, right	01.363.530.1	1 unit
1710	750	870		•	150 + 300 mm, right	01.363.509.1	1 unit



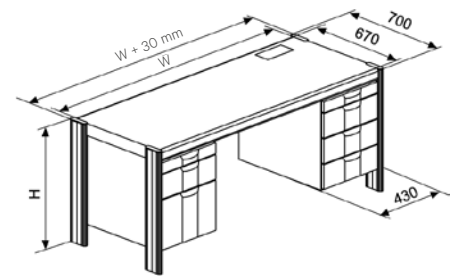
DAC20011

• **Basic desk**

- Basic desk with 4 legs

• **Model**

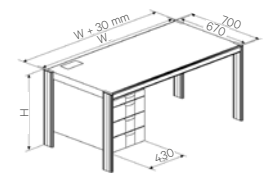
- With lockable office pedestal, left or right
- Drawer height, 3 x 150 mm or 1 x 150 mm, 1 x 300 mm with suspension frame
- With 1 utility extension



DAC00365

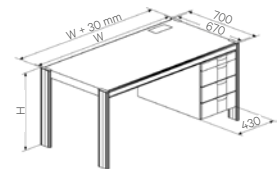
Knürr Dacobas® Desk
With office pedestal, depth 670 mm

W	H	D	CRS	ESD	Pedestal	Order no.	UP
1140	720	670	•		3 x 150 mm, left	01.317.087.1	1 unit



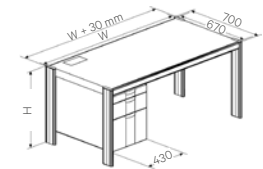
DAC20042

W	H	D	CRS	ESD	Pedestal	Order no.	UP
1140	720	670	•		3 x 150 mm, right	01.317.086.1	1 unit



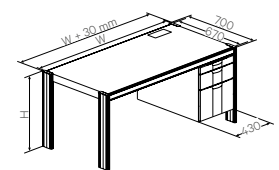
DAC20044

W	H	D	CRS	ESD	Pedestal	Order no.	UP
1140	720	670	•		150 + 300 mm, left	01.317.085.1	1 unit



DAC20046

W	H	D	CRS	ESD	Pedestal	Order no.	UP
1140	720	670	•		150 + 300 mm, right	01.317.084.1	1 unit



DAC20048

Dimensions in mm: W = Width
H = Height
D = Depth
h = Installation height
d = Useful depth
L = Length

HU = Standard height unit, 1 HU = 44,45 mm
19" = 482,6 mm, (ideal for 19" components in acc. with DIN 41494)
UP = Unit of packaging

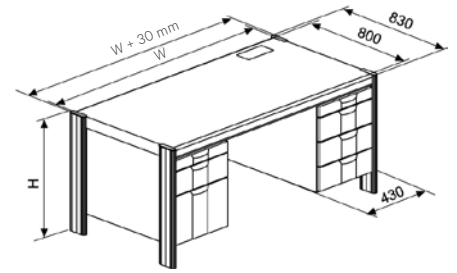
Conversion: 1 inch = 25,4 mm
Replace „x“ with the number of your color choice

- **Basic desk**

- Basic desk with 4 legs

- **Model**

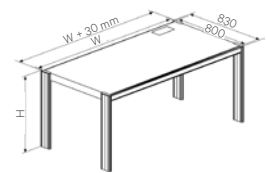
- Without pedestal
- With lockable office pedestal, left or right
- Drawer height, 3 x 150 mm or 1 x 150 mm, 1 x 300 mm with suspension frame
- With 1 utility extension



DAC00364

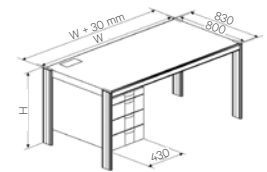
Knürr Dacobas® Desk With / without office pedestal, depth 800 mm

W	H	D	CRS	Pedestal	Order no.	UP
1600	720	800		Without	01.311.081.1	1 unit



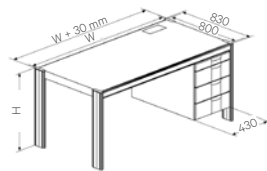
DAC20031

W	H	D	CRS	Pedestal	Order no.	UP
1200	720	800	•	3 x 150 mm, left	01.319.130.1	1 unit
1600	720	800	•	3 x 150 mm, left	01.319.115.1	1 unit



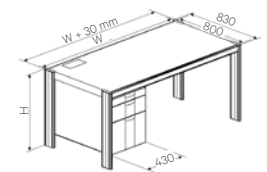
DAC20043

W	H	D	CRS	Pedestal	Order no.	UP
1200	720	800	•	3 x 150 mm, right	01.319.131.1	1 unit
1600	720	800	•	3 x 150 mm, right	01.319.116.1	1 unit



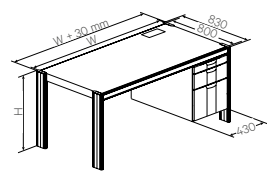
DAC20045

W	H	D	CRS	Pedestal	Order no.	UP
1200	720	800	•	150 + 300 mm, left	01.319.132.1	1 unit
1600	720	800	•	150 + 300 mm, left	01.319.117.1	1 unit



DAC20047

W	H	D	CRS	Pedestal	Order no.	UP
1200	720	800	•	150 + 300 mm, right	01.319.133.1	1 unit
1600	720	800	•	150 + 300 mm, right	01.319.118.1	1 unit



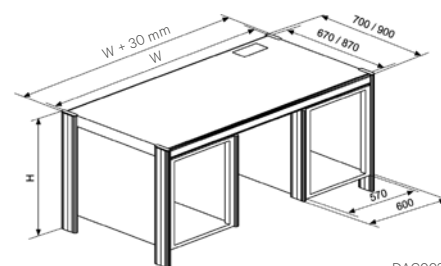
DAC20049

Dimensions in mm: W = Width
 H = Height
 D = Depth
 h = installation height
 d = Useful depth
 L = Length
 HU = Standard height unit, 1 HU = 44,45 mm
 19" = 482,6 mm, (ideal for 19" components in acc. with DIN 41494)
 UP = Unit of packaging

Conversion: 1 inch = 25,4 mm
 Replace „x“ with the number of your color choice

• **Basic desk**

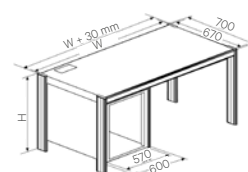
- Basic desk with 4 legs
- 19" Pedestal, 536,6 mm in accordance with ICE 297
- Side panels removable
- Rear panel removable, with vent slots



DAC00316

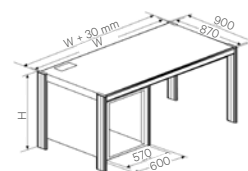
Knürr Dacobas® Desk
With 19" office pedestal, depth 670 / 870 mm

W	H	D	CRS	Pedestal	Order no.	UP
570	750	670	•	Centre	01.304.108.1	1 unit
1140	750	670	•	Left	01.304.106.1	1 unit
1710	750	670	•	Left	01.304.110.1	1 unit



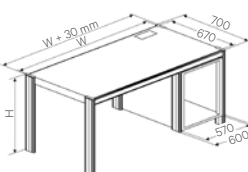
DAC20012

W	H	D	CRS	Pedestal	Order no.	UP
570	750	870	•	Centre	01.304.105.1	1 unit
1140	750	870	•	Left	01.304.103.1	1 unit
1710	750	870	•	Left	01.304.101.1	1 unit



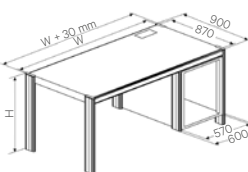
DAC20033

W	H	D	CRS	Pedestal	Order no.	UP
1140	750	670	•	Right	01.304.107.1	1 unit
1710	750	670	•	Right	01.304.111.1	1 unit



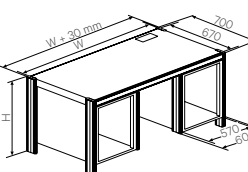
DAC20034

W	H	D	CRS	Pedestal	Order no.	UP
1140	750	870	•	Right	01.304.104.1	1 unit
1710	750	870	•	Right	01.304.102.1	1 unit



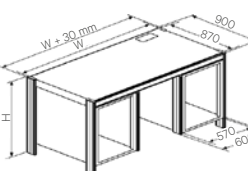
DAC20013

W	H	D	CRS	Pedestal	Order no.	UP
1710	750	670	•	Left + right	01.304.109.1	1 unit



DAC20014

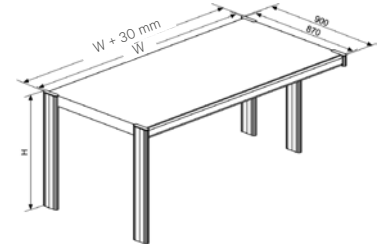
W	H	D	CRS	Pedestal	Order no.	UP
1710	750	870	•	Left + right	01.304.100.1	1 unit



DAC20066

• Combi desk

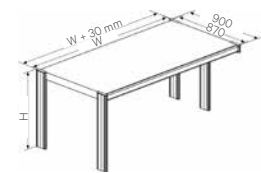
- Combi desk with 4 legs and link-up extrusion
- Offset leg to ensure unobstructed leg space



DAC20015

Knürr Dacobas® Combi Desk* Without office pedestal, depth 870 mm

W	H	D	CRS	ESD	Pedestal/Link-up	Order no.	UP
570	750	870	•		Without, left	01.300.343.1	1 unit
1140	750	870	•		Without, left	01.300.345.1	1 unit
1710	750	870	•		Without, left	01.300.347.1	1 unit



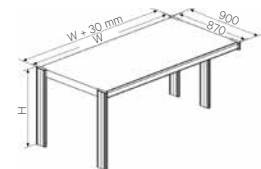
DAC20015

W	H	D	CRS	ESD	Pedestal/Link-up	Order no.	UP
570	750	870	•		Without, right	01.300.344.1	1 unit
1140	750	870	•		Without, right	01.300.346.1	1 unit
1710	750	870	•		Without, right	01.300.348.1	1 unit



DAC20148

W	H	D	CRS	ESD	Pedestal/Link-up	Order no.	UP
570	750	870			Without, left	01.300.331.1	1 unit
1140	750	870			Without, left	01.300.333.1	1 unit
1710	750	870			Without, left	01.300.335.1	1 unit
570	750	870	•		Without, left	01.360.331.1	1 unit
1140	750	870	•		Without, left	01.360.333.1	1 unit
1710	750	870	•		Without, left	01.360.335.1	1 unit



DAC20015

W	H	D	CRS	ESD	Pedestal/Link-up	Order no.	UP
570	750	870			Without, right	01.300.332.1	1 unit
1140	750	870			Without, right	01.300.334.1	1 unit
1710	750	870			Without, right	01.300.336.1	1 unit
570	750	870	•		Without, right	01.360.332.1	1 unit
1140	750	870	•		Without, right	01.360.334.1	1 unit
1710	750	870	•		Without, right	01.360.336.1	1 unit



DAC20148

* Combi desk:
with offset extrusion in the combi range

Dimensions in mm: W = Width
H = Height
D = Depth
h = Installation height
d = Useful depth
L = Length
HU = Standard height unit, 1 HU = 44.45 mm
19" = 482.6 mm.
(Ideal for 19" components in acc. with DIN 41494)
UP = Unit of packaging

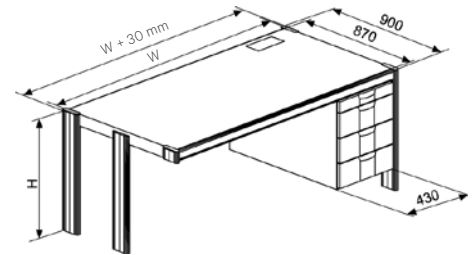
Conversion: 1 inch = 25.4 mm
Replace „x“ with the number of your color choice

• **Combi desk**

- Combi desk with 4 legs and link-up extrusion
- Offset leg to ensure unobstructed leg space
- With lockable office pedestal

• **Model**

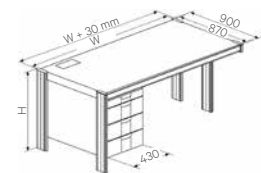
- With office pedestal
- Drawer height, 3 x 150 mm or 1 x 150 mm, 1 x 300 mm with suspension frame
- With 1 utility extension



DAC00320

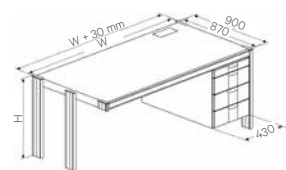
Knürr Dacobas® Combi Desk*
With office pedestal, depth 870 mm

W	H	D	CRS	ESD	Pedestal/Link-up	Order no.	UP
1140	720	870	•		3 x 150 mm, left	01.317.341.1	1 unit
1710	720	870	•		3 x 150 mm, left	01.317.345.1	1 unit
1140	750	870	•		3 x 150 mm, left	01.317.841.1	1 unit
1710	750	870	•		3 x 150 mm, left	01.317.845.1	1 unit
1140	750	870			3 x 150 mm, left	01.317.825.1	1 unit
1710	750	870			3 x 150 mm, left	01.317.829.1	1 unit
1140	750	870		•	3 x 150 mm, left	01.363.825.1	1 unit
1710	750	870		•	3 x 150 mm, left	01.363.829.1	1 unit



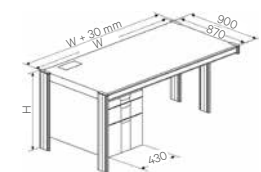
DAC20051

W	H	D	CRS	ESD	Pedestal/Link-up	Order no.	UP
1140	720	870	•		3 x 150 mm, right	01.317.340.1	1 unit
1710	720	870	•		3 x 150 mm, right	01.317.344.1	1 unit
1140	750	870	•		3 x 150 mm, right	01.317.840.1	1 unit
1710	750	870	•		3 x 150 mm, right	01.317.844.1	1 unit
1140	750	870			3 x 150 mm, right	01.317.824.1	1 unit
1710	750	870			3 x 150 mm, right	01.317.828.1	1 unit
1140	750	870		•	3 x 150 mm, right	01.363.824.1	1 unit
1710	750	870		•	3 x 150 mm, right	01.363.828.1	1 unit



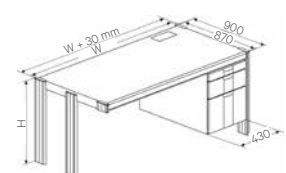
DAC20053

W	H	D	CRS	ESD	Pedestal/Link-up	Order no.	UP
1140	720	870	•		150 + 300 mm, left	01.317.343.1	1 unit
1710	720	870	•		150 + 300 mm, left	01.317.347.1	1 unit
1140	750	870	•		150 + 300 mm, left	01.317.843.1	1 unit
1710	750	870	•		150 + 300 mm, left	01.317.847.1	1 unit
1140	750	870			150 + 300 mm, left	01.317.827.1	1 unit
1710	750	870			150 + 300 mm, left	01.317.831.1	1 unit
1140	750	870		•	150 + 300 mm, left	01.363.827.1	1 unit
1710	750	870		•	150 + 300 mm, left	01.363.831.1	1 unit



DAC20055

W	H	D	CRS	ESD	Pedestal/Link-up	Order no.	UP
1140	720	870	•		150 + 300 mm, right	01.317.342.1	1 unit
1710	720	870	•		150 + 300 mm, right	01.317.346.1	1 unit
1140	750	870	•		150 + 300 mm, right	01.317.842.1	1 unit
1710	750	870	•		150 + 300 mm, right	01.317.846.1	1 unit
1140	750	870			150 + 300 mm, right	01.317.826.1	1 unit
1710	750	870			150 + 300 mm, right	01.317.830.1	1 unit
1140	750	870		•	150 + 300 mm, right	01.363.826.1	1 unit
1710	750	870		•	150 + 300 mm, right	01.363.830.1	1 unit



DAC20057

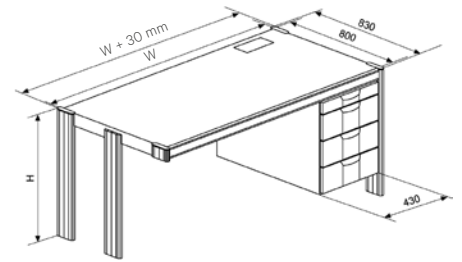
* Combi desk:
with offset extrusion in the combi range

• **Combi desk**

- Combi desk with 4 legs and link-up extrusion
- Offset leg to ensure unobstructed leg space
- With or without lockable office pedestal

• **Model**

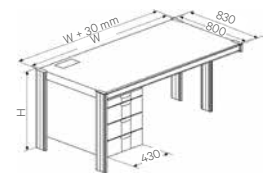
- With office pedestal
- Drawer height, 3 x 150 mm or 1 x 150 mm, 1 x 300 mm with suspension frame
- With 1 utility extension



DAC00328

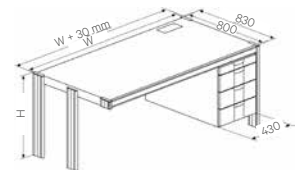
Knürr Dacobas® Combi Desk*
With office pedestal, depth 800 mm

W	H	D	CRS	Pedestal / For linking	Order no.	UP
1200	720	800	•	3 x 150 mm, left	01.319.150.1	1 unit
1600	720	800	•	3 x 150 mm, left	01.319.145.1	1 unit



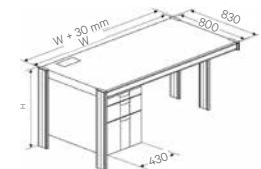
DAC20017

W	H	D	CRS	Pedestal / For linking	Order no.	UP
1200	720	800	•	3 x 150 mm, right	01.319.151.1	1 unit
1600	720	800	•	3 x 150 mm, right	01.319.146.1	1 unit



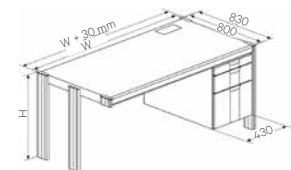
DAC20018

W	H	D	CRS	Pedestal / For linking	Order no.	UP
1200	720	800	•	150 + 300 mm, left	01.319.152.1	1 unit
1600	720	800	•	150 + 300 mm, left	01.319.147.1	1 unit



DAC20019

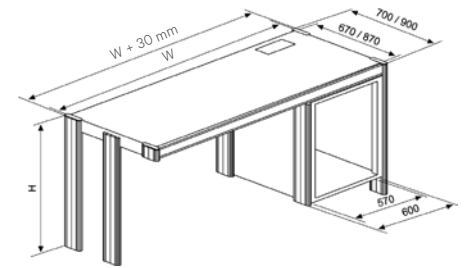
W	H	D	CRS	Pedestal / For linking	Order no.	UP
1200	720	800	•	150 + 300 mm, right	01.319.153.1	1 unit
1600	720	800	•	150 + 300 mm, right	01.319.148.1	1 unit



DAC20020

• **Combi desk**

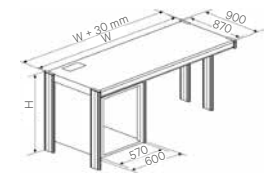
- Combi desk with 4 legs and link-up extrusion
- Offset leg to ensure unobstructed leg space
- With 19" pedestal, 536,6 mm in accordance with ICE 297
- Side panels removable
- Rear panel removable, with vent slots
- 1 HU = 44.45 mm



DAC00330

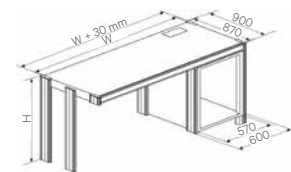
Knürr Dacobas® Combi Desk*
With 19" office pedestal, depth 870 mm

W	H	D	CRS	Pedestal / For linking	Order no.	UP
1140	750	870	•	Left	01.304.315.1	1 unit
1710	750	870	•	Left	01.304.317.1	1 unit



DAC20021

W	H	D	CRS	Pedestal / For linking	Order no.	UP
1140	750	870	•	Right	01.304.314.1	1 unit
1710	750	870	•	Right	01.304.316.1	1 unit



DAC20140

* Combi desk:
with offset extrusion in the combi range

Dimensions in mm: W = Width
H = Height
D = Depth
h = Installation height
d = Useful depth
L = Length

HU = Standard height unit, 1 HU = 44.45 mm
19" = 482.6 mm.
(ideal for 19" components in acc. with DIN 41494)
UP = Unit of packaging

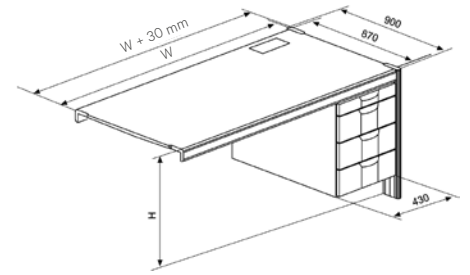
Conversion: 1 inch = 25,4 mm
Replace „x“ with the number of your color choice

• Add-on desk

- Add-on desk with 2 legs
- With or without lockable office pedestal

• Model

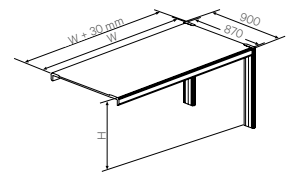
- Without office pedestal
- With office pedestal
- Drawer height, 3 x 150 mm or 1 x 150 mm, 1 x 300 mm with suspension frame
- With 1 utility extension



DAC00333

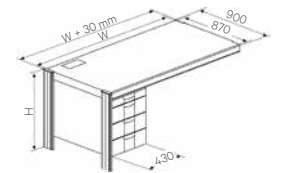
Knürr Dacobas® Add-On Desk* With / without office pedestal, depth 870 mm

W	H	D	CRS	ESD	Pedestal / For add-on	Order no.	UP
570	750	870			Without, left or right	01.300.359.1	1 unit
1140	750	870			Without, left or right	01.300.360.1	1 unit
1710	750	870			Without, left or right	01.300.361.1	1 unit
570	750	870		•	Without, left or right	01.360.359.1	1 unit
1140	750	870		•	Without, left or right	01.360.360.1	1 unit
1710	750	870		•	Without, left or right	01.360.361.1	1 unit



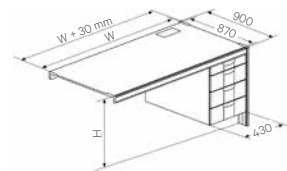
DAC20141

W	H	D	CRS	ESD	Pedestal / For add-on	Order no.	UP
1140	720	870	•		3 x 150 mm, left	01.317.375.1	1 unit
1710	720	870	•		3 x 150 mm, left	01.317.379.1	1 unit
1140	750	870	•		3 x 150 mm, left	01.317.875.1	1 unit
1710	750	870	•		3 x 150 mm, left	01.317.879.1	1 unit
1140	750	870			3 x 150 mm, left	01.317.859.1	1 unit
1710	750	870			3 x 150 mm, left	01.317.863.1	1 unit



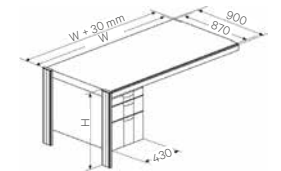
DAC20142

W	H	D	CRS	ESD	Pedestal / For add-on	Order no.	UP
1140	720	870	•		3 x 150 mm, right	01.317.374.1	1 unit
1710	720	870	•		3 x 150 mm, right	01.317.378.1	1 unit
1140	750	870	•		3 x 150 mm, right	01.317.874.1	1 unit
1710	750	870	•		3 x 150 mm, right	01.317.878.1	1 unit
1140	750	870			3 x 150 mm, right	01.317.858.1	1 unit
1710	750	870			3 x 150 mm, right	01.317.862.1	1 unit



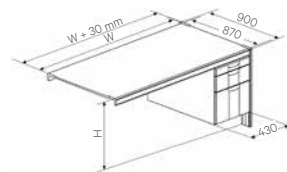
DAC20143

W	H	D	CRS	ESD	Pedestal / For add-on	Order no.	UP
1140	720	870	•		150 + 300 mm, left	01.317.377.1	1 unit
1710	720	870	•		150 + 300 mm, left	01.317.381.1	1 unit
1140	750	870	•		150 + 300 mm, left	01.317.877.1	1 unit
1710	750	870	•		150 + 300 mm, left	01.317.881.1	1 unit
1140	750	870			150 + 300 mm, left	01.317.861.1	1 unit
1710	750	870			150 + 300 mm, left	01.317.865.1	1 unit



DAC20144

W	H	D	CRS	ESD	Pedestal / For add-on	Order no.	UP
1140	720	870	•		150 + 300 mm, right	01.317.376.1	1 unit
1710	720	870	•		150 + 300 mm, right	01.317.380.1	1 unit
1140	750	870	•		150 + 300 mm, right	01.317.876.1	1 unit
1710	750	870	•		150 + 300 mm, right	01.317.880.1	1 unit
1140	750	870			150 + 300 mm, right	01.317.860.1	1 unit
1710	750	870			150 + 300 mm, right	01.317.864.1	1 unit
1710	750	870		•	150 + 300 mm, right	01.363.864.1	1 unit



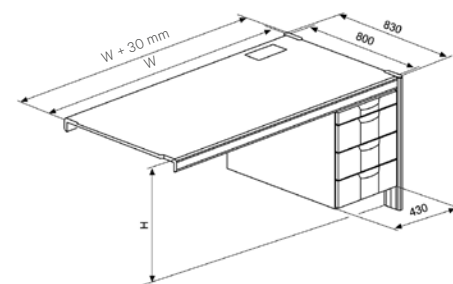
DAC20145

• **Add-on desk**

- Add-on desk, with 2 legs
- With or without lockable office pedestal

• **Model**

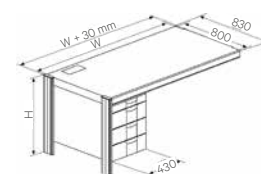
- With office pedestal
- Drawer height, 3 x 150 mm or 1 x 150 mm, 1 x 300 mm with suspension frame
- With 1 utility extension



DAC00361

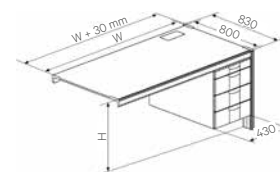
Knürr Dacobas® Add-On Desk*
With office pedestal, depth 800 mm

W	H	D	CRS	Pedestal / For add-on	Order no.	UP
1200	720	800	•	3 x 150 mm, left	01.319.175.1	1 unit
1600	720	800	•	3 x 150 mm, left	01.319.170.1	1 unit



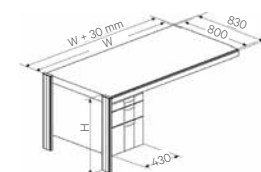
DAC20059

W	H	D	CRS	Pedestal / For add-on	Order no.	UP
1200	720	800	•	3 x 150 mm, right	01.319.176.1	1 unit
1600	720	800	•	3 x 150 mm, right	01.319.171.1	1 unit



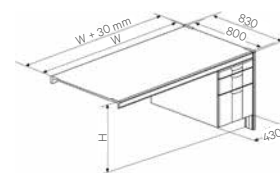
DAC20061

W	H	D	CRS	Pedestal / For add-on	Order no.	UP
1200	720	800	•	150 + 300 mm, left	01.319.177.1	1 unit
1600	720	800	•	150 + 300 mm, left	01.319.172.1	1 unit



DAC20063

W	H	D	CRS	Pedestal / For add-on	Order no.	UP
1200	720	800	•	150 + 300 mm, right	01.319.178.1	1 unit
1600	720	800	•	150 + 300 mm, right	01.319.173.1	1 unit



DAC20065

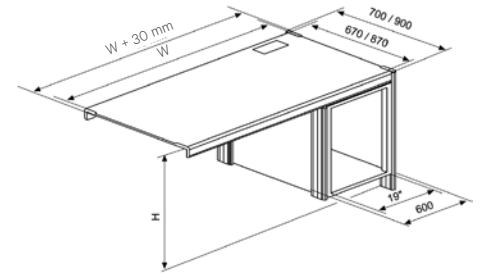
* Add-on desk
Without extrusions in the link-up range

Dimensions in mm: W = Width
H = Height
D = Depth
h = Installation height
d = Useful depth
L = Length
HU = Standard height unit, 1 HU = 44,45 mm
19" = 482,6 mm, (ideal for 19" components in acc. with DIN 41494)
UP = Unit of packaging

Conversion: 1 inch = 25,4 mm
Replace „x“ with the number of your color choice

• Add-on desk

- Add-on desk with 2 legs
- With or without 19" pedestal, 536,6 mm in accordance with ICE 297
- Side panels removable
- Rear panel removable, with vent slots



DAC00366

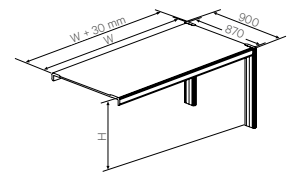
Knürr Dacobas® Add-On Desk*

With / without 19" office pedestal, depth 670 / 870 mm

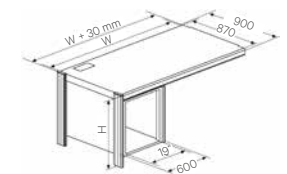
W	H	D	CRS	Pedestal / For add-on	Order no.	UP
570	750	870	•	Without, left or right	01.300.377.1	1 unit
1140	750	870	•	Without, left or right	01.300.378.1	1 unit
1710	750	870	•	Without, left or right	01.300.380.1	1 unit

W	H	D	CRS	Pedestal / For add-on	Order no.	UP
1140	750	870	•	Left	01.304.335.1	1 unit
1710	750	870	•	Left	01.304.337.1	1 unit

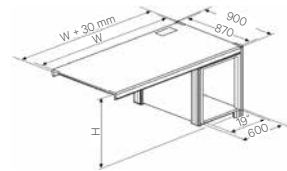
W	H	D	CRS	Pedestal / For add-on	Order no.	UP
1140	750	870	•	Right	01.304.334.1	1 unit
1710	750	870	•	Right	01.304.336.1	1 unit



DAC20141



DAC20146



DAC20147

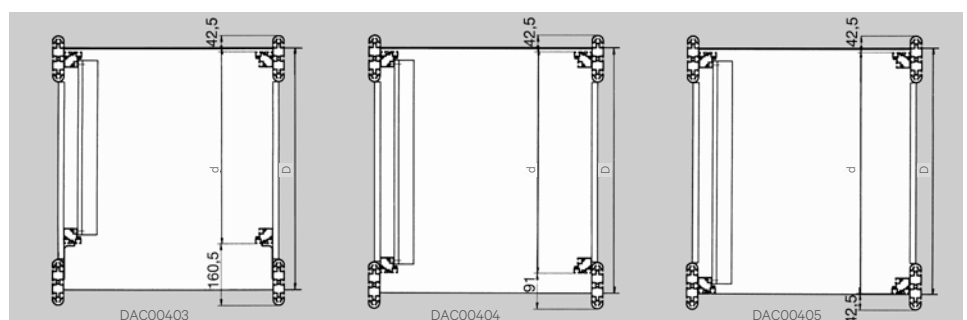
INFO

Recommended Accessoires:

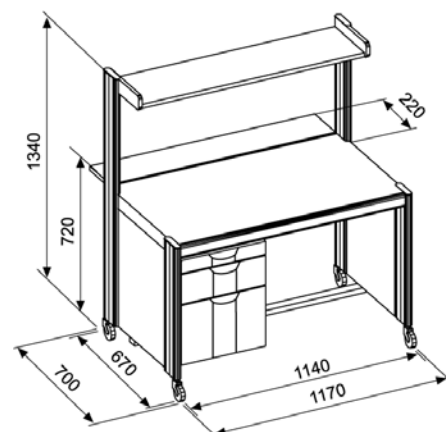
- Corner Pieces p.102
- Rear Panels p.104

19" Desk Pedestal

	Variant I	Variant II	Variant III
Rack depth / enclosure depth D (mm)	670 / 870	670 / 870	670 / 870
Chassis depth d (mm)	497 / 697	566,5 / 766,5	615 / 815
Chassis depth for 2nd mounting level (mm)	216,5 / 416,5	286,5 / 486,5	334,5 / 534,5



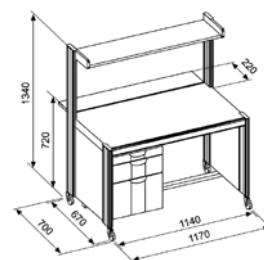
- **Mobile PC workstation with 4 legs**
- **Model**
 - With lockable office pedestal, left or right
 - Drawer height 1 x 150 mm, 1 x 300 mm with suspension frame
 - With utility extension
 - Removable desk extension, 200 mm
 - Second working level, load rating 300 N, static surface load
 - With foot frame
 - With 2x fixed and 2x swivel castors



DAC00342

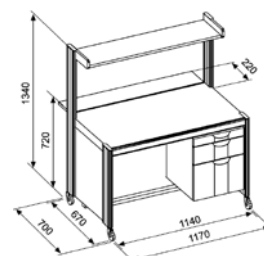
Knürr Dacobas® Mobile PC Workstation

W	H	D	CRS	EDS	Pedestal	Order no.	UP
1140	720 / 1340	670			Left	01.317.040.1	1 unit



DAC00342

W	H	D	CRS	EDS	Pedestal	Order no.	UP
1140	720 / 1340	670			Right	01.317.041.1	1 unit



DAC20078

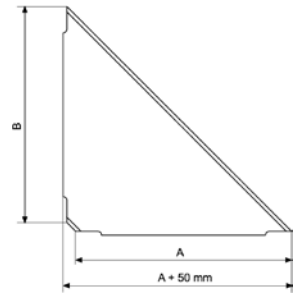
Dimensions in mm: W = Width
 H = Height
 D = Depth
 h = Installation height
 d = Useful depth
 L = Length
 HU = Standard height unit, 1 HU = 44.45 mm
 19" = 482.6 mm, (ideal for 19" components in acc. with DIN 41494)
 UP = Unit of packaging

Conversion: 1 inch = 25.4 mm
 Replace „x“ with the number of your color choice

Knürr Dacobas® Triangle Corner, 90° With corner frame and mounting material

- 90° Triangle corner with corner frame and mounting material

A	B	Order no.	UP
870	870	01.300.050.1	1 unit

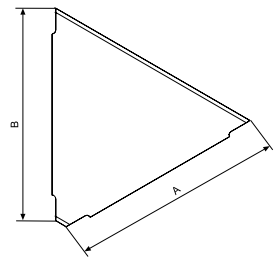


DAC00499

Knürr Dacobas® Triangle Corner, 60° With corner frame and mounting material

- 60° Triangle corner with corner frame and mounting material

A	B	Order no.	UP
870	870	01.300.059.1	1 unit

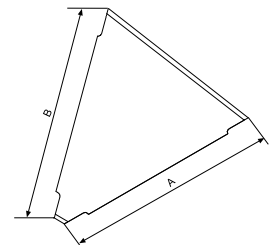


DAC00372

Knürr Dacobas® Triangle Corner, 45° With corner frame and mounting material

- 45° Triangle corner with corner frame and mounting material

A	B	ESD	Order no.	UP
870	870		01.300.045.1	1 unit
870	870	•	01.360.045.1	1 unit



DAC20117

Dimensions in mm: W = Width
H = Height
D = Depth
h = Installation height
d = Useful depth
L = Length

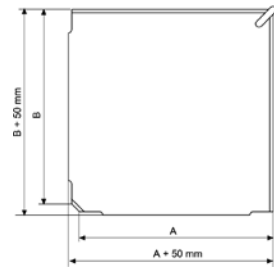
HU = Standard height unit, 1 HU = 44,45 mm
19" = 482,6 mm,
(ideal for 19" components in acc. with DIN 41494)
UP = Unit of packaging

Conversion: 1 inch = 25,4 mm
Replace „x“ with the number of your color choice

Knürr Dacobas® Wall Corner With corner frame, desk leg and mounting material

- Wall corner with corner frame, desk leg and mounting material

H	A	B	ESD	Order no.	UP
720	870	870		01.300.031.1	1 unit
720	670	870		01.300.033.1	1 unit
720	870	670		01.300.032.1	1 unit
720	670	670		01.300.030.1	1 unit
750	870	870	•	01.360.035.1	1 unit

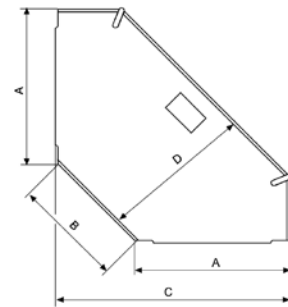


DAC00374

Knürr Dacobas® Trapezoid Corner With corner frame, desk leg and mounting material

- Trapezoid corner with corner frame, 2 desk legs and mounting material

H	A	B	C	D	CRS	ESD	Order no.	UP
720	870	610	1317	870	•		01.300.137.1	1 unit
750	870	610	1317	870	•		01.300.141.1	1 unit
750	670	610	1117	729	•		01.300.143.1	1 unit
750	870	610	1317	870		•	01.360.140.1	1 unit

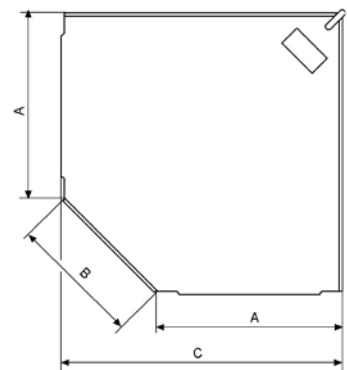


DAC00496

Knürr Dacobas® Trapezoid Wall Corner With corner frame, desk leg and mounting material

- Trapezoid wall corner with corner frame, 1 desk leg and mounting material

H	A	B	C	CRS	Order no.	UP
720	870	610	1317	•	01.300.123.1	1 unit
750	870	610	1317	•	01.300.127.1	1 unit



DAC00495

Knürr Dacobas® Desk Rear Panel

- Modesty panel
- For Knürr Dacobas® desks with and without 19" pedestals or with and without office pedestals
- **Standards**
 - DIN 68761 for cover
- **Material / Finish**
 - Mounting bracket, sheet steel, powder-coated texture
 - Cover: three layer particle board, FP / Y E1 version, fire protection class B2

- **Color**
 - **Retaining extrusions:**
 - RAL 9011 graphite black
 - Wooden parts: light-grey
- **Supply schedule**
 - 2 Mounting brackets
 - 1 Rear panel
 - Mounting material
- **How supplied**
 - Flat packed in modules



EAP20020

W	H	D	Order no.	UP
540	580	570	01.301.555.1	1 unit
1110	580	1140	01.301.556.1	1 unit
1680	580	1710	01.301.557.1	1 unit

Knürr Dacobas® Desk Side Panels with Retaining Extrusions For desk height, 750 mm

W	H	D	Order no.	UP
	580	670	01.302.419.1	1 unit
	580	870	01.302.417.1	1 unit

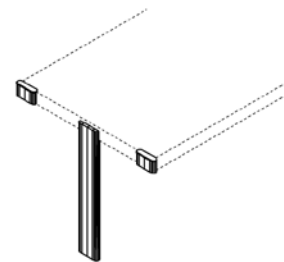


EAP20019

Knürr Dacobas® Leg Set for Add-on Desks For connecting 3-way desk combinations

- **Material / Finish**
 - Desk leg, extruded aluminium, powder-coated texture
- **Color**
 - RAL 5008, grey blue
- **Supply schedule**
 - 1 Desk leg, L 695 mm with levelling screw and caps
 - 1 Link-up extrusion, L 67 mm with caps
- **How supplied**
 - Flat-packed kit

W	H	D	Order no.	UP
	720		01.300.078.1	1 unit
	750		01.300.079.1	1 unit



DAC00356

Dimensions in mm: W = Width
H = Height
D = Depth
h = Installation height
d = Useful depth
L = Length

OU = Office unit (50 mm)
HU = Standard height unit, 1 HU = 44.45 mm
19" = 482.6 mm.
(ideal for 19" components in acc. with DIN 41494)
UP = Unit of packaging

Conversion: 1 inch = 25.4 mm
Replace „x“ with the number of your color choice

Knürr Dacobas® Computer Mounting Bracket

- Can be mounted left, right or both sides on the vertical extrusion at any height
- Width adjustable from 165 mm to 265 mm
- **Material / Finish**
 - Sheet steel, conductive powder-coated texture, RAL 7035 light-grey
- **Load rating**
 - 250 N (static surface load)
- **Note**
 - The lowest mounting position should be 80 mm (min. floor clearance)
- **Supply schedule**
 - 1 computer support
 - Mounting material
- **How supplied**
 - Flat-packed kit

W	H	D	Order no.	UP
165 - 265	319	463	04.208.078.1	1 unit

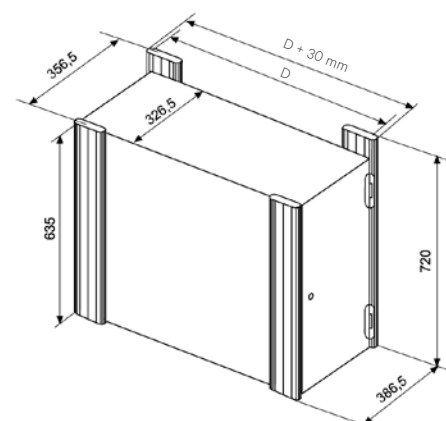


EAP20025

Knürr Dacobas® PC Pedestal, sheet steel model

- **PC Pedestal**
 - PC pedestal with front and rear door, lockable
 - With extension and master switch
 - With cable entry
- **Dimensions**
 - **Useful space with extension:**
 - Width = 300 mm, height = 542 mm
 - Without extension: Width = 300 mm, height = 590 mm
- **For mounting on Knürr Dacobas® add-on desks***

D	Pedestal	Order no.	UP
870	Left	01.302.218.1	1 unit
800	Left	01.311.308.1	1 unit
870	Right	01.302.219.1	1 unit
800	Right	01.311.309.1	1 unit



DAC00341


Knürr Dacobas® PC Pedestal

- Bonded main unit
- With passive ventilation *
- Full glass doors and lock at the front
- Stationary with leveling feet
- With cable routing set at the rear top for cabling in the vertical cable duct
- **Color combination**
 - **Final digit of order number .1:**
 - Main unit: Light gray
 - Door: Full glass door, EMC, 6 mm, clear glass
- **Material / finish**
 - Main unit: Three layer particle board FP/Y E 1 version, directly coated, fire protection class B2
 - Front doors: Full glass doors, EMC, 6 mm, clear glass
- **Supply schedule**
 - 1 PC pedestal
 - Mounting material
- **How supplied**
 - Preassembled

W	H	D	w	h	d	Model	Order no.	UP
350	680	826	310	630	780	Lock for H 750, left	00.320.540.1	1 unit
350	680	826	310	630	780	Lock for H 750, right	00.320.541.1	1 unit
350	650	826	310	600	780	Lock for H 720, left	00.320.542.1	1 unit
350	650	826	310	600	780	Lock for H 720, right	00.320.543.1	1 unit



DAC20183



19" TECHNOLOGY

107 to 136



Knürr Dacobas® 19" Cabinets Strong points

1 Ergonomic locking lever for secure access control

1 Closed top cover, top cover with openings for fan trays or cable entry from above

3 Easily removable and lockable side panels (Key locks on demand)

4 Maximum flexibility grace to adjustable 19" profiles (340 mm - 790 mm in steps of 25 mm)

5 Integrated HU markings show equipment's position in the rack

6 Preperforated cover panels allow for cable entry or closed bottom as required

7 Slot for quick changeable filter cassette

8 Heavy duty twin castors for 300 kg mobile load rating

9 Heavy duty levelling feet for 1000 kg static load rating




1




2



3




4



5



6



7



• More advantages:

- Fits seamlessly into a line of Dacobas consoles
- Choose from aluminium T-slot or steel square hole 19"-profiles
- Integrated electrical grounding concept according to VDE 0100
- Knürr T-Slots on all profiles allows to add accessories virtually anywhere
- Doors:
Tempered Safety Glass for protection and visual access
Perforated for best aeration
Plain steel door for best protection
- Loads of accessories



8



9

Knürr Dacobas® 19" Cabinets for Components in Accordance with DIN EN 60297-3

Technical data

Material / Finish

- Cabinet extrusions: extruded aluminium, powder-coated texture
- 19" Extrusions: extruded aluminium (T-Slot) or 1,5 mm Sheetsteel square holes
- Top cover, covers and rear door: sheet steel, powder-coated texture
- Top cover and base frame: sheet steel, powder-coated texture, RAL 7021 dark grey
- Plate feet: plastic

External dimensions

Cabinet W600:

- Width 570 (600) mm
- Depth 870 (900) mm
- Height 1298 mm - 2187 mm

Cabinet W800:

- Width 770 (800) mm
- Depth 870 (900) mm
- Height 1298 mm - 2187 mm

Color

Final digit of order number .1:

- Top cover, covers and rear door: RAL 7035, light-grey
- Cabinet extrusions: RAL 5008 grey blue

Final digit of order number .9:

- Top cover, covers and rear door: RAL 7035, light-grey
- Cabinet extrusions: RAL 7021 dark grey

Tests

- Earth, VDE 0100
- Upgrade capability in accordance with protection rating IP 40

Configuration

- Stationary with levelling feet
- Mobile on double castors

Note

- 2 Cabinets can be optionally linked-up via 2 daco posts or directly linked via 1 daco post. With direct linking, the internal side panels are not used.

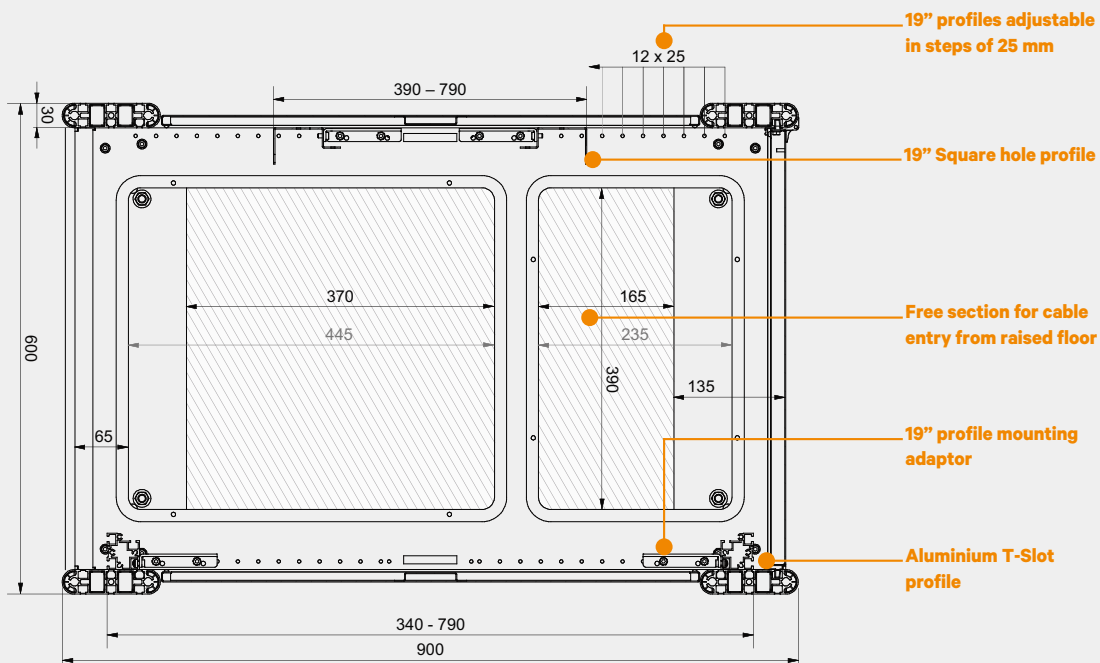
How supplied

- Fully assembled

Knürr Dacobas®-19"-Rack - W600

19" Options

- Accepts equipment according to EIA-310 respectively DIN EN 60297-3
- Front and rear 19" profiles are depth adjustable in steps of 25mm
- Selectively with levelling feet or swivel castors
- Lockable doors with perforation, tempered safety glass or plain
- Ships by default with aluminum T-slot 19"-profiles, also available with steel square hole 19"-profiles
- 4 x 19"-profiles with HU marking for easy installation of equipment
- Removable top cover and side panels
- Doors can be changed from left to right hand opening
- Max. load: 1000 kg (1to) static, 300 kg mobile



Knürr Dacobas® 19" Cabinet Type B, Width 600 mm Without front door, D 870 mm

- With fixed 19" mounting on the front and rear for DIN EN 60297-3 compliant components
- Installation of slot-in runners, drawers, pull-out shelves and cable management equipment
- Flexible installation of equipment with T-Slot System

• Load Rating (static)

- 1000 kg with levelling feet
- 300 kg in mobile version

• Color

Final digit of order number .1:

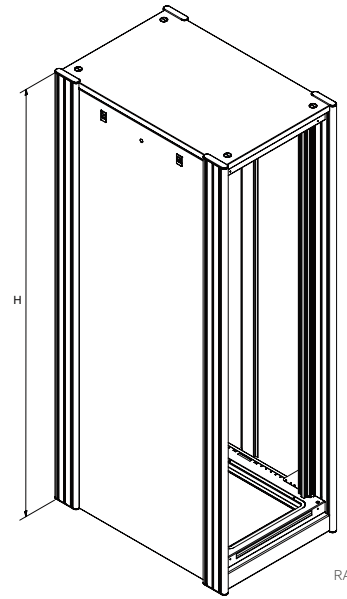
- Top cover, covers and rear door: RAL 7035, light-grey
- Cabinet extrusions: RAL 5008 grey blue

Final digit of order number .9:

- Top cover, covers and rear door: RAL 7035, light-grey
- Cabinet extrusions: RAL 7021 dark grey

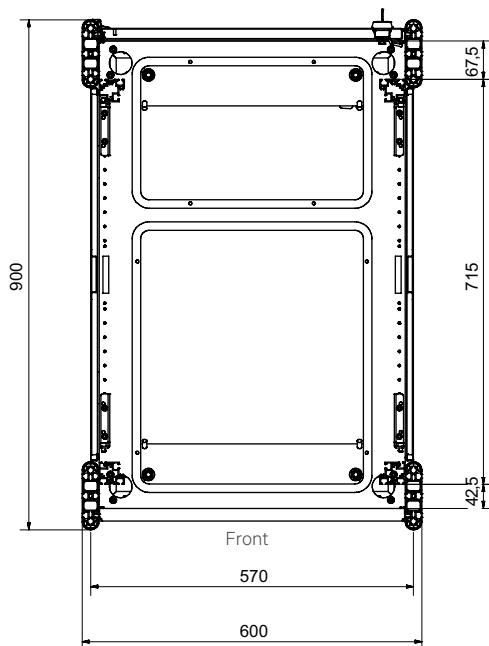
• Supply schedule

- 1 Basic rack with 4 Dacobas Profiles
- 4 19" T-Slot profiles with HU marking
- 2 side panels (removable)
- 1 Top cover, closed
- 1 Rear door, closed, sheet steel, with handle and locking set
- 4 levelling feet (stationary version)
- 4 swivel castors (mobile version)
- 1 Earthing set (VDE 100)



RAC20004

W	H	D	HU/U	L	d	kg	Model	Order-no.	UP
600	1298	870	24	1070	715	69	Stationary	01.331.000.x	1 unit
600	1431	870	27	1203,3	715	72	Stationary	01.331.001.x	1 unit
600	1565	870	30	1336,7	715	76	Stationary	01.331.002.x	1 unit
600	1698	870	33	1470	715	82	Stationary	01.331.003.x	1 unit
600	1831	870	36	1603,4	715	84	Stationary	01.331.004.x	1 unit
600	1965	870	39	1736,7	715	88	Stationary	01.331.005.x	1 unit
600	2187	870	44	1959	715	95	Stationary	01.331.006.x	1 unit
600	1298	870	24	1070	715	69	Mobile	01.331.010.x	1 unit
600	1431	870	27	1203,3	715	72	Mobile	01.331.011.x	1 unit
600	1565	870	30	1336,7	715	76	Mobile	01.331.012.x	1 unit
600	1698	870	33	1470	715	82	Mobile	01.331.013.x	1 unit
600	1831	870	36	1603,4	715	84	Mobile	01.331.014.x	1 unit
600	1965	870	39	1736,7	715	88	Mobile	01.331.015.x	1 unit
600	2187	870	44	1959	715	95	Mobile	01.331.016.x	1 unit



RAC20006

Knürr Dacobas® 19" Cabinet Type B, Width 600 mm With front door

- With fixed 19" mounting on the front and rear for DIN EN 60297-3 compliant components
 - Installation of slot-in runners, drawers, pull-out shelves and cable management equipment.
 - Flexible installation of equipment with T-Slot System
 - Jumpering space at front: 65mm (to door)
- **Load Rating (static)**
- 1000 kg with levelling feet
 - 300 kg in mobile version

• **Color**

Final digit of order number .1:

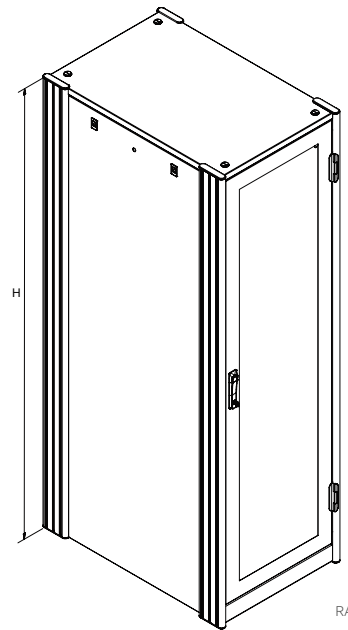
- Top cover, covers and rear door: RAL 7035, light-grey
- Cabinet extrusions: RAL 5008 grey blue

Final digit of order number .9:

- Top cover, covers and rear door: RAL 7035, light-grey
- Cabinet extrusions: RAL 7021 dark grey

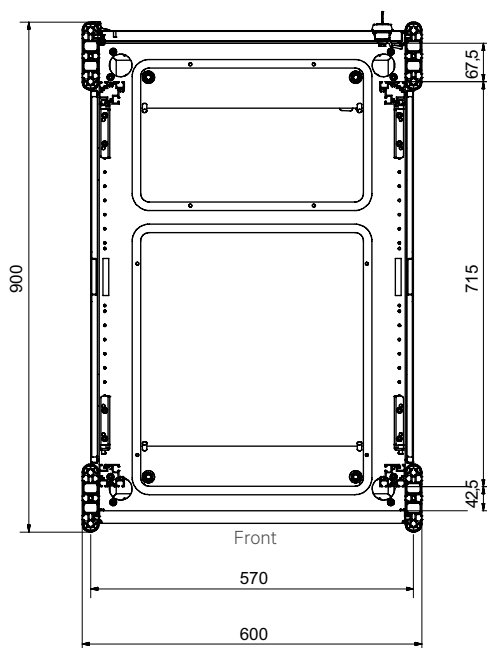
• **Supply schedule**

- 1 Basic rack with 4 Dacobas Profiles
- 4 19" T-Slot profiles with HU marking
- 2 side panels (removable)
- 1 Top cover, closed
- 1 Glass front-door with handle and locking set
- 1 Rear door, closed, sheet steel, with handle and locking set
- 4 levelling feet (stationary version)
- 4 swivel castors (mobile version)
- 1 Earthing set (VDE 100)



RAC20005

W	H	D	HU/U	L	d	kg	Model	Order-no.	UP
600	1298	870	24	1070	715	75,5	Stationary	01.331.040.x	1 unit
600	1431	870	27	1203,3	715	79,5	Stationary	01.331.041.x	1 unit
600	1565	870	30	1336,7	715	84	Stationary	01.331.042.x	1 unit
600	1698	870	33	1470	715	90,5	Stationary	01.331.043.x	1 unit
600	1831	870	36	1603,4	715	93,5	Stationary	01.331.044.	1 unit
600	1965	870	39	1736,7	715	98	Stationary	01.331.045.x	1 unit
600	2187	870	44	1959	715	106	Stationary	01.331.046.x	1 unit
600	1298	870	24	1070	715	75,5	Mobile	01.331.050.x	1 unit
600	1431	870	27	1203,3	715	79,5	Mobile	01.331.051.x	1 unit
600	1565	870	30	1336,7	715	84	Mobile	01.331.052.x	1 unit
600	1698	870	33	1470	715	90,5	Mobile	01.331.053.x	1 unit
600	1831	870	36	1603,4	715	93,5	Mobile	01.331.054.x	1 unit
600	1965	870	39	1736,7	715	98	Mobile	01.331.055.x	1 unit
600	2187	870	44	1959	715	106	Mobile	01.331.056.x	1 unit



RAC20006

Dimensions in mm: W = Width
H = Height
D = Depth
h = Installation height
d = Useful depth
L = Length

HU = Standard height unit, 1 HU = 44,45 mm
19" = 482,6 mm,
UP = Unit of packaging

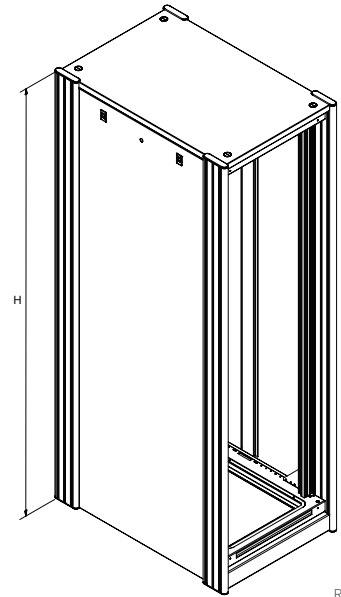
Conversion: 1 inch = 25,4 mm

Replace „x“ with the number of your color choice

Knürr Dacobas® 19" Cabinet Type C, Width 600 mm Without front door, D 870 mm

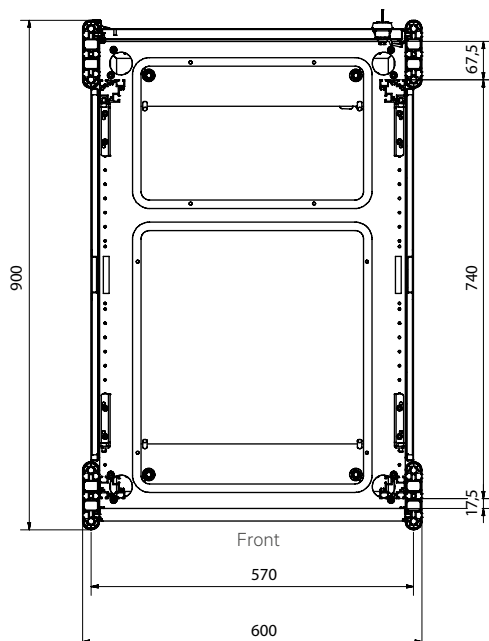
- With fixed 19" mounting on the front and rear for DIN EN 60297-3 compliant components
- Installation of slot-in runners, drawers, pull-out shelves and cable management equipment
- Flexible installation of equipment with T-Slot System
- **Load Rating (static)**
 - 1000 kg with levelling feet
 - 300 kg in mobile version
- **Color**
Final digit of order number .1:
 - Top cover, covers and rear door: RAL 7035, light-grey
 - Cabinet extrusions: RAL 5008 grey blue

- **Final digit of order number .9:**
 - Top cover, covers and rear door: RAL 7035, light-grey
 - Cabinet extrusions: RAL 7021 dark grey
- **Supply schedule**
 - 1 Basic rack with 4 Dacobas Profiles
 - 4 19" T-Slot profiles with HU marking
 - 2 side panels (removable)
 - 1 Top cover, closed
 - 1 Rear door, closed, sheet steel, with handle and locking set
 - 4 levelling feet (stationary version)
 - 4 swivel castors (mobile version)
 - 1 Earthing set (VDE 100)



RAC20004

W	H	D	HU/U	L	d	kg	Model	Order-no.	UP
600	1298	870	24	1070	740	69	Stationary	01.331.020.x	1 unit
600	1431	870	27	1203,3	740	72	Stationary	01.331.021.x	1 unit
600	1565	870	30	1336,7	740	76	Stationary	01.331.022.x	1 unit
600	1698	870	33	1470	740	82	Stationary	01.331.023.x	1 unit
600	1831	870	36	1603,4	740	84	Stationary	01.331.024.x	1 unit
600	1965	870	39	1736,7	740	88	Stationary	01.331.025.x	1 unit
600	2187	870	44	1959	740	95	Stationary	01.331.026.x	1 unit
600	1298	870	24	1070	740	69	Mobile	01.331.030.x	1 unit
600	1431	870	27	1203,3	740	72	Mobile	01.331.031.x	1 unit
600	1565	870	30	1336,7	740	76	Mobile	01.331.032.x	1 unit
600	1698	870	33	1470	740	82	Mobile	01.331.033.x	1 unit
600	1831	870	36	1603,4	740	84	Mobile	01.331.034.x	1 unit
600	1965	870	39	1736,7	740	88	Mobile	01.331.035.x	1 unit
600	2187	870	44	1959	740	95	Mobile	01.331.036.x	1 unit



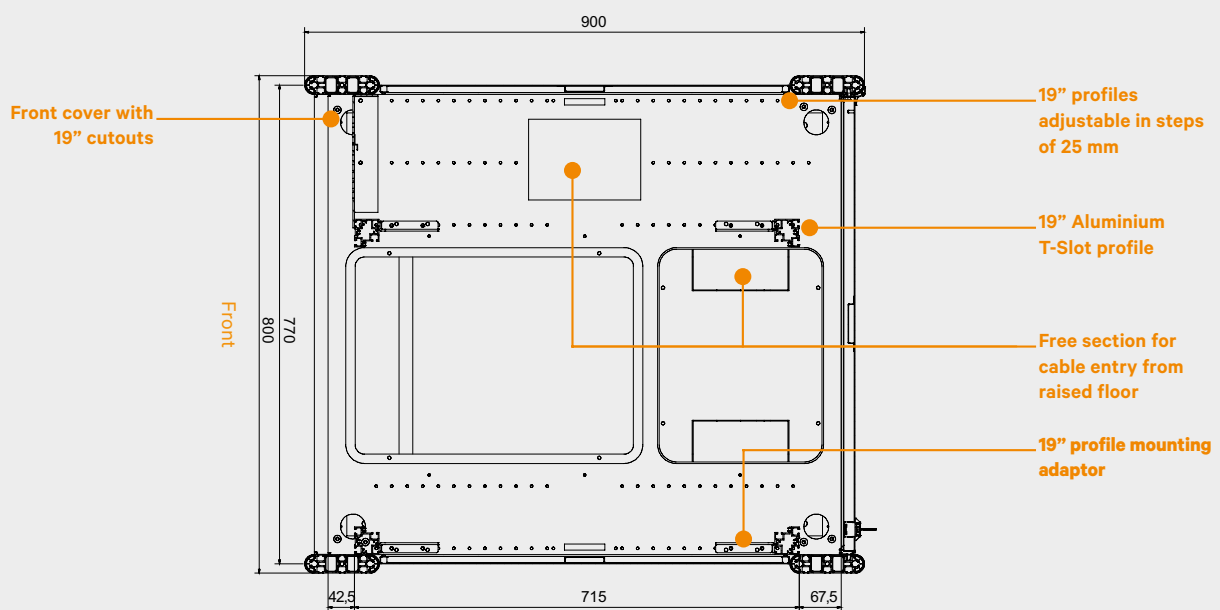
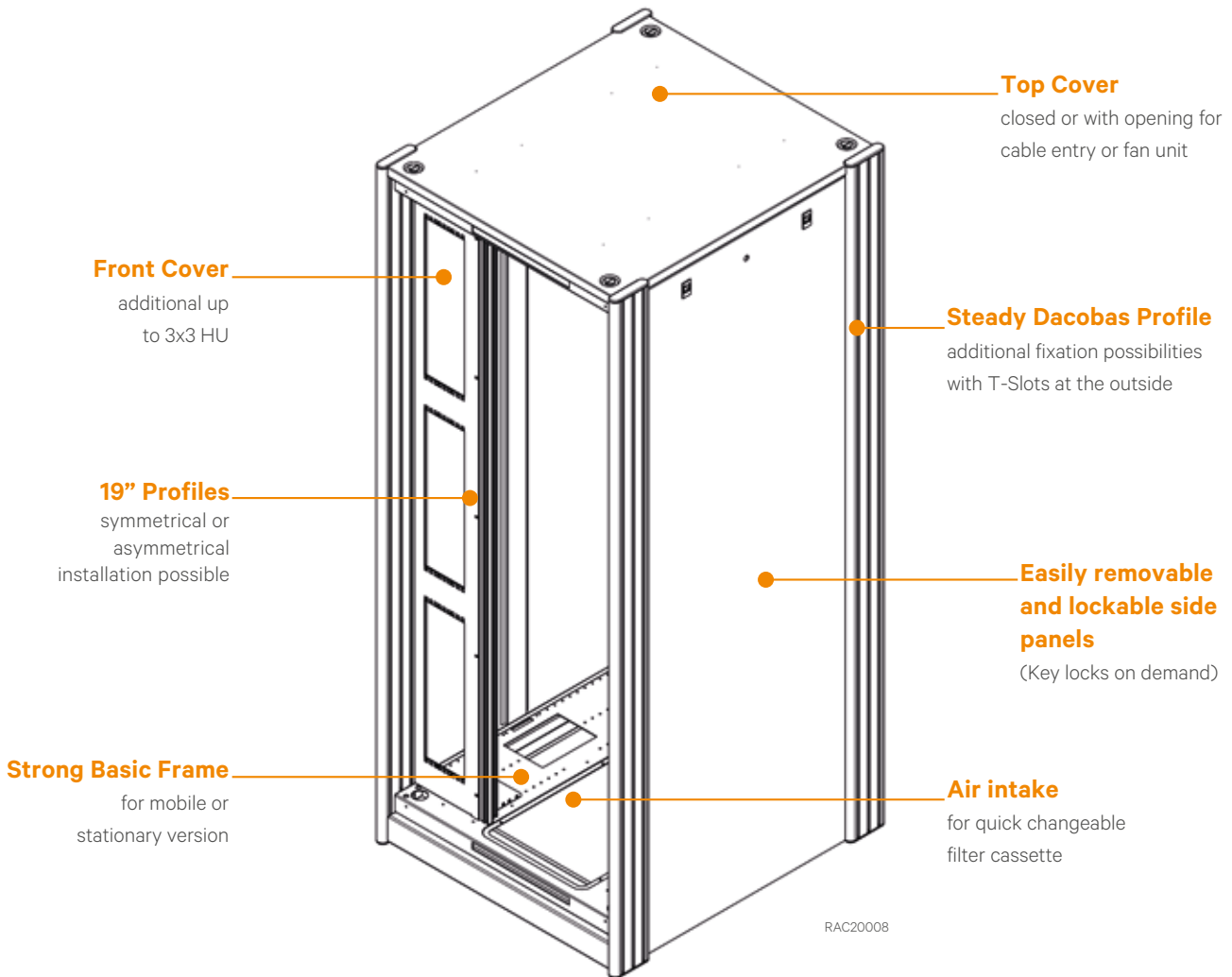
Dimensions in mm: W = Width
H = Height
D = Depth
h = Installation height
d = Useful depth
L = Length

HU = Standard height unit, 1 HU = 44,45 mm
19" = 482,6 mm
UP = Unit of packaging

Conversion: 1 inch = 25,4 mm
1 pound = 453,6 g

Replace „x“ with the number of your color choice

Knürr Dacobas®-19" Cabinet – W 800
19" Options



Knürr Dacobas® 19" Cabinet Type B, Width 800 mm Without front door, D 870 mm

- With fixed 19" mounting on the front and rear for DIN EN 60297-3 compliant components
- Asymmetrical Installation of 19" profiles (19" field on the right side) optional on the left side or in the center
- Additional up to 3x3 HU 19" installation space in the vertical front cover
- Installation of slot-in runners, drawers, pull-out shelves and cable management equipment
- Flexible installation of equipment with T-Slot System

• Load Rating (static)

- 1000 kg with levelling feet
- 300 kg in mobile version

• Color

Final digit of order number .1:

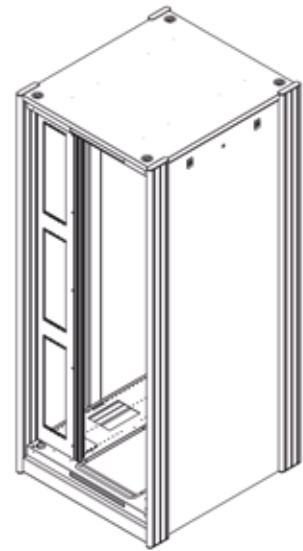
- Top cover, covers and rear door: RAL 7035, light-grey
- Cabinet extrusions: RAL 5008 grey blue

Final digit of order number .9:

- Top cover, covers and rear door: RAL 7035, light-grey
- Cabinet extrusions: RAL 7021 dark grey

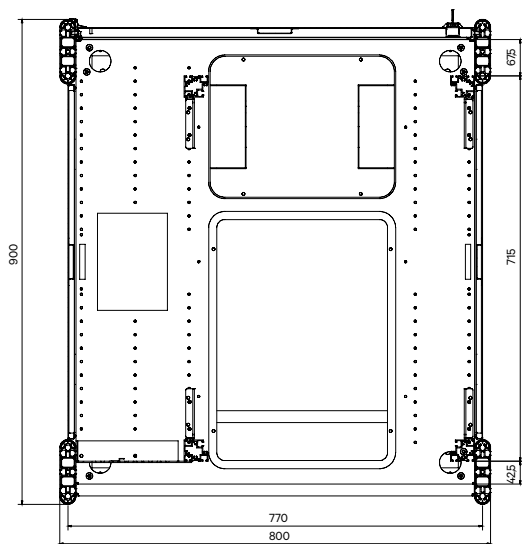
• Supply schedule

- 1 Basic rack with 4 Dacobas Profiles
- 4 19" T-Slot profiles with HU marking
- 1 Front cover with 3x3 HU additional space
- 2 side panels (removable)
- 1 Top cover, closed
- 1 Rear door, closed, sheet steel, with handle and locking set
- 4 levelling feet (stationary version)
- 4 swivel castors (mobile version)
- 1 Earthing set (VDE 100)



RAC20008

W	H	D	HU/U	L	d	kg	Model	Order-no.	UP
800	1298	870	24	1070	715	88	Stationary	01.331.060.x	1 unit
800	1431	870	27	1203,3	715	92	Stationary	01.331.061.x	1 unit
800	1565	870	30	1336,7	715	96	Stationary	01.331.062.x	1 unit
800	1698	870	33	1470	715	100	Stationary	01.331.063.x	1 unit
800	1831	870	36	1603,4	715	105	Stationary	01.331.064.x	1 unit
800	1965	870	39	1736,7	715	111	Stationary	01.331.065.x	1 unit
800	2187	870	44	1959	715	119	Stationary	01.331.066.x	1 unit
800	1298	870	24	1070	715	88	Mobile	01.331.070.x	1 unit
800	1431	870	27	1203,3	715	92	Mobile	01.331.071.x	1 unit
800	1565	870	30	1336,7	715	96	Mobile	01.331.072.x	1 unit
800	1698	870	33	1470	715	100	Mobile	01.331.073.x	1 unit
800	1831	870	36	1603,4	715	105	Mobile	01.331.074.x	1 unit
800	1965	870	39	1736,7	715	111	Mobile	01.331.075.x	1 unit
800	2187	870	44	1959	715	119	Mobile	01.331.076.x	1 unit



Front

Dimensions in mm: W = Width
H = Height
D = Depth
h = Installation height
d = Useful depth
L = Length
HU = Standard height unit, 1 HU = 44.45 mm
19" = 482.6 mm,
UP = Unit of packaging

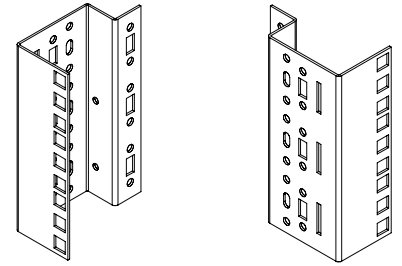
Conversion: 1 inch = 25,4 mm
1 pound = 453,6 g
Replace „x“ with the number of your color choice

RAC20009

19" Square Hole Profiles for installation in the rack at the front and rear side

- Cage nut mounting in HU pattern (19")
- **Material**
 - Sheet Steel 1,5mm, galvanized
- **Supply Schedule**
 - 2 19" square hole profiles
- **Note**
 - Please order mounting material separately (if required)

HU	Order-no.	UP
24	01.331.260.9	1 unit
27	01.331.261.9	1 unit
30	01.331.262.9	1 unit
33	01.331.263.9	1 unit
36	01.331.264.9	1 unit
39	01.331.265.9	1 unit
44	01.331.266.9	1 unit



Square hole

RAC20010

HU Tape Measure

- For sticking on 19" extrusions
- Enables fast component positioning at the correct U position
- Standard length, 48 U; shorten as required
- **Supply Schedule**
 - 1 x tape measure

HU	Order-no.	UP
48	01.128.400.9	1 unit

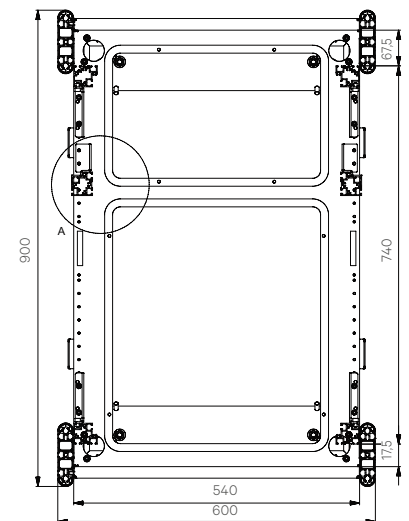


LUF20337

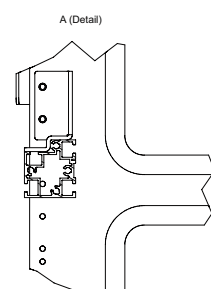
Second Mounting Level

- For mounting electric components, front panels and mounting panels
- **Material**
 - 19" Mounting level of extruded aluminium
- **Supply schedule**
 - 2 19" Mounting extrusions with T-slot
 - Mounting material
- **How supplied**
 - Flat-packed kit

HU/U	h	Order-no.	UP
24	1070,0	01.331.250.9	1 set
27	1203,3	01.331.251.9	1 set
30	1336,7	01.331.252.9	1 set
33	1470,0	01.331.253.9	1 set
36	1603,4	01.331.254.9	1 set
39	1736,7	01.331.255.9	1 set
44	1959,4	01.331.256.9	1 set




RAC20011



Side Panel

D	HU	Order-no.	UP
870	24	01.331.300.1	1 unit
870	27	01.331.301.1	1 unit
870	30	01.331.302.1	1 unit
870	33	01.331.303.1	1 unit
870	36	01.331.304.1	1 unit
870	39	01.331.305.1	1 unit
870	44	01.331.306.1	1 unit



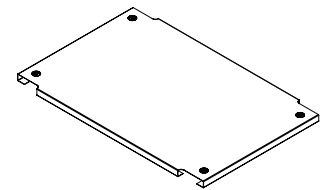
RAC20012

Top Cover

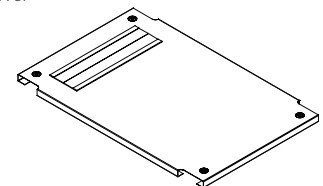
Plain cover, with cable entry, ventilation dome

- Top cover compatible with Knürr Dacobas® 19" cabinet, depth 870 mm
- Standard accessory or retro fit
- **Material / Finish**
 - Sheet steel, powder-coated texture
- **Color**
 - Top cover, RAL 7035 light-grey
- **Supply schedule**
 - 1 Top cover
 - Mounting material
 - **Only for version with cable entry:**
 - Cable entry
 - **Only for version with ventilation dome:**
 - Ventilation dome and covers
- **How supplied**
 - Pre-assembled

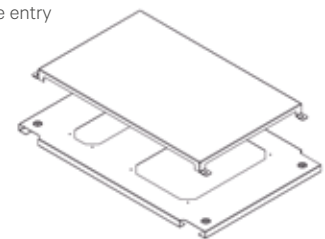
W	H	D	Model	Order-no.	UP
600			Plain cover	01.331.110.1	1 unit
600			Cable entry	01.331.111.1	1 unit
600			Ventilation Dome	01.331.112.1	1 unit
600			Plain cover	01.331.116.1	1 unit
600			Cable entry	01.331.117.1	1 unit
600			Ventilation Dome	01.331.118.1	1 unit



Plain cover



Cable entry



Ventilation dome

RAC20013

Dimensions in mm: W = Width
 H = Height
 D = Depth
 h = Installation height
 d = Useful depth
 L = Length
 HU = Standard height unit, 1 HU = 44.45 mm
 19" = 482.6 mm,
 UP = Unit of packaging

Conversion: 1 inch = 25.4 mm
 1 pound = 453.6 g
 Replace „x“ with the number of your color choice

Cover Plate for Basic Frame (front)

- To close the front side opening of the basic frame at racks without front door

W	Order-no.	UP
600	01.331.122.9	1 unit
800	01.331.123.9	1 unit



RAC20014

Knürr CoolBlast® Fan Unit for Top Cover Installation Constant, thermostat, controlled

- For forced rack cooling
- Suitable for installation at any time in the top cover with ventilation dome
- DC version on request

Only for controlled version:

- Settable reference temperature (20° to 55°C)
- Speed control, 30 to 100%, with sensor break 100% rotation
- Individual fan monitoring
- Floating common alarm output for excess temperature alarm and fan failure
- Optical status display for O.K., excess temperature and fan failure
- Acoustic warning incl. reset button

Characteristic curve for controlled version

- See below right

Electrical supply

- 207..253 VAC; 50/60 Hz

Supply schedule

- 1 CoolBlast fan unit®
- 1 mains cable, 3 m with safety plug (230 VAC)
- Mounting material
- Operating instructions

Only for controlled version:

- 1 sensor cable, 2 m (plug-in)
- 1 signal cable, 2 m (plug-in)

How supplied

- Assembled, wired and tested

Note

- If applicable please order country specific mains cable

Material

- Housing: Sheet steel, high-grade steel grid

Finish


- Zinc-passivated

Only for controlled version:

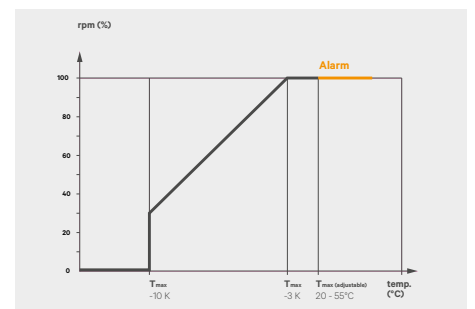
- front panel, powder-coated, RAL 7035 light gray



LUF20160



LUF20161



LUF20179

Name	Version	P(w)	\dot{V} (m³/h)	ΔP (Pa)	p(dB(A))	Order-no.	UP
CoolBlastT 230V 3-fan	constant	45	495	74	45,2	03.027.301.1	1 unit
CoolBlastT 230V 6-fan	constant	90	990	74	48,8	03.027.302.1	1 unit
CoolBlastT 230V 2-fan	thermostat	30	330	74	43,4	03.027.310.1	1 unit
CoolBlastT 230V 3-fan	thermostat	45	495	74	45,2	03.027.311.1	1 unit
CoolBlastT 230V 6-fan	thermostat	90	990	74	48,8	03.027.312.1	1 unit
CoolBlastT 230V 3-fan	controlled SP	25	1106	68	49,6	03.027.321.1	1 unit
CoolBlastT 230V 6-fan	controlled SP	48	506	68	53,3	03.027.322.1	1 unit
CoolBlastT 230V 3-fan	controlled HP	32	711	173	55,8	03.027.324.1	1 unit
CoolBlastT 230V 6-fan	controlled HP	62	1422	173	59,1	03.027.325.1	1 unit

Doors for Dacobas® 19" Cabinet

- Door comes with ergonomic and lockable locking lever

Available versions:

- Plain door
- Perforated door
- Glass door (tempered safety glass)

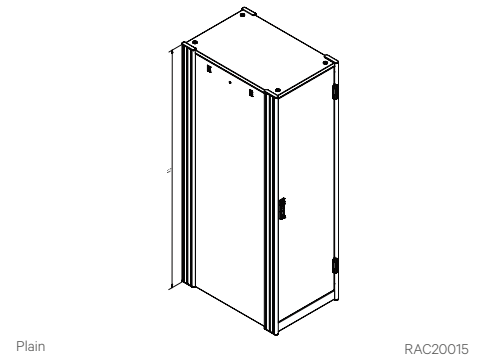
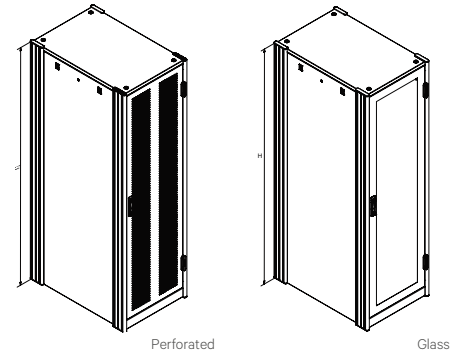
Material / Surface

- Door: sheet steel, powdercoated texture
RAL 7035 light grey
- Hinges: plastic,
RAL 7021 dark grey
- Glass door: Temperature safety glass
- Thickness: 6 mm

Supply schedule

- 1 door (plain, perforated or glass)
- 2 hinges
- Mounting material

W	HU	Plain	Perforated	Glass	UP
600	24	01.331.200.1	01.331.210.1	01.331.220.1	1 unit
600	27	01.331.201.1	01.331.211.1	01.331.221.1	1 unit
600	30	01.331.202.1	01.331.212.1	01.331.222.1	1 unit
600	33	01.331.203.1	01.331.213.1	01.331.223.1	1 unit
600	36	01.331.204.1	01.331.214.1	01.331.224.1	1 unit
600	39	01.331.205.1	01.331.215.1	01.331.225.1	1 unit
600	44	01.331.206.1	01.331.216.1	01.331.226.1	1 unit
800	24	01.331.190.1	01.331.230.1	01.331.240.1	1 unit
800	27	01.331.191.1	01.331.231.1	01.331.241.1	1 unit
800	30	01.331.192.1	01.331.232.1	01.331.242.1	1 unit
800	33	01.331.193.1	01.331.233.1	01.331.243.1	1 unit
800	36	01.331.194.1	01.331.234.1	01.331.244.1	1 unit
800	39	01.331.195.1	01.331.235.1	01.331.245.1	1 unit
800	44	01.331.196.1	01.331.236.1	01.331.246.1	1 unit



Bottom Cover with Cable Entry Plain cover, preperforated cut outs for cable entry

- For installation in Dacobas 19" cabinets
- Ships as plain covers
- To allow cable entry, preperforated cut outs can be removed manually

Supply schedule

- 1 Front cover
- 1 Rear cover
- Mounting material

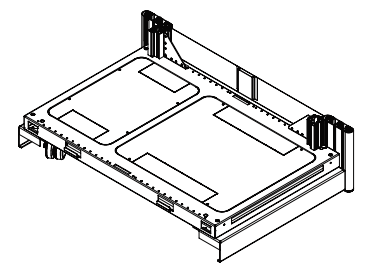
Finish / Color

- Bottom cover: sheet steel, powder-coated texture, RAL 9011, graphite black

How supplied

- Flat-packed kit

W	Order-no.	UP
600	01.331.125.9	1 set
800	01.331.124.9	1 set



Dimensions in mm: W = Width
H = Height
D = Depth
h = Installation height
d = Useful depth
L = Length
HU = Standard height unit, 1 HU = 44,45 mm
19" = 482,6 mm
UP = Unit of packaging

Conversion: 1 inch = 25,4 mm
1 pound = 453,6 g
Replace „x“ with the number of your color choice

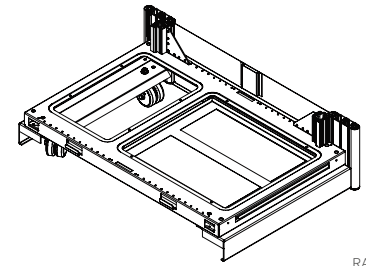
Bottom Cover with Filter Cassette

Filter cassette with rails

- For installation in Dacobas 19" cabinets
 - Filters intake air
 - Comfortably removable also with occupied lowest HU
 - For installation at rack's front
- **Finish / Color**
- Air filter frame: sheet steel, powder-coated-texture, RAL 9011 graphite black

- **Supply schedule**
 - 1 Slide filter cassette
 - 1 Filter mat
 - 1 Rear cover
 - 1 Pair of slide in rails
 - Mounting material

- **How supplied**
 - Flat-packed kit



RAC20017

Name	W	Order-no.	UP
Slide in filter Cassette	600	01.331.120.9	1 set
Slide in filter Cassette	800	01.331.121.9	1 set
Replacement Filter Mat		01.350.140.9	1 unit

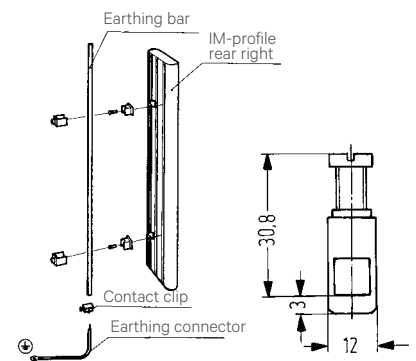
Earthing Accessories for Dacobas 19" rack

- **Material**
 - Electrolytic copper

- **Supply schedule Earthing bar**
 - 1 Earth bar
 - 3 Spring nuts, M5
 - 3 Oval head screws, M5
 - 3 Retaining clamps for earth bar
 - 2 Earth strips for front panels
 - 1 Contact clip
 - 1 Earth connection

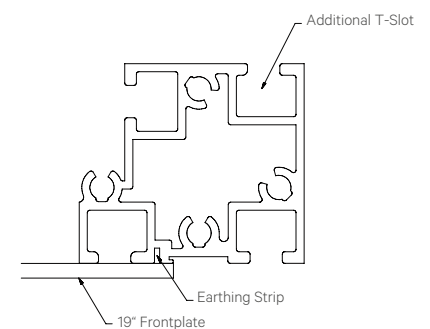
- **Supply schedule Earthing kit**
 - 2 Earthing bolts M8x25
 - Earthing cables for top cover and side panels

Name	HU/U	L	Order-no.	UP
Earthing bar	24	1064	01.322.090.9	1 set
Earthing bar	27	1197	01.322.091.9	1 set
Earthing bar	30	1331	01.322.092.9	1 set
Earthing bar	33	1465	01.322.093.9	1 set
Earthing bar	36	1597	01.322.094.9	1 set
Earthing bar	39	1731	01.322.095.9	1 set
Contact clip			04.000.125.7	20 pcs
Earthing kit			01.331.134.7	1 set



Contact clip

DAC00453

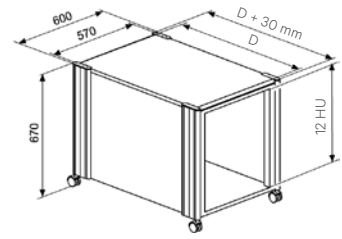


19" Mobile Cabinet

- For 19" components
 - Rear and side panels removable
 - Rear panel with vent slots
 - ESD version for discharging electrostatic charges
- **Material / Finish**
 - Frame and covers: sheet steel
 - Castor coating: black
 - **Color combination**

Final digit of order number .1:

 - Worktop, rear panel and covers, RAL 7035 light-grey
 - Top and bottom cover: RAL 9011, graphite black
 - Extrusions: RAL 5008, grey blue
 - **Load rating**
 - 1600 N static
 - **Tests**
 - IEC 61 340-5-1
 - **Supply schedule**
 - 1 Mobile cabinet
 - **How supplied**
 - Assembled



DAC00419

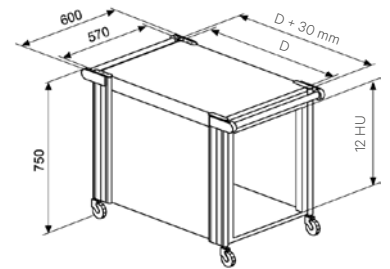
D	d	ESD	Order-no.	UP
670	566,5		01.306.009.1	1 unit
870	766,5		01.306.010.1	1 unit
870	766,5	•	01.366.010.1	1 unit

19" Laboratory Trolley

- For 19" components
 - Rear and side panels removable
 - Rear panel with vent slots
 - ESD version for discharging electrostatic charges
- **Material / Finish**
 - Frame and covers: sheet steel
 - Castor coating: black
 - Handle: extruded aluminium, smooth
 - **Color combination**

Final digit of order number .1:

 - Worktop, rear panel and covers: RAL 7035 light-grey
 - Top and bottom cover: RAL 9011, graphite black
 - Extrusions: RAL 5008, grey blue
 - **Tests**
 - IEC 340-5-1
 - **Supply schedule**
 - 1 Laboratory trolley



DAC00418

D	d	ESD	Order-no.	UP
670	566,5		01.306.013.1	1 unit
870	766,5		01.306.014.1	1 unit
870	766,5	•	01.366.014.1	1 unit

Doors 12 HU

- Lockable, for 19" pedestal
- **Finish**

Acryl Glass:

 - Frame, black, anodised
 - Plexiglass, umbra 802
 - **Closed door:**
 - Sheet steel, powder coated RAL7035
 - **Supply schedule**
 - 1 Door
 - 2 Stopper extrusions
 - Mounting material



DAC00483

Model	Order-no.	UP
Acryl glass door	01.322.050.9	1 unit
Steel door, closed	01.322.130.1	1 unit

Dimensions in mm: W = Width
H = Height
D = Depth
h = Installation height
d = Useful depth
L = Length

HU = Standard height unit, 1 HU = 44,45 mm
19" = 482,6 mm
UP = Unit of packaging

Conversion: 1 inch = 25,4 mm
1 pound = 453,6 g

Replace „x“ with the number of your color choice

19" -Chassis Runners for Knürr Dacobas®

- For installation in 19" racks with vertical profiles in the front and rear
- Reliable mounting system for 19" slide in equipment
- **Load Rating (static)**
 - 70 kg per pair with evenly distributed load
- **Material**
 - Extruded aluminum profile
- **Surface**
 - Blank
- **Supply schedule**
 - 2 chassis runners
 - Mounting material
- **How supplied**
 - By batches

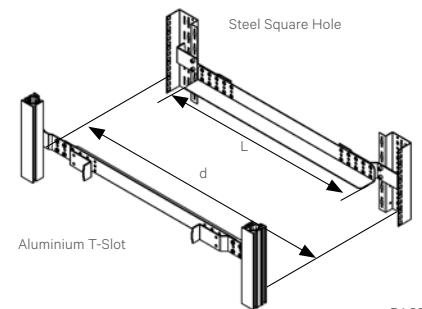


RAC20018

Model	Installation depth	Order-no.	UP
For 19" Rack D670 Type B	515 / 518 mm	01.350.910.9	1 set
For 19" Rack D670 Type C	565 / 566,5 mm	01.350.909.9	1 set
For 19" Rack D870 Type B	715 / 718 mm	01.350.912.9	1 set
For 19" Rack D870 Type C	765 / 766,5 mm	01.350.911.9	1 set
For 19" Rack D870 Type C	740 mm	01.350.915.9	1 set

19"-Chassis Runners for Dacobas-Rack, adjustable

- For Dacobas®-Rack
- Reliable mounting system for 19" slide in equipment
- Comfortably adjustable across 100 mm
- Mounting adaptors for installation with aluminium T-slot, steel square hole or both
- Required for all large and heavy equipment
- Max load of 500N per pair with evenly distributed load
- **Material**
 - Sheet steel, stamped
- **Finish**
 - Zincated
- **Supply schedule**
 - 2 Chassis runners (chose correct length!)
 - 4 Mounting adaptors (T-Slot, Square Hole or both)
 - Mounting material




RAC20019

d	L	Model	Order-no.	UP
390 - 490	300	T-Slot	01.350.971.9	1 set
490 - 590	400	T-Slot	01.350.972.9	1 set
590 - 690	500	T-Slot	01.350.973.9	1 set
690 - 790	600	T-Slot	01.350.974.9	1 set
390 - 490	300	Square Hole	01.350.981.9	1 set
490 - 590	400	Square Hole	01.350.982.9	1 set
590 - 690	500	Square Hole	01.350.983.9	1 set
690 - 790	600	Square Hole	01.350.984.9	1 set

19" Shelf, Fixed

- Ideal adaptation to special applications (high rear space requirement for cable routing, large usable size) through positioning of the extension boards in 50 mm increments
 - Integrated mounting bore holes front and rear for handle or hinged cable routing
 - With perforation to optimise air supply
- **Color**
 - RAL 7035 light-grey
 - **Supply schedule**
 - 1 Shelf board
 - 1 Extension board (from depth 600 mm)
 - 2 Carrier rails, incl. mounting bracket
 - Mounting material
 - **How supplied**
 - Flat packed
 - **Load rating**
 - 50 kg (static)
 - **Material / Finish**
 - Sheet steel 1.0 mm, electroplated with zinc, powder-coated texture

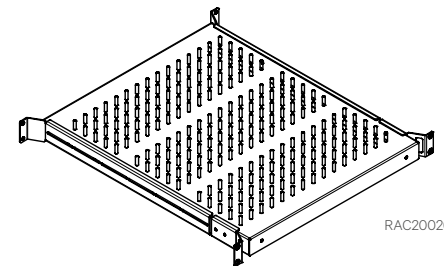


MEC00451

W	H	D	d	Order-no.	UP
430		300	365 - 390	01.102.001.1	1 set
430		300	415 - 490	01.102.002.1	1 set
430		500	515 - 590	01.102.003.1	1 set
430		600	615 - 690	01.102.004.1	1 set
430		600	715 - 790	01.102.005.1	1 set

19" Shelf, Fixed, Heavy Duty

- For installation in 19" racks with vertical profiles in the front and rear
 - With perforation to optimise air supply
- **Color**
 - RAL7035 light grey
 - **Installation depth**
 - 515 – 766,5 mm
 - **Supply schedule**
 - 1 shelf
 - 1 pair of mounting adapters
 - Mounting material
 - **How supplied**
 - Pre-assembled
 - **Dimensions**
 - Usable width: 408 mm
 - Height: 1 HU
 - Usable depth: 500mm
 - **Material**
 - Sheet steel 1mm, powder coated



RAC20020

Item	Max. Load	d	Order-no.	UP
19" Shelf, fixed	100 kg	515 – 766,5	01.350.930.1	1 set

Dimensions in mm: W = Width
 H = Height
 D = Depth
 h = Installation height
 d = Useful depth
 L = Length

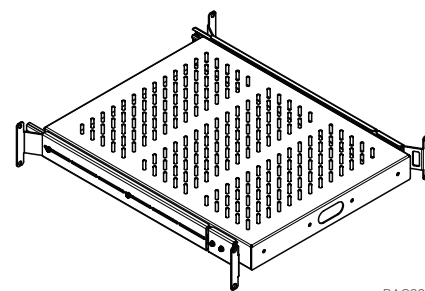
HU = Standard height unit, 1 HU = 44.45 mm
 19" = 482.6 mm
 UP = Unit of packaging

Conversion: 1 inch = 25,4 mm
 1 pound = 453,6 g

Replace „x“ with the number of your color choice

19" Shelf, Fully Retractable

- For installation in 19" racks with vertical profiles in the front and rear
 - Fully retractable with „auto-hold“
 - Usable as shelf and as tray
 - With perforation to optimise air supply
 - Tool-less removable
- **Color**
 - RAL7035 light grey
 - **Installation depth**
 - 515 – 766,5 mm
 - **Supply schedule**
 - 1 shelf
 - 1 Pair of telescopic slides incl. adapter brackets
 - Mounting material
 - **How supplied**
 - Pre-assembled



RAC20021

Item	Max. Load	d	Order-no.	UP
19" Shelf, fully retractable	40 kg	515 – 766,5	01.350.931.1	1 set

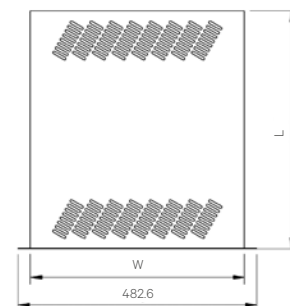

19" Shelf, 2 U Fixed

- Installed in racks with fixed 19" components, front.
 - Quick and easy mounting on 19" extrusions.
 - Also for swing frame in the 19" rack and 19" enclosure.
- **Material**
 - Sheet steel, 1,5 mm
 - **Load rating**
 - 200 N static
 - **Supply schedule**
 - 1 x shelf, fixed
 - 1 x Mounting kit
 - **How supplied**
 - In sets



MIR00373

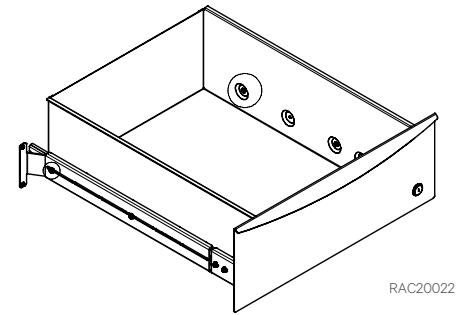
W	H	W x L	Order-no.	UP
482.6	88.1	442 x 280	01.102.731.1.001	1 unit
482.6	88.1	442 x 380	01.102.731.1.002	1 unit



MIR00375

19" Drawer with Lock

- For installation in 19" racks with vertical profiles in the front and rear
 - Fully retractable with „auto-hold“
 - Tool-less removable
- **Dimensions**
 - Usable width: 375 mm
 - Height: 1 HU - 4 HU
 - Usable depth: 500mm
 - **Material**
 - Shelf, sheet steel 1,0mm (1,5 mm Front cover), powder coated
 - **Color**
 - RAL7035 light grey
 - **Installation depth**
 - 515 – 766,5 mm
 - **Supply schedule**
 - 1 Drawer with lock
 - 1 Pair of telescopic slides incl. mounting adapter
 - Mounting material
 - **How supplied**
 - pre-assembled



RAC20022

Item	Max. Load	d	Order-no.	UP
19" Drawer 1HE	10 kg	515 – 766,5	01.350.921.1	1 unit
19" Drawer 2HE	25 kg	515 – 766,5	01.350.922.1	1 unit
19" Drawer 3HE	25 kg	515 – 766,5	01.350.923.1	1 unit
19" Drawer 4HE	25 kg	515 – 766,5	01.350.924.1	1 unit

19" Drawer for Front Installation

- For installation in 19" racks with vertical profiles in the front
 - For storage of service documents
 - Quick and easy installation
- **Material**
 - sheet steel, powder coated
 - **Color**
 - RAL7035 light grey
 - **Load rating**
 - 15 kg (static)
 - **Supply schedule**
 - 1 19" drawer with lock
 - 1 Pair of telescopic slides
 - Mounting material
 - **How supplied**
 - pre-assembled



SCH00058

W	H	HU	Order-no.	UP
482,6	43,6	1	01.102.048.1-001	1 unit
482,6	88,1	2	01.102.048.1-002	1 unit
482,6	132,5	3	01.102.048.1-003	1 unit

Dimensions in mm: W = Width
 H = Height
 D = Depth
 h = Installation height
 d = Useful depth
 L = Length
 HU = Standard height unit, 1 HU = 44,45 mm
 19" = 482,6 mm,
 UP = Unit of packaging

Conversion: 1 inch = 25,4 mm
 1 pound = 453,6 g
 Replace „x“ with the number of your color choice

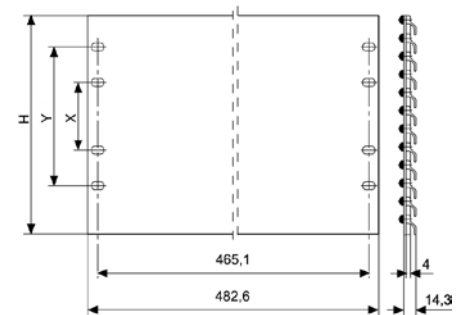
19" Ventilation Front Panel

- Provides additional ventilation for 19" racks and 19" plinths compliant with IEC 297
- **Material**
 - Aluminum
- **Finish**
 - Final digit of order number .1:**
 - powder-coated, RAL 7035 light-grey
 - Final digit of order number .6:**
 - colorless anodized E 6 / EV 1
- **Supply schedule**
 - 1 x ventilation front plate
- **How supplied**
 - Single items
- **Note**
 - Please also order the appropriate mounting kit for the front plates

H	Y	U	Model	Order-no.	UP
43,6	31,7	1	Powder-coated, RAL 7035	02.008.101.1	1 unit
43,6	31,7	1	Anodized	02.008.101.6	1 unit
132,5	57,1	3	Powder-coated, RAL 7035	02.008.103.1	1 unit
132,5	57,1	3	Anodized	02.008.103.6	1 unit



LUF00217



MEC20110

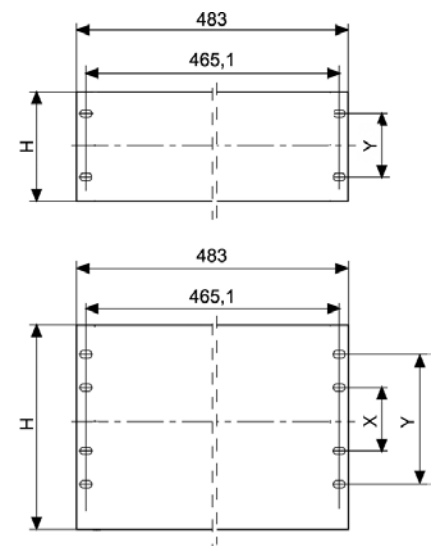
19" Front Plate Aluminum 3 mm

- **Material / Finish**
 - Final digit of order number .0:**
 - AlMg3 - F23 polished with lamination sheet.
 - Final digit of order number .1:**
 - AlMg3 - F23, powder-coated, RAL 7035, light-grey.
 - Final digit of order number .6:**
 - AlMg3 - F23 EB (anodize-enabled), anodized E6/EV1.
 - Final digit of order number .8:**
 - AlMg3 - F23, powder-coated, RAL 7021, dark-grey
- **Supply schedule**
 - 1 x 19" front plate
- **How supplied**
 - Single items
- **Note**
 - Please also order the appropriate mounting kit for the front plates

H	X	Y	U	Model	Order-no.	UP
43,6		31,7	1	Polished	02.008.021.0	1 unit
88,1		76,2	2	Polished	02.008.022.0	1 unit
132,5		57,1	3	Polished	02.008.023.0	1 unit
177		101,6	4	Polished	02.008.024.0	1 unit
265,9	76,2	190,4	6	Polished	02.008.026.0	1 unit
43,6		31,7	1	Powder-coated, RAL 7035	02.008.021.1	1 unit
88,1		76,2	2	Powder-coated, RAL 7035	02.008.022.1	1 unit
132,5		57,1	3	Powder-coated, RAL 7035	02.008.023.1	1 unit
177		101,6	4	Powder-coated, RAL 7035	02.008.024.1	1 unit
265,9	76,2	190,4	6	Powder-coated, RAL 7035	02.008.026.1	1 unit
43,6		31,7	1	Powder-coated, RAL 7021	02.008.021.8	1 unit
88,1		76,2	2	Powder-coated, RAL 7021	02.008.022.8	1 unit
132,5		57,1	3	Powder-coated, RAL 7021	02.008.023.8	1 unit
43,6		31,7	1	Anodized	02.008.071.6	1 unit
88,1		76,2	2	Anodized	02.008.072.6	1 unit
132,5		57,1	3	Anodized	02.008.073.6	1 unit
177		101,6	4	Anodized	02.008.074.6	1 unit
265,9	76,2	190,4	6	Anodized	02.008.076.6	1 unit



FR000005



MEC20109

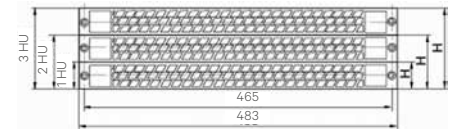
19" Vented Front Cover Plate

- Provides additional ventilation for 19" racks and 19" plinths compliant with IEC 297
- **Material / Color**
 - Final digit of order number .1:**
 - ABS (UL 94 V0), light-grey RAL 7035
 - Final digit of order number .9:**
 - ABS (UL 94 V0), black RAL 9011
- **Supply schedule**
 - 1 x vented front cover plate
 - 2 x connectors
- **How supplied**
 - In sets
- **Note**
 - Please also order the appropriate mounting kit for the front plates

W	H	U	Order-no.	UP
483	43,6	1	02.008.111.1	1 unit
483	43,6	1	02.008.111.9	1 unit



LUF88006



LUF00093

Cover-plate Filter for 19" vented front cover plate

- Used with 19" vented front cover plate
- **Material / Color**
 - Non-woven and screen cloth
- **Supply schedule**
 - 1 x cover-plate filter
 - 1 x Mounting kit
- **How supplied**
 - In sets

U	Order-no.	UP
1	02.008.131.9	1 unit



MEC20144



MEC20029

Document Holder

- Self-adhesive; for higher loads use 6 mm holes
- For DIN A4 documents
- **Material**
 - High-impact Polystyrol
- **Color**
 - Grey
- **Supply schedule**
 - 1 x document holder

W	L	D	Order-no.	UP
264	236	30	05.016.045.0	1 unit



MEC20027

Dimensions in mm: W = Width
 H = Height
 D = Depth
 h = Installation height
 d = Useful depth
 L = Length
 HU = Standard height unit, 1 HU = 44,45 mm
 19" = 482,6 mm,
 UP = Unit of packaging

Conversion: 1 inch = 25,4 mm
 1 pound = 453,6 g
 Replace „x“ with the number of your color choice

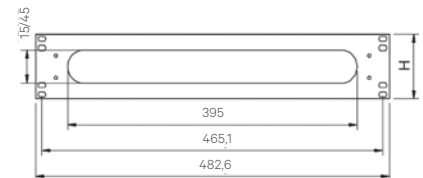
19" Blanking Panel, Cable Port threaded connection

- For organized cable management inside the rack.
 - With edge protector
- Material**
- Sheet steel, 1.0 mm
- Finish**
- Final digit of order number .1:**
- powder-coated texture, RAL 7035, light grey.
- Final digit of order number .8:**
- powder-coated texture, RAL 7021 dark-grey
- Supply schedule**
- 6 x QuickFix 19" blanking panel cable ports
- How supplied**
- In sets
- Note**
- Please also order mounting kit for front panel

W	H	U	Order-no.	UP
483	44	1	01.103.231.X	6 units
483	88	2	01.103.232.X	3 units



CUD00021



CUD00023



CUD00022

Multifunctional Rail

- For cabling guiding and fixation with cable ties
 - Universal fixation possibilities with holes for cage nut installation
 - Flexible distance between 2 multi-rails by installation with T-Slot system
- Installation position**
- in depth at the 19" vertical profiles
- Material**
- sheet steel 1,5 mm
- Surface**
- Zinc coated
- Supply schedule**
- 1 Multifunctional rail

d	Order-no.	UP
715	01.331.784.7	1 unit
740	01.331.785.7	1 unit
765	01.331.786.7	1 unit



RAC20023

Cable Routing Ring

- For organized cable management.
- Open version, no threading
- Secured on the T-slots of the vertical extrusions
- Any installation position selectable
- **Material / Finish**
 - PA 6, GF 15, black, UL 94-HB

- **Supply schedule**
 - 5 x cable routing rings
 - 1 x Mounting kit
- **How supplied**
 - In sets



ELM00025

Model	Order-no.	UP
54 x 118 mm	01.312.207.9	5 units

Cable Routing QuickStrip

- For organized cable management
- Dimension:
 - Outside 61 mm x 42,5 mm
 - Inside 52 mm x 23 mm
- **Material**
 - PA 6, GF30, grey

- **Supply schedule**
 - 10 QuickStrip cable routing ties
- **How supplied**
 - In sets
- **Note**
 - Please order mounting material separately



MEC20185

Model	Order-no.	UP
QuickStrip	00.218.506.0	10 units

Cable Band Clip


- For organized cable management
- For securing harnesses and cables with large cross sections
- Quick and easy mounting
- Clips into T-slots in any position
- Includes releasable clip

- **Material**
 - PA 6.6, black, UL 94-V0
- **Supply schedule**
 - 20 units
- **How supplied**
 - In sets



ELM00049

Order-no.	UP
01.240.548.9	20 units



ELM00050


Cable Cantilever

- Easy mounting in rack /on the shelf; easy connection/disconnection from shelf or rack with a spring clip
- Guarantees defined and kink-free cable management
- Minimum space requirement at the back of shelves: 40 mm
- **Material / Finish**
 - Sheet steel, 1,5 mm, zinc passivated

- **Supply schedule**
 - 1 x cable cantilever
 - 1 x Mounting kit
- **How supplied**
 - In sets



MEC20154



MEC88005

Type	Order-no.	UP
2-piece	05.040.096.0	1 unit

19" Cable Routing Board 1 U

- For orderly cable routing
 - Enables safe and secure cable routing of copper and fiberglass cables
- Material / Finish**
- Type 1:**
- Front plate, sheet steel, 1.5 mm, powder coated.
- Type 2:**
- Front plate, sheet steel, 1.0 mm, powder coated
- Color**
- Final digit of order number .1:**
- RAL 7035, light grey.
- Final digit of order number .8:**
- RAL 7021 dark-grey
- External dimensions**
- Cable routing:**
- Type 1: 55 x 22 mm, plastic
 - Type 2: 95 x 32 mm, steel
- Supply schedule**
- 1 x 19" front plate
 - 5 x cable routers
- How supplied**
- Pre-assembled
- Note**
- Please also order mounting material for front plates

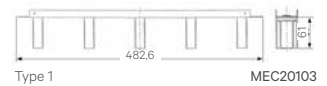
W	U	Jumpering space	Model	Order-no.	UP
483	1	from 80 mm	Type 1	05.040.111.X	1 unit
483	1	from 123 mm	Type 2	01.117.144.X	1 unit



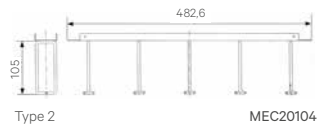
Type 1 MEC00110



Type 2 MEC20014



Type 1 MEC20103



Type 2 MEC20104

Velcro Rolls (by the meter)

- For strain-free fastening and bundling of Cu and fiber optic cables
 - Velcro rolls can be cut to any required length
- Material / Color**
- Black, One-Wrap fastener
 - F.R.T., UL 94-V2
 - Blue: One-Wrap fastener
- Supply schedule**
- 1 meter or 25 meter Velcro rolls
- How supplied**
- Sold by the meter

W	U	Model	Order-no.	UP
16	1000	Black	05.040.060.9	1 meter
16	1000	Blue	05.040.061.9	1 meter
16	25000	Black	05.040.065.9	25 meters
16	25000	Blue	05.040.066.9	25 meters



MEC20048




MEC20147

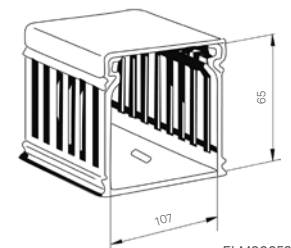
Cable Duct

- Ideal for organized and covered cable management of jumper cables
- Material**
- Hard PVC
- Finish**
- Stone-grey RAL 7030
- Supply schedule**
- 1 x cable duct with cover
 - 1 x Mounting kit

L	Order-no.	UP
2000	01.117.098.3	1 unit



ELM00004



ELM00052

Dimensions in mm: W = Width
H = Height
D = Depth
h = Installation height
d = Useful depth
L = Length

HU = Standard height unit, 1 HU = 44.45 mm
19" = 482.6 mm
UP = Unit of packaging

Conversion: 1 inch = 25.4 mm
1 pound = 453.6 g

Replace „x“ with the number of your color choice

Velcro® Strip with Plastic Eyelet

- For mounting non-standard components
- For bundling cables
- **Material**
 - Polypropylene/polyamide
- **Color**
 - Black
- **Supply schedule**
 - 20 Velcro strips
- **How supplied**
 - Flat packed kit



MEC20025

W	H	D	L	Order no.	UP
16			300	01.240.550.9	20 units

Cable Routing Set

- For tidy and orderly cable management
- **Dimensions:**
 - External: 61 mm x 42.5 mm
 - Internal: 52 mm x 23 mm
- **Material**
 - PA 6 GF30, light-grey
- **Supply schedule**
 - 10 cable routers
- **How supplied**
 - Flat packed kit
- **Note**
 - Please order suitable mounting material



MEC20158

Model	Order no.	UP
Screw-on	05.040.113.9	10 units
Modular	05.040.112.9	10 units

Dimensions in mm: W = Width
 H = Height
 D = Depth
 h = Installation height
 d = Useful depth
 L = Length

HU = Standard height unit, 1 HU = 44.45 mm
 19" = 482.6 mm,
 UP = Unit of packaging

Conversion: 1 inch = 25.4 mm
 1 pound = 453.6 g

Replace „x“ with the number of your color choice

C extrusion Rail

- Cables secured with U-clamps or cable clamping bars

- Supply schedule**
 - 1x C extrusion rail

W	L	Order-no.	UP
19"	508	01.110.719.9	1 unit



MIR00096

U Clamp

- Reduces cabling strain and permits individual routing of cables and lines
- Clamping range, 8–64 mm

- Supply schedule**
 - 25 x U clamps
 - 25 x clamping saddles

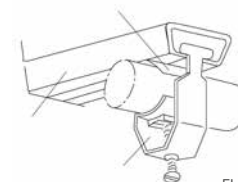
- Material**
 - Steel / plastic

- How supplied**
 - In sets

Clamping range	Order-no.	UP
8–12 mm	05.040.150.9	1 unit
12–16 mm	05.040.151.9	1 unit
16–22 mm	05.040.152.9	1 unit
22–28 mm	05.040.154.9	1 unit
34–40 mm	05.040.155.9	1 unit
46–52 mm	05.040.157.9	1 unit



MIR00096



ELM00086

M5 Threaded Plate

- Used with C extrusion rails

- Supply schedule**
 - 20 x threaded plates

- Material / Finish**
 - Flat rolled steel, 4.0 mm, zinc passivated.

- How supplied**
 - In sets

Order-no.	UP
05.040.077.9	1 set



MEC20051

Cable Clamping Bar

- Clips onto the C extrusion rail

- Supply schedule**
 - 1 set of 10 cable clamping bars

- Material**
 - Polyamide, black

- How supplied**
 - In sets

Order-no.	UP
01.130.869.9	10 units



MEC00114

Front Panel Mounting Kit, T-slot, M5 wide

- For mounting 19" front panels and 19" components
- **Supply schedule**
 - Type 1:**
 - 50 spring nuts, M5 wide
 - 50 oval head screws, Z-form, M5 x 10
 - Type 2:**
 - 50 spring nuts, M5 wide
 - 50 countersunk screws, M5 x 12
 - 50 rosettes
- **How supplied**
 - Flat-packed kit

W	H	D	Model	Order-no.	UP
			Type 1: Z-form screw	05.041.335.9	1 set
			Type 2: Screw+rosette	05.041.340.9	1 set



MEC20129




MEC20130

Spring Nut

- For clipping into T-slots at any position
- **Type 1:**
 - M5 wide
 - T-nut size: 10 x 13 mm
- **Type 2:**
 - M5 narrow
 - T-nut size: 8 x 13 mm
- **Type 3:**
 - M6
 - T-nut size: 10 x 13 mm
- **Supply schedule**
 - 50 spring nuts
- **How supplied**
 - Flat-packed kit

W	H	D	Model	Order-no.	UP
			Typ 1: M5 breit	01.350.431.9	1 set
			Typ 2: M5 schmal	05.041.503.9	1 set
			Typ 3: M6	01.350.405.9	1 set



MEC00060

Oval Head Screw

- IEC DIN 967
- **Supply schedule**
 - 50 oval head screws, Z-form
- **How supplied**
 - Flat-packed kit

W	H	D	Model	Order-no.	UP
			M5 x 10	05.041.330.9	1 set
			M5 x 16	05.041.331.9	1 set
			M6 x 10	05.041.332.9	1 set
			M6 x 16	05.041.333.9	1 set



MEC20140

Countersunk Screw + Rosette

- IEC DIN EN ISO 7047
- **Supply schedule**
 - 50 countersunk screws
 - 50 rosettes
- **How supplied**
 - Flat-packed kit

W	H	D	Model	Order-no.	UP
			M5 x 12	05.041.203.9	1 set
			M5 x 16	05.041.290.9	1 set

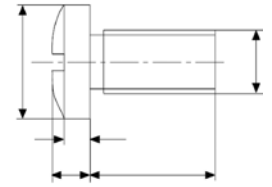


MEC20141

Oval Head Screw With Phillips head

- IEC DIN EN ISO 7045
- **Supply schedule**
 - 1 set of 50 units

W	H	D	L	Model	Order-no.	UP
			8	M 4 no washer	05.041.607.8	1 set
			8	M 5 no washer	05.041.611.8	1 set
			12	M 4 no washer	05.041.609.8	1 set
			12	M 5 with washer	05.041.613.8	1 set
			16	M 5 with washer	05.041.614.8	1 set
			16	M 6 with washer	05.041.616.8	1 set

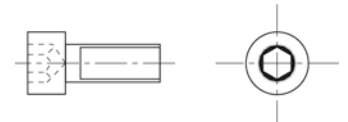


MEC00014

Cylinder Screw M6 x 10 self-securing

- **Supply schedule**
 - 1 set of 100 units

Order-no.	UP
01.350.402.9	100 units



MIR00121

Phillips Head Screw With washer

- **Supply schedule**
 - 1 set of 100 units

Order-no.	UP
01.350.401.9	100 units

Cage Nut

- For clipping into extrusions with mounting holes
- **Type 1:**
 - Plate, 1,5 mm for Dacobas Rack/Miracel / Smaract / ConAct /SoHo.
- **Type 2:**
 - Plate, 2,5 mm for Miracel Server /Smaract Server/ DoubleProRack mounting holes
- **Supply schedule**
 - 50 x cage nuts
- **How supplied**
 - In sets



MEC20139

Model	Order-no.	UP
M5: Type 1: Plate, 1,5 mm	05.041.513.7	1 set
M5: Type 2: Plate, 2,5 mm	05.041.518.7	1 set
M6: Type 1: Plate, 1,5 mm	05.041.514.7	1 set
M6: Type 2: Plate, 2,5 mm	05.041.519.7	1 set

Dimensions in mm: W = Width
H = Height
D = Depth
h = Installation height
d = Useful depth
L = Length

HU = Standard height unit, 1 HU = 44,45 mm
19" = 482,6 mm,
UP = Unit of packaging

Conversion: 1 inch = 25,4 mm
1 pound = 453,6 g

Replace „x“ with the number of your color choice

Distribution Box

- For mounting trade-standard installation technology DIN rail components, such as fuses, clamps, relays, etc.
 - When installed, the mounting level can be pulled out at the front and locked in position, significantly simplifying the wiring of the individual components. Not available for "fixed installation" model. Up on request: Delivered assembled and wired. Further versions and models up on request.
 - Installation space for up to 22 pieces of equipment with 18 mm width each.
 - Mounting of the TS35 DIN rail on several levels with simple plug-in connection. Not available for "fixed installation" model.
 - „Snap-in" mounting of DIN rail components.
 - Easy access to the protective grounding and neutral conductor rails from the front.
 - Various positioning options available for N and PE rails. Not available for "fixed installation" model.
 - Cable entry at the rear via double brush strip (optionally via bushing sockets).
 - Cable strain relief on the inside and therefore accessible from the front.
 - Labeling strips on the front, above and below the installation space.
 - Installation options available for power distribution with 230 V AC, but also in the low-voltage range (e.g. 48 V DC).
 - 19" slot-in, 3 U, depth 150 mm.
- **Material / Finish**
 - Panels powder-coated texture, RAL 7035 light-grey.
 - Main unit, sheet steel, zinc-passivated
 - **Supply schedule**
 - 1 x distribution box
 - Including N and PE rails, cable entry, cable strain relief, empty panel covers and grounding set
 - **How supplied**
 - Fully assembled



HEI00379



HEI20282

W	H	D	U	19"	Model	Order-no.	UP
482,6	134	150	3	•	Pull-out	03.013.385.1	1 unit

Cable Ports for distribution box

- Alternative to cable entry via brush strip with mounting of distribution box in open racks
- Material/finish
 - Sheet steel, zinc-passivated
- **Supply schedule**
 - 1 cable port panel
 - 11 bushing sockets
 - Mounting material



HEI00234

W	H	D	Model	Order-no.	UP
				03.013.386.1	1 unit

Cable Routing Set

- For cable routing on the T-slots of the Knürr extrusions, for example
- **Color**
 - Grey

- **Supply schedule**
 - 1 spiral cable
 - Mounting material
- **How supplied**
 - Flat packed kit

D	L	Model	Order no.	UP
40	500	Gray	01.350.543.9	1 unit
20	500	Gray	01.350.542.9	1 unit
40	500	Black	01.350.545.9	1 unit



MOB00241

RJ 45 Network Port

- For mounting in the technical pedestal
- With retaining bracket
- **Color**
 - Socket: RAL 9010 pure white

- **Supply schedule**
 - 1 on plaster socket (2x RJ45 YAD-CAT6 8/8)
 - 1 mounting bracket
 - Mounting material

Order no.	UP
01.350.553.9	1 unit



ERG20061

Dimensions in mm: W = Width
 H = Height
 D = Depth
 h = Installation height
 d = Useful depth
 L = Length

HU = Standard height unit, 1 HU = 44.45 mm
 19" = 482.6 mm,
 UP = Unit of packaging

Conversion: 1 inch = 25.4 mm
 1 pound = 453.6 g

Replace „x“ with the number of your color choice

Modular Terminal Box

- For 230V electro-installation on-site
 - With series terminal, 8 x 42
 - Pg 11/16 entry
 - IP 54
- **Material**
 - High-impact, fire-resistant polystyrene
 - **Supply schedule**
 - 1 modular terminal box
 - 4 Pg compression glands, Pg11



ELM00128

Order no.	UP
01.117.521.9	1 unit

Cable Junction Box

- For 230V electro-installation on-site
 - As fixed-location exchange point
 - Simple and quick mounting
 - Complete with mounting material
- **Supply schedule**
 - 1 cable junction box
 - 1 mounting bracket
 - Mounting material



ELM00033

Order no.	UP
00.078.720.9	1 unit

Equipotential Bonding Bar

- For central earthing of all protective conductors
 - With sealing cover
 - Connection options:
 - 1 x round conductor 8-10 mm Ø
 - 1 x flat conductor up to 30 mm wide or round conductor 8-10 mm Ø
 - 7 x one or several-wire conductors up to 16 mm² or fine wire conductor up to 10 mm²
- **Material**
 - Base and cover, high-impact plastic
 - Contact strip, brass, nickel-plated
 - **Supply schedule**
 - 1 equipotential bonding bar



ELM00114

Order no.	UP
01.117.524.3	1 unit

MODULAR ELECTRONIC WORKSTATIONS

137 to 142



MODULAR WORKSTATION FOR ELECTRONICS ENGINEERS

Combinable modules, that meet all technological requirements with numerous practical features!

Experience, know-how, competence:

For over 25 years Knürr has been a recognised specialist for electronic workstations for applications in the electronics industry, automotive engineering, medical technology, and research and development.

Configurations for individual requirements:

- Test and service
- Assembly and production workstation
- Training and instruction workstation
- Development workstation

The Knürr Electronic Workstation is a modular workstation system, that grows with changing requirements:

A continuous evolution of the technology to be integrated requires a high degree of flexibility with workstation superstructures.

From the basic version with integrated horizontal cable duct through to a high-end solution with additional electronic mini distributor rack and/or Knürr Rapomos® equipment carriers as workstation components.

The mature Knürr workstation systems, Dacobas® and Elicon®, can fully integrate their strengths here, which have been continuously further developed over many years.

In addition to its tried, tested and proven modularity, the Electronic Workstation also consistently meets workstation-specific ergonomic requirements.

Knürr Dacobas®

Standard desk with:

- Integrated, horizontal cable duct (accessible from above)

Additionally with:

- Top-mount extrusions
- Electronics mini distributor rack

Additionally with:

- Knürr Rapomos® Equipment Carrier
- Underfit lamp

Additionally with:

- Pedestal drawer unit



Knürr Elicon®



Knürr Dacobas® - Configuration



EAP20060

ESD workstations

	Knürr ESD workstation	$10^6 - 10^8 \text{ Ohm}$
	Safety range for personnel 50 kOhm - infinite	
Safety range: MOS components		
Danger area for personnel	Safety area for personnel and MOS components	Danger area for MOS components
10^3 Ohm	10^5 Ohm	10^9 Ohm

- When computers go crazy, alarm systems no longer function or cash registers simply refuse to work, the gremlin at work is quite often easy enough to identify: Static Electricity.

- The constant development of highly integrated circuits results in increasingly more efficient (but also increasingly smaller!) equipment. Therefore it is all the more important to determine the growing sensitivity of **electrostatic sensitive devices (ESD)**. Even voltages of just 100 – 200 volt are enough to damage microprocessors or MOSFETs.

- High voltages are often triggered by modern plastics, artificial fibres in clothing and carpets, and by low humidity in centrally-heated rooms. Depending on the shoe material, speed and humidity, a person walking across a carpet can be loaded with between 2000 and 20,000 volts.

- There is no doubt about it! The safety of electronic components (not to mention the well-being of the operating personnel) can no longer be guaranteed under these conditions.

- In order to safely neutralize static charges at non-hazardous currents, the electric resistance between the respective component and ground must be between $1\text{M}\Omega$ and $1\text{G}\Omega$. Worktops made from electrically conductive particle board and special conductive HPL-surfaces offer this defined conductivity. Further we recommend to always connect work-places via a $1\text{M}\Omega$ Safety Resistor to building-earth in order to avoid possibly inaccurate earthing resistances on building level.

- With the **ESD workstations from Knürr**, the perfect operational workstation equipment is now available.

- Site insulation in accordance with VDE 0100, § 24 and DIN 57 680 part 2.
- Protection of electronic components against static electricity (EN 61340)



ELI00473

The Basics

- Generation of electrostatic charges cannot always be prevented. Therefore the discharge must be specifically "influenced". Influenced means: All discharge processes must be run controlled and calculable. The calculable discharge process is described by the following exponential function:

$$U(t) = U_0 \cdot e^{-t/RC}$$

U_0 = Initial voltage of the capacitor

R = Leakage resistance

C = Capacity

- By activating the equation towards R , an equation is generated with which an ideal leakage resistance can be ascertained.

$$R_0 = \frac{t_{zul}}{C \cdot \ln(U_0/U_{zul})}$$

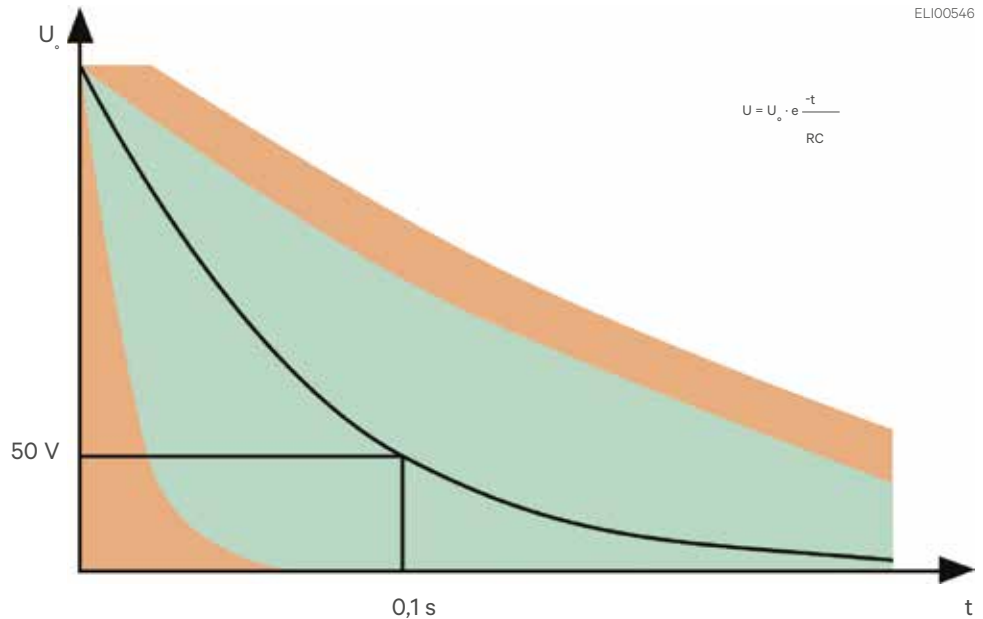
- The optimal discharge curve is consequently achieved. Assuming that the voltage (U_0) must be reduced within 0.1 sec (t_{zul}) to 50 V (U_{zul}) so that the electrostatic endangered components are not under high voltage for too long, the leakage resistance therefore acts as the regulator for a controlled discharge.

- Of course, for the safety of the endangered components it is also helpful if charges can be prevented before they are generated by equalising the different potentials. Conductive work and unit surfaces, plastic parts made of conductive materials, the connection of all parts with one another and with the ESD body are all required for this purpose.



*Electrostatic discharge

Discharge curve of electrostatic charges



- Easily accessible connections for ESD potential equalization, e.g. for measuring and soldering equipment must be available at each workstation. A cable is provided for the safe connection between workstation and ESD potential equalization.
- Easy release connection points for wristbands and other potential equalization conductors are also provided.

- Also included in safeguarding equipment are drawers and storage spaces inside and outside which are made of conductive material for further preventing charges from building up.
- With Knürr ESD workstations, all the necessary requirements are satisfied. For this very reason, both the complete workstation itself and work pieces, tools and operating personnel are all on an equipotential line. If potential differences occur as a result of rubbing or for whatever other reason, safe charge equalization or charge dissipation via earth is implemented immediately.

• Conductive materials

- Last, and certainly by no means least, the safety equipping of Knürr ESD workstations has been made possible with the advances in the development of conductive materials (plastics, laminates, paints). Thanks to these materials we can now successfully unite both **ergonomic requirements** and **modern design** and **safety** in one system.

• Diverse areas of application

- Highly sensitive components do not require just direct protection at electronic workstations; the safety equipping of all other work areas is just as important in this respect. They must also be equipped with conductive desks, chairs, racks, transport trolleys and containers.

If you follow the path of electrostatic endangered components via transport – laboratory – test area – production

- goods output control – packaging through to dispatch, it soon becomes evident that ESD room equipment and ESD accessories have become an indispensable necessity.
- Each of these stations is a part of the quality chain, and as with every chain, a single weak link nullifies the capacities of the other segments.

- **Knürr ESD workstations provide a comprehensive safety solution to ensure efficiency**



Workstations, integral planning

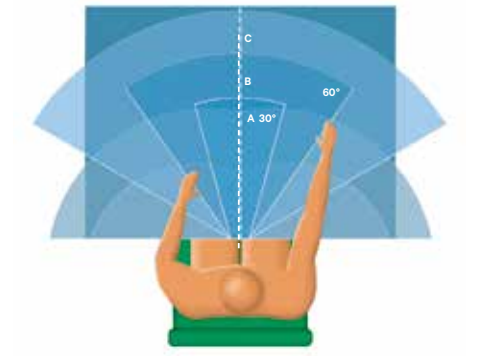
ERGONOMICS

The demands made on modern, ergonomic workstation designs are forever increasing. This is because the design of the working environment, among other factors of course, influences the worker's performance and motivation.

We at Knürr therefore concentrate on occupational medicine know-how in the development of our products. In doing so, Knürr makes a significant positive contribution to the dynamics, efficiency and creativity in the

work process. Scientific studies show that ergonomically well-designed workstations reduce the number of days people cannot work or are ill.

The in-depth expertise of our qualified workstation experts guarantees that every single aspect of ergonomics and modern room planning is covered.



A: Optimal field of vision
B: Maximum field of vision without moving your head
C: Enlarged field of vision including proper head movement

ELI20022

- 1 Tension in the head and neck area is countered by the ergonomic arrangement of the equipment and modules. Flexible height setting and variable tilt setting of +/- 5°.

Free desk top areas, as electronic components and equipment are integrated into the superstructures.



1

LUF20077

- 2 Optimum vision and access space with the adaption of flat screens on multi-functional rails with adjustable swivel arms.



2

LCIC20034

- 3 Glare-free full lighting of the worktop surfaces with integrated underfit lamp.



3

- 4 An ergonomic and consequently comfortable working posture requires sufficient leg space. Without any obstructive desk legs in the link-up area, real leg space is guaranteed with full stability.



4

EAP20037

KNÜRR DACOBAS® ELECTRONIC WORKSTATION

143 to 160



**Knürr Dacobas® Electronic Workstation
Strong points**

Vertical and horizontal cable routing in cable ducts

- 1 The spacious horizontal cable duct of the basic version can be used for cabling and installing electrical components and socket strips.
- 2 Easy cabling and equipment fitting supported by the self-holding cableduct cover. Dust-protected cable entry with brush strip across the entire desk width.

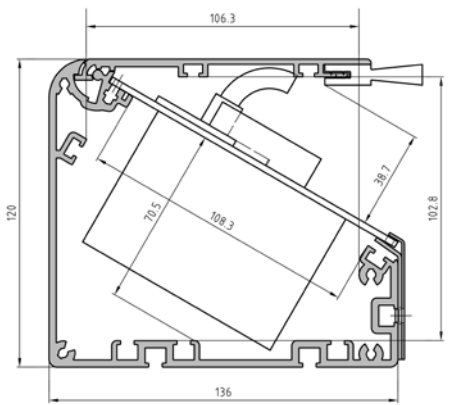
The Knürr Dacobas® Electronic Workstation can be optionally extended with a vertical cable duct on the extrusion.

Superstructures

- 3 Additional work and storage surfaces are created with desktop superstructures. A simple plug and bolt-connection is used here for vertically linking the desktop superstructures (Knürr Rapomos® equipment carrier, electronics mini distributor rack, lighting fixture and storage tray). Later installation and fixing of the components is also possible at any height with patented spring-nut and slot system.



1 EAP20040



1 EAP20058



3 LUF20054



2 LUF20056



3 EAP20047

Knürr Dacobas® Electronic Workstation Strong points

Corners

- 4 The worktops are suitable for numerous different combinations and set-up arrangements. The spacious horizontal cable duct is also accessible from above with the corners and offers the same comfort that the workstation systems offer.

Office pedestal drawer unit and 19" pedestal drawer unit

- 5 Office pedestal units can be mounted fixed at various positions.
- 6 Fixed mounted pedestal for holding 19" components.

Cabling option for 19" pedestal in the horizontal cable duct.

(Can also be mounted later at various positions)



3

EAP20046



4

EAP20006



5

EAP20038



6

EAP20048

Electronic Workstation Strong points

Building one onto the other, the modules of this workstation system meet the numerous technological requirements in a very intelligent way.

- 1 Depending on the special requirements, the Electronic Workstation is based on the Knürr workstation systems, **Dacobas®** or **Elicon®**.

In accordance with respective requirements, a 4-foot system configured for high static loads (Dacobas®) and a height adjustable C-foot system (Elicon®) are available to choose from.

Optimization of the space requirement and costs of integration of the electronic components in the:

- **Cable duct**
Mounting electronic components and socket strips
- **Electronics mini distributor rack**
For electronic components up to 91 mm installation depth in the horizontal pitch raster
- **Knürr Rapomos® equipment carrier**
For electronic components over 91 mm installation depth in the horizontal pitch raster or 19" raster
- **19" pedestal drawer unit**
Fixed mounted pedestal drawer unit for mounting 19" components (Can also be mounted later at various positions)

- 2 Configuration made easy! Individual lab workstation with a **Knürr Rapomos®** equipment carrier and/or a Knürr mini distributor superstructure.

- 3 Electronic components are protected by completely conductive workstations in accordance with ESD Standard.

- 4 Various integration levels of all components can be delivered on request with partial wiring through to complete wiring for immediate start-up.

- 5 Horizontal cable duct already preassembled in the basic version.

- 6 Quick and easy integration of TFT monitors in all standard sizes and levels.



5 LUF20133



6



1 EAP20030



1 RAP00197



2 LUF20056



3 EAP20030



4 LUF20077

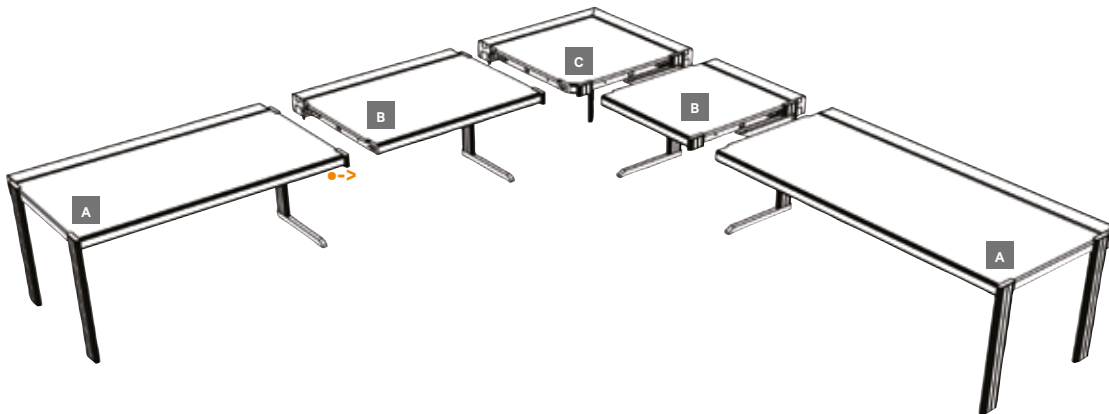
SPACE MANAGEMENT MADE EASY!

Three basic modules enable room layouts for the most diverse applications:

- A Knürr Dacobas® End Desk**
- B Knürr Dacobas® Add-On Desk**
- C Knürr Dacobas® Corner Piece**

Note:

Always begin your planning or combination on the outside left (←→) and add the the desired modules in line with your requirements ...



Also in
ESD version



**Single Desk,
With horizontal cable duct, optional ESD**

- Single desk with 4 legs
- Extruded aluminium with 3 T-slots on each side
- Worktop with aesthetic 70 mm postformed edge at the front
- Desk frame with integrated mounting for 19" pedestals, office pedestal units and horizontal cable duct
- Rear-side spacious horizontal cable duct, accessible from above
- Horizontal cable duct for mounting electrical components
- Horizontal cable duct with self-holding cable duct cover
- Cable duct cover with brush strip for cable entry
- Cable duct and cable duct cover antistatic coated
- Brush strip provides dust protection in the cable entry area in the horizontal cable duct
- Complete cable routing is also possible with workstation link-ups in the horizontal cable duct
- Prepared for socket strip installation
- Rear legs can be extended at any time for mounting vertical cable duct, lights, Knürr Rapomos® mini distributors, flat screens and shelves

ESD:

- Discharging electrostatic charges

Load rating

- 1500 N (static surface load)

Standards

- DIN 68761 for worktops
- EN 438 class for coating material

ESD:

- EN 61340 for electrostatic

Material / Finish

- Legs: extruded aluminium, powder-coated texture
- Worktop: three layer particle board, FP/Y E1 version, fire protection class B2
- Worktop coating: high pressure plastic laminate
- Horizontal cable duct and cable duct cover: extruded aluminium, powder-coated, antistatic texture
- Desk frame: sheet steel, zinc-passivated

ESD:

- Worktop volume conductive
- Work surface conductive

Color

- Legs: RAL 5008, grey-blue
- Worktop and frame trims: light-grey
- Cable duct and cable duct cover: RAL 7035, light-grey, antistatic

Supply schedule

- 1 worktop
- 1 desk frame
- 1 horizontal cable duct with cable duct cover
- 2 frame trims
- 4 legs
- 1 mounting instructions
- Mounting material

How supplied

- Flat packed in modules

Note

- Please also ask for ESD accessories!



EAP20002



Also in ESD version

W	H	D	Order no.	Order no. (ESD)	UP
830	750	800	01.321.002.1	01.361.002.1	1 unit
1030	750	800	01.321.003.1	01.361.003.1	1 unit
1230	750	800	01.321.004.1	01.361.004.1	1 unit
1430	750	800	01.321.005.1	01.361.005.1	1 unit
1630	750	800	01.321.006.1	01.361.006.1	1 unit
1830	750	800	01.321.007.1	01.361.007.1	1 unit
2030	750	800	01.321.008.1	01.361.008.1	1 unit
830	750	1000	01.321.012.1	01.361.012.1	1 unit
1030	750	1000	01.321.013.1	01.361.013.1	1 unit
1230	750	1000	01.321.014.1	01.361.014.1	1 unit
1430	750	1000	01.321.015.1	01.361.015.1	1 unit
1630	750	1000	01.321.016.1	01.361.016.1	1 unit
1830	750	1000	01.321.017.1	01.361.017.1	1 unit
2030	750	1000	01.321.018.1	01.361.018.1	1 unit

Dimensions in mm: W = Width
H = Height
D = Depth
h = Installation height
d = Useful depth
L = Length
HU = Standard height unit, 1 HU = 44,45 mm
HP = Horizontal pitch
OU = Office unit
19" = 482,6 mm.
(Ideal for 19" components in acc. with DIN 41494)
UP = Unit of packaging
Conversion: 1 inch = 25,4 mm
Replace „x“ with the number of your color choice

End Desk, Left

With horizontal cable duct, optional ESD

- End desk, left, with 2 legs on the left and link-up piece on the right
- Extruded aluminium with 3 T-slots on each side
- Worktop with aesthetic 70 mm postformed edge at the front
- Desk frame with integrated mounting for 19" pedestals, office pedestal units and horizontal cable duct
- Rear-side spacious horizontal cable duct, accessible from above
- Horizontal cable duct for mounting electrical components
- Horizontal cable duct with self-holding cable duct cover
- Cable duct cover with brush strip for cable entry
- Cable duct and cable duct cover antistatic coated
- Dust protection in the cable routing area with brush strip
- Complete cable routing is also possible with workstation link-ups in the horizontal cable duct
- Prepared for socket strip installation
- Rear legs can be extended at any time for mounting vertical cable duct, lights, Knürr Rapomos® mini distributors, flat screens and shelves

ESD:

- Discharging electrostatic charges

• Load rating

- 1500 N (static surface load)

• Standards

- DIN 68761 for worktop
- EN 438 for coating material

ESD:

- EN 61340 for electrostatic

• Material / Finish

- Legs: extruded aluminium, powder-coated texture
- Worktop: three layer particle board, FP/Y E1 version, fire protection class B2
- Worktop coating: high pressure plastic laminate
- Horizontal cable duct and cable duct cover: extruded aluminium, powder-coated, antistatic texture
- Desk frame: sheet steel, zinc-passivated
- Worktop volume conductive
- Work surface conductive

• Color

- Legs: RAL 5008, grey-blue
- Worktop and frame trims: light-grey
- Cable duct and cable duct cover: RAL 7035, light-grey, antistatic

• Supply schedule

- 1 worktop
- 1 desk frame
- 1 horizontal cable duct with cable duct cover
- 1 frame trim
- 2 legs
- 1 link-up side piece
- 1 mounting instructions
- Mounting material

• How supplied

- Flat packed in modules

• Note

- Please also ask for ESD accessories!



EAP20001



Also in ESD version

W	H	D	Order no.	Order no. (ESD)	UP
830	750	800	01.321.022.1	01.361.022.1	1 unit
1030	750	800	01.321.023.1	01.361.023.1	1 unit
1230	750	800	01.321.024.1	01.361.024.1	1 unit
1430	750	800	01.321.025.1	01.361.025.1	1 unit
1630	750	800	01.321.026.1	01.361.026.1	1 unit
1830	750	800	01.321.027.1	01.361.027.1	1 unit
2030	750	800	01.321.028.1	01.361.028.1	1 unit
830	750	1000	01.321.032.1	01.361.032.1	1 unit
1030	750	1000	01.321.033.1	01.361.033.1	1 unit
1230	750	1000	01.321.034.1	01.361.034.1	1 unit
1430	750	1000	01.321.035.1	01.361.035.1	1 unit
1630	750	1000	01.321.036.1	01.361.036.1	1 unit
1830	750	1000	01.321.037.1	01.361.037.1	1 unit
2030	750	1000	01.321.038.1	01.361.038.1	1 unit

Add-On Desk

With horizontal cable duct, optional ESD

- Add-on desk with link-up side piece, on the right
- Extruded aluminium with 3 T-slots on each side
- Worktop with aesthetic 70 mm postformed edge at the front
- Desk frame with integrated mounting for 19" pedestals, office pedestal units and horizontal cable duct
- Rear-side spacious horizontal cable duct, accessible from above
- Horizontal cable duct for mounting electrical components
- Horizontal cable duct with self-holding cable duct cover
- Cable duct cover with brush strip for cable entry
- Cable duct and cable duct cover antistatic coated
- Dust protection in the cable routing area with brush strip
- Complete cable routing is also possible with workstation link-ups in the horizontal cable duct
- Prepared for socket strip installation
- Rear leg can be extended at any time for mounting vertical cable duct, lights, Knürr Rapomos® mini distributors, flat screens and shelves

ESD:

- Discharging electrostatic charges

Load rating

- 1500 N (static surface load)

Standards

- DIN 68761 for worktops
- EN 438 for coating material

ESD:

- EN 61340 for electrostatic

Material / Finish

- Legs: extruded aluminium, powder-coated texture
- Worktop: three layer particle board, FP/Y E1 version, fire protection class B2
- Worktop coating: high pressure plastic laminate
- Horizontal cable duct and cable duct cover: extruded aluminium, powder-coated, antistatic texture
- Desk frame: sheet steel, zinc-passivated
- Worktop volume conductive
- Work surface conductive

Color

- Leg: RAL 5008, grey-blue
- Worktop and frame trims: light-grey
- Cable duct and cable duct cover: RAL 7035, light-grey, antistatic

Supply schedule

- 1 worktop
- 1 desk frame
- 1 horizontal cable duct with cable duct cover
- 1 link-up side piece
- 1 mounting instructions
- Mounting material

How supplied

- Flat packed in modules

Note

- Please also ask for ESD accessories!



EAP20005



Also in ESD version

W	H	D	Order no.	Order no. (ESD)	UP
830	750	800	01.321.062.1	01.361.062.1	1 unit
1030	750	800	01.321.063.1	01.361.063.1	1 unit
1230	750	800	01.321.064.1	01.361.064.1	1 unit
1430	750	800	01.321.065.1	01.361.065.1	1 unit
1630	750	800	01.321.066.1	01.361.066.1	1 unit
1830	750	800	01.321.067.1	01.361.067.1	1 unit
2030	750	800	01.321.068.1	01.361.068.1	1 unit
830	750	1000	01.321.072.1	01.361.072.1	1 unit
1030	750	1000	01.321.073.1	01.361.073.1	1 unit
1230	750	1000	01.321.074.1	01.361.074.1	1 unit
1430	750	1000	01.321.075.1	01.361.075.1	1 unit
1630	750	1000	01.321.076.1	01.361.076.1	1 unit
1830	750	1000	01.321.077.1	01.361.077.1	1 unit
2030	750	1000	01.321.078.1	01.361.078.1	1 unit

Dimensions in mm: W = Width
H = Height
D = Depth
h = Installation height
d = Useful depth
L = Length
HU = Standard height unit, 1 HU = 44,45 mm
HP = Horizontal pitch
OU = Office unit
19" = 482,6 mm.
(ideal for 19" components in acc. with DIN 41494)
UP = Unit of packaging
Conversion: 1 inch = 25,4 mm
Replace „x“ with the number of your color choice

End Desk, Right

With horizontal cable duct, optional ESD

- End desk, right, with two legs on the right
- Extruded aluminium with 3 T-slots on each side
- Worktop with aesthetic 70 mm postformed edge at the front
- Desk frame with integrated mounting for 19" pedestals, office pedestal units and horizontal cable duct
- Rear-side spacious horizontal cable duct, accessible from above
- Horizontal cable duct for mounting electrical components
- Horizontal cable duct with self-holding cable duct cover
- Cable duct cover with brush strip for cable entry
- Cable duct and cable duct cover antistatic coated
- Dust protection in the cable routing area with brush strip
- Complete cable routing is also possible with workstation link-ups in the horizontal cable duct
- Prepared for socket strip installation
- Rear leg can be extended at any time for mounting vertical cable duct, lights, Knürr Rapomos® mini distributors, flat screens and shelves

ESD:

- Discharging electrostatic charges

• Load rating

- 1500 N (static surface load)

• Standards

- DIN 68761 for worktops
- EN 438 for coating material

ESD:

- EN 61340 for electrostatic

• Material / Finish

- Legs: extruded aluminium, powder-coated texture
- Worktop: three layer particle board, FP/Y E1 version, fire protection class B2
- Worktop coating: high pressure plastic laminate
- Horizontal cable duct and cable duct cover: extruded aluminium, powder-coated, antistatic texture
- Desk frame: sheet steel, zinc-passivated
- Worktop volume conductive
- Work surface conductive

• Color

- Legs: RAL 5008, grey-blue
- Worktop and frame trims: light-grey
- Cable duct and cable duct cover: RAL 7035, light-grey, antistatic

• Supply schedule

- 1 worktop
- 1 desk frame
- 1 horizontal cable duct with cable duct cover
- 1 frame trim
- 2 legs
- 1 mounting instructions
- Mounting material

• How supplied

- Flat packed in modules

• Note

- Please also ask for ESD accessories!



EAP20004



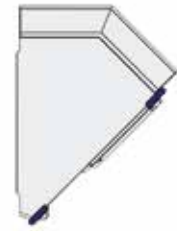
Also in ESD version

W	H	D	Order no.	Order no. (ESD)	UP
830	750	800	01.321.042.1	01.361.042.1	1 unit
1030	750	800	01.321.043.1	01.361.042.1	1 unit
1230	750	800	01.321.044.1	01.361.042.1	1 unit
1430	750	800	01.321.045.1	01.361.042.1	1 unit
1630	750	800	01.321.046.1	01.361.042.1	1 unit
1830	750	800	01.321.047.1	01.361.042.1	1 unit
2030	750	800	01.321.048.1	01.361.042.1	1 unit
830	750	1000	01.321.052.1	01.361.052.1	1 unit
1030	750	1000	01.321.053.1	01.361.053.1	1 unit
1230	750	1000	01.321.054.1	01.361.054.1	1 unit
1430	750	1000	01.321.055.1	01.361.055.1	1 unit
1630	750	1000	01.321.056.1	01.361.056.1	1 unit
1830	750	1000	01.321.057.1	01.361.057.1	1 unit
2030	750	1000	01.321.058.1	01.361.058.1	1 unit

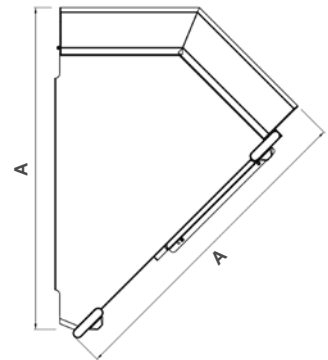
**Knürr Dacobas® 45° Corner
With horizontal cable duct**

- Standard and ESD models possible
 - ESD model for discharging electrostatic charges
 - 45° corner with link-up side piece, right
 - Extruded aluminium with 3 T-slots on each side
 - Corner worktop with aesthetic 70 mm postformed edge at the front
 - Corner frame with integrated mounting for horizontal cable duct
 - All-round spacious horizontal cable duct, accessible from above
 - Horizontal cable duct for mounting electrical components
 - Horizontal cable duct with self-holding cable duct cover
 - Cable duct cover with brush strip for cable entry
 - Cable duct and cable duct cover antistatic coated
 - Dust protection in the cable routing area with brush strip
 - Complete cable routing is also possible with workstation link-ups in the horizontal cable duct
 - Prepared for socket strip installation
 - Rear leg can be extended at any time for mounting vertical cable duct
- **Load rating**
 - 1500 N (static surface load)
 - **Standards**
 - DIN 68761 for worktops
 - EN 438 for coating material
 - EN 61340 for electrostatic (for ESD model)

- **Material / Finish**
 - Leg: extruded aluminium, powder-coated texture
 - Corner worktop: three layer particle board, FP/Y E1 version, fire protection class B2
 - Volume conductive (for ESD model)
 - Corner worktop coating: high pressure plastic laminate (conductive with ESD)
 - Horizontal cable duct and cable duct cover: extruded aluminium, power-coated antistatic texture
 - Corner frame: sheet steel, zinc-passivated
- **Color**
 - Leg: RAL 5008, grey-blue
 - Corner worktop: light-grey
 - Cable duct and cable duct cover: RAL 7035, light-grey, antistatic
- **Supply schedule**
 - 1 corner worktop
 - 1 corner frame
 - 1 horizontal cable duct with cable duct cover
 - 1 link-up side piece
 - 1 mounting instructions
 - Mounting material
- **How supplied**
 - Flat packed in modules
- **Note**
 - Please also ask for ESD accessories!



EAP20029



EAP20065

H	A	Model	Order no.	UP
750	800	Standard	01.321.086.1	1 unit
750	1000	Standard	01.321.087.1	1 unit
750	800	ESD	01.361.086.1	1 unit
750	1000	ESD	01.361.087.1	1 unit

Dimensions in mm: W = Width
H = Height
D = Depth
h = Installation height
d = Useful depth
L = Length

HU = Standard height unit, 1 HU = 44,45 mm
HP = Horizontal pitch
OU = Office unit
19" = 482,6 mm, (ideal for 19" components in acc. with DIN 41494)
UP = Unit of packaging

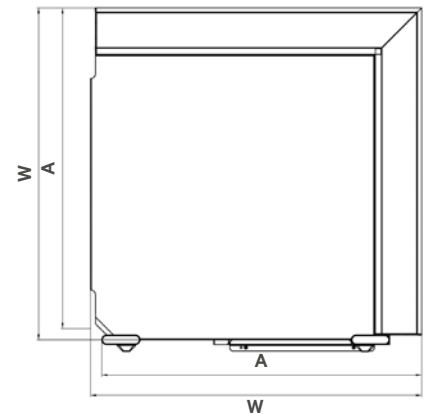
Conversion: 1 inch = 25,4 mm
Replace „x“ with the number of your color choice

Knürr Dacobas® 90° Wall Corner With horizontal cable duct

- Standard and ESD models possible
 - ESD version for discharging electrostatic charges
 - Wall corner with link-up side piece, right
 - Extruded aluminium with 3 T-slots on each side
 - Wall corner worktop with aesthetic 70 mm postformed edge at the front
 - Wall corner frame with integrated mounting for horizontal cable duct
 - All-round spacious horizontal cable duct, accessible from above
 - Horizontal cable duct for mounting electrical components
 - Horizontal cable duct with self-holding cable duct cover
 - Cable duct cover with brush strip for cable entry
 - Cable duct and cable duct cover antistatic coated
 - Dust protection in the cable routing area with brush strip
 - Complete cable routing is also possible with workstation link-ups in the horizontal cable duct
 - Prepared for socket strip installation
 - Rear leg can be extended at any time for mounting vertical cable duct
- **Material / Finish**
 - Leg: extruded aluminium, powder-coated texture
 - Wall corner worktop: three layer particle board, FP/Y E1 version, fire protection class B2
 - Volume conductive (for ESD model)
 - Wall corner worktop coating: High pressure plastic laminate (conductive with ESD)
 - Horizontal cable duct and cable duct cover: extruded aluminium, power-coated antistatic texture
 - Wall corner frame: sheet steel, zinc-passivated
 - **Color**
 - Leg: RAL 5008, grey-blue
 - Wall corner worktop: light-grey
 - Cable duct and cable duct cover: RAL 7035, light-grey, antistatic
 - **Supply schedule**
 - 1 wall corner worktop
 - 1 wall corner frame
 - 1 horizontal cable duct with cable duct cover
 - 1 link-up side piece
 - 1 mounting instructions
 - Mounting material
 - **How supplied**
 - Flat packed in modules
 - **Note**
 - Please also ask for ESD accessories!
- **Load rating**
 - 1500 N (static surface load)
 - **Standards**
 - DIN 68761 for worktops
 - EN 438 for coating material
 - EN 61340 for electrostatic (for ESD model)



EAP20031



EAP20066

H	W	A	Model	Order no.	UP
750	1035	800	Standard	01.321.080.1	1 unit
750	1035	1000	Standard	01.321.081.1	1 unit
750	1035	800	ESD	01.361.080.1	1 unit
750	1035	1000	ESD	01.361.081.1	1 unit

**Knürr Dacobas® 90° Triangle Corner
With horizontal cable duct**

- Standard and ESD models possible
- ESD version for discharging electrostatic charges
- 90° triangle corner with link-up side piece, right
- Extruded aluminium with 3 T-slots on each side
- Triangle corner worktop with aesthetic 70 mm postformed edge at the front
- Triangle corner frame with integrated mounting for horizontal cable duct
- All-round spacious horizontal cable duct, accessible from above
- Horizontal cable duct for mounting electrical components
- Horizontal cable duct with self-holding cable duct cover
- Cable duct cover with brush strip for cable entry
- Cable duct and cable duct cover antistatic coated
- Dust protection in the cable routing area with brush strip
- Complete cable routing is also possible with workstation link-ups in the horizontal cable duct
- Prepared for socket strip installation
- Rear leg can be extended at any time for mounting vertical cable duct

• **Load rating**

- 1500 N (static surface load)

• **Standards**

- DIN 68761 for triangle corner worktops
- EN 438 for coating material
- EN 61340 for electrostatic (for ESD model)

• **Material / Finish**

- Leg: extruded aluminium, powder-coated texture
- Triangle corner worktop, three layer particle board, FP/Y E1 version, fire protection class B2
- Volume conductive (for ESD model)
- Triangle corner worktop coating: High pressure plastic laminate (conductive with ESD)
- Horizontal cable duct and cable duct cover: extruded aluminium, power-coated antistatic texture
- Wall corner frame: sheet steel, zinc-passivated

• **Color**

- Leg: RAL 5008, grey-blue
- Triangle corner worktop: light-grey
- Cable duct and cable duct cover: RAL 7035, light-grey, antistatic

• **Supply schedule**

- 1 triangle corner worktop
- 1 triangle corner frame
- 1 horizontal cable duct with cable duct cover
- 1 link-up side piece
- 1 mounting instructions
- Mounting material

• **How supplied**

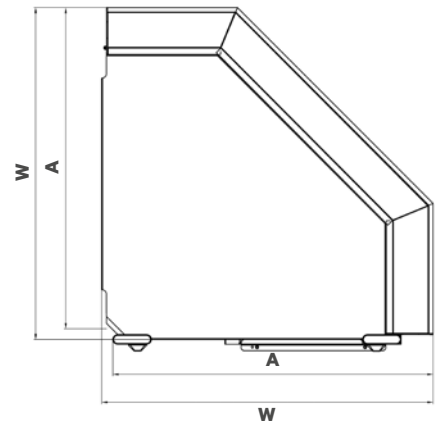
- Flat packed in modules

• **Note**

- Please also ask for ESD accessories!



EAP20030



EAP20067

H	W	A	Model	Order no.	UP
750	1035	800	Standard	01.321.088.1	1 unit
750	1035	1000	Standard	01.321.089.1	1 unit
750	1035	800	ESD	01.361.088.1	1 unit
750	1035	1000	ESD	01.361.089.1	1 unit

Dimensions in mm: W = Width
 H = Height
 D = Depth
 h = Installation height
 d = Useful depth
 L = Length
 HU = Standard height unit, 1 HU = 44.45 mm
 HP = Horizontal pitch
 OU = Office unit 19" = 482.6 mm, (ideal for 19" components in acc. with DIN 41494)
 UP = Unit of packaging
 Replace „x“ with the number of your color choice

Conversion: 1 inch = 25,4 mm

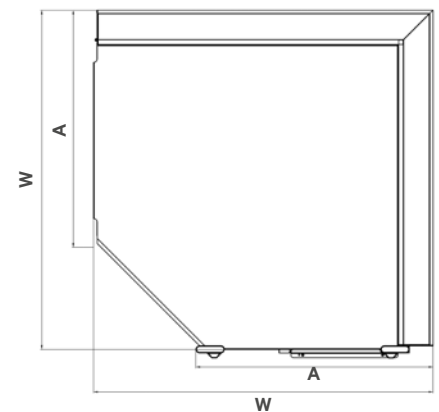
Dacobas® Trapezoid Wall Corner With horizontal cable duct

- Standard and ESD models possible
 - ESD version for discharging electrostatic charges
 - Trapezoid wall corner with link-up side piece, on the right
 - Extruded aluminium with 3 T-slots on each side
 - Trapezoid wall corner worktop with aesthetic 70 mm postformed edge at the front
 - Trapezoid wall corner frame with integrated mounting for horizontal cable duct
 - All-round spacious horizontal cable duct, accessible from above
 - Horizontal cable duct for mounting electrical components
 - Horizontal cable duct with self-holding cable duct cover
 - Cable duct cover with brush strip for cable entry
 - Cable duct and cable duct cover antistatic coated
 - Dust protection in the cable routing area with brush strip
 - Complete cable routing is also possible with workstation link-ups in the horizontal cable duct
 - Prepared for socket strip installation
 - Rear leg can be extended at any time for mounting vertical cable duct
- **Material / Finish**
 - Leg: extruded aluminium, powder-coated texture
 - Trapezoid wall corner worktop: three layer particle board, FP/Y E1 version, fire protection class B2
 - Volume conductive (for ESD model)
 - Trapezoid wall corner worktop coating: high pressure plastic laminate (conductive with ESD)
 - Horizontal cable duct and cable duct cover: extruded aluminium, power-coated antistatic texture
 - Trapezoid wall corner frame: sheet steel, zinc-passivated
 - **Color**
 - Leg: RAL 5008, grey-blue
 - Trapezoid wall corner worktop: light-grey
 - Cable duct and cable duct cover: RAL 7035, light-grey, antistatic
 - **Supply schedule**
 - 1 trapezoid wall corner worktop
 - 1 trapezoid wall corner frame
 - 1 horizontal cable duct with cable duct cover
 - 1 link-up side piece
 - 1 mounting instructions
 - Mounting material
 - **How supplied**
 - Flat packed in modules
 - **Note**
 - Please also ask for ESD accessories!
- **Load rating**
 - 1500 N (static surface load)
 - **Standards**
 - DIN 68761 for trapezoid wall corner worktop
 - EN 438 for coating material
 - EN 61340 for electrostatic (for ESD model)

H	W	A	Model	Order no.	UP
750	1432	800	Standard	01.321.082.1	1 unit
750	1432	1000	Standard	01.321.083.1	1 unit
750	1432	800	ESD	01.361.082.1	1 unit
750	1432	1000	ESD	01.361.083.1	1 unit



EAP20033



EAP20068

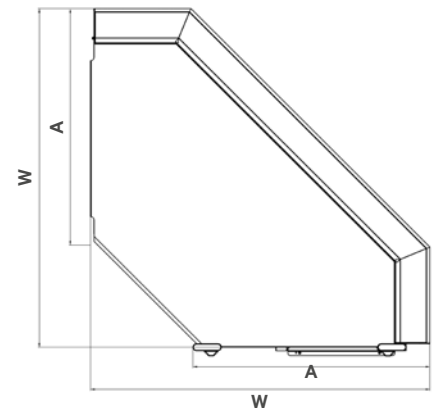
**Knürr Dacobas® Trapezoid Corner
With horizontal cable duct**

- Standard and ESD models possible
 - ESD version for discharging electrostatic charges
 - Trapezoid corner with link-up side piece, on the right
 - Extruded aluminium with 3 T-slots on each side
 - Trapezoid corner worktop with aesthetic 70 mm postformed edge at the front
 - Trapezoid corner frame with integrated mounting for horizontal cable duct
 - All-round spacious horizontal cable duct, accessible from above
 - Horizontal cable duct for mounting electrical components
 - Horizontal cable duct with self-holding cable duct cover
 - Cable duct cover with brush strip for cable entry
 - Cable duct and cable duct cover antistatic coated
 - Dust protection in the cable routing area with brush strip
 - Complete cable routing is also possible with workstation link-ups in the horizontal cable duct
 - Prepared for socket strip installation
 - Rear leg can be extended at any time for mounting vertical cable duct
- **Load rating**
 - 1500 N (static surface load)
 - **Standards**
 - DIN 68761 for trapezoid corner worktop
 - EN 438 for coating material
 - EN 61340 for electrostatic (for ESD model)

- **Material / Finish**
 - Leg: extruded aluminium, powder-coated texture
 - Trapezoid corner worktop: three layer particle board, FP/Y E1 version, fire protection class B2
 - Volume conductive (for ESD model)
 - Trapezoid corner worktop coating: High pressure plastic laminate (conductive with ESD)
 - Horizontal cable duct and cable duct cover: extruded aluminium, power-coated antistatic texture
 - Trapezoid corner frame: sheet steel, zinc-passivated
- **Color**
 - Leg: RAL 5008, grey-blue
 - Trapezoid corner worktop: light-grey
 - Cable duct and cable duct cover: RAL 7035, light-grey, antistatic
- **Supply schedule**
 - 1 trapezoid corner worktop
 - 1 trapezoid corner frame
 - 1 horizontal cable duct with cable duct cover
 - 1 link-up side piece
 - 1 mounting instructions
 - Mounting material
- **How supplied**
 - Flat packed in modules
- **Note**
 - Please also ask for ESD accessories!



EAP20032



EAP20069

H	W	A	Model	Order no.	UP
750	1432	800	Standard	01.321.084.1	1 unit
750	1432	1000	Standard	01.321.085.1	1 unit
750	1432	800	ESD	01.361.084.1	1 unit
750	1432	1000	ESD	01.361.085.1	1 unit

Dimensions in mm: W = Width
H = Height
D = Depth
h = Installation height
d = Useful depth
L = Length

HU = Standard height unit, 1 HU = 44,45 mm
HP = Horizontal pitch
OU = Office unit
19" = 482,6 mm,
(ideal for 19" components in acc. with DIN 41494)
UP = Unit of packaging

Conversion: 1 inch = 25,4 mm
Replace „x“ with the number of your color choice

Knürr Dacobas® Extrusion

- Aluminium extrusion with 3 T-slots on each side
 - For extrusion extension
 - For mounting vertical cable duct, lights, Rapomos®, mini distributors, flat screens and functional rails
- **Material / Finish**
 - Extrusion: extruded aluminium, powder-coated texture
 - **Color**
 - Extrusions: RAL 5008, grey-blue
 - Caps: RAL 5008 grey-blue and RAL 9011, graphite black (for ESD)
- **Supply schedule**
 - 2 extrusions
 - 2 caps, RAL 5008
 - 2 caps, RAL 9011 (for ESD)
 - 1 mounting instructions
 - Mounting material
 - **How supplied**
 - Single unit



EAP20007

L	Order no.	UP
450	01.321.105.1	1 pair
890	01.321.106.1	1 pair
830	01.321.107.1	1 pair

Knürr Dacobas® Vertical Cable Duct

- Cable duct extrusion and cable duct cover made of extruded aluminium
 - The vertical cable duct is mounted with self-cutting screws on Dacobas® extrusion
 - Cable duct cover in full or segmented version
 - Cable duct cap in standard and ESD versions
- **Material / Finish**
 - Cable duct and cable duct cover: extruded aluminium, powder-coated texture
 - **Color**
 - Cable duct and cable duct cover: RAL 5008, grey-blue
 - Caps: RAL 5008 grey-blue and RAL 9011 graphite black (for ESD)
 - **Supply schedule**
 - 1 cable duct with cable duct covers
 - 1 cap, RAL 5008
 - 1 cap, RAL 9011 (for ESD)
 - 1 mounting instructions
 - Mounting material
 - **How supplied**
 - Single unit



EAP20008

L	Model	Cover	Order no.	UP
702	Below, ext.	Segmented	01.321.090.1	1 unit
702	Below, link-up	Segmented	01.321.091.1	1 unit
450	Superstructure	Segmented	01.321.092.1	1 unit
890	Superstructure	Segmented	01.321.093.1	1 unit

Knürr Dacobas® 19" Pedestal
For mounting on the Knürr Dacobas® Electronic Workstation

- 19" pedestal for mounting on the Knürr Dacobas® Electronic Workstation on the left or right
 - With 4 19" extrusions for mounting chassis runners, fixed and pull-out shelves and 19" equipment
 - 19" T-slot extrusion front and rear for variable mounting of installation components
 - Removable rear and side panels
 - Top cover and bottom cover with cable routing
 - Installation height: 12 HU
- **Standards**
 - Earth in acc. with VDE 0100
 - Can be upgraded in acc. with protection rating IP 50
 - **Material / Finish**
 - 19" extrusions: extruded aluminium
 - Top and bottom covers, rear and side panels: sheet steel, powder-coated texture
 - Extrusions: extruded aluminium with 3 T-slots on each side
 - **Color**
 - Rear and side panels
RAL 7035, light-grey
 - Top and bottom covers
RAL 9011, graphite black
 - Extrusion: RAL 5008 grey-blue
 - **Supply schedule**
 - 1 basic rack with 2 side panels,
 - 1 rear panel and 4 x 19" extrusions with T-slot
 - Mounting material
 - 2 extrusions
 - **How supplied**
 - Preassembled
 - **Note**
 - Please order socket strips separately
 - Installation of chassis runners and 19" shelves possible



EAP20061

W	H	D	HU	d	Assembly	Order no.	UP
540	576	625	12	615	Left/right	01.321.095.1	1 unit
540	576	825	12	815	Left/right	01.321.097.1	1 unit

Storage Tray
Tilt adjustable

- To set down instruments and organisational material
 - Ergonomic positioning with tilt adjustment of +/- 5°
 - Mounting between the Knürr Dacobas® extrusions
 - Height adjustable on the vertical Knürr Dacobas® extrusions
 - Also for mounting above the underfit lamp
- **Material / Finish**
 - Storage tray: sheet steel, antistatic powder-coated texture, RAL 7035 light-grey
 - **Supply schedule**
 - 1 storage tray
 - Mounting material
 - **Note**
 - From width 1630 mm with additional strength



EAP20023

W	H	D	Model	Order no.	UP
830		400	Knürr Dacobas®	01.321.320.1	1 unit
1030		400	Knürr Dacobas®	01.321.321.1	1 unit
1230		400	Knürr Dacobas®	01.321.322.1	1 unit
1430		400	Knürr Dacobas®	01.321.323.1	1 unit
1630		400	Knürr Dacobas®	01.321.324.1	1 unit
1830		400	Knürr Dacobas®	01.321.325.1	1 unit
2030		400	Knürr Dacobas®	01.321.326.1	1 unit

Dimensions in mm: W = Width
H = Height
D = Depth
h = Installation height
d = Useful depth
L = Length

HU = Standard height unit, 1 HU = 44,45 mm
HP = Horizontal pitch
OU = Office unit
19" = 482,6 mm, (ideal for 19" components in acc. with DIN 41494)
UP = Unit of packaging

Conversion: 1 inch = 25,4 mm
Replace „x“ with the number of your color choice

Knürr Dacobas® Office Pedestal For mounting on the Knürr Dacobas® Electronic Workstation

- **Standard version:**
 - Bonded main unit
 - All telescopic slides enclosed
 - Drawer catch
 - Central locking system with exchangeable cylinder
 - 1 key as stabilizer
 - 6 OU extensions with suspension frame
- **ESD-version:**
 - Volume conductive body
 - Drawer trims: three layer quality particle board, FP/Y E1 version, fire protection class B2, directly coated
 - Drawer handle: Matte nickel plated, conductive
- **Guides**
 - 1 OU (50 mm) material tray, single extension
 - 3 OU (150 mm) telescopic rails, part pull-out
 - 6 OU (300 mm) telescopic rails, full pull-out
- **Standards**
 - Main unit in acc. with DIN 68765
 - EN 438 HGS class for high pressure plastic laminate
- **Tests (for ESD-version)**
 - EN 61340 for electrostatic
 - EN 438 P1 +P2
- **Material / Finish**
 - Body and Drawer trims: three layer particle board, FP/Y E1 version, fire protection class B2, direct coated
 - Drawer handle: Matte nickel plated, conductive
 - Drawer trays: sheet steel, black
- **Color**
 - Body and Drawer trims: RAL7035 light-grey
 - Top cover: sheet steel, zinc-passivated
- **Supply schedule**
 - 1 Office Pedestal, see below table for different versions
- **How supplied**
 - Assembled
- **Note**
 - Various locking options on request, with general key; different drawer heights, 50mm (1 OU) or 100 mm (2 OU) with drawer compartment divisions on request
 - Does not mount at the side of a workstation that is connected with another workstation

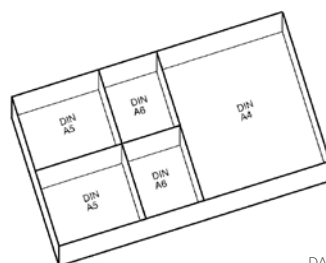


EAP20010

W	H	D	d	Model	Order no.	Order no. (ESD)	UP
435	561	800	670	50-150-150-150	01.321.805.1	01.321.805.7	1 unit
435	561	800	670	50-150-300	01.321.806.1	01.321.806.7	1 unit
435	561	1000	870	50-150-150-150	01.321.807.1	01.321.807.7	1 unit
435	561	1000	870	50-150-300	01.321.808.1	01.321.808.7	1 unit

Drawer Separator

- **Material**
 - Plastics
- **Finish**
 - Black
- **Note**
 - DIN A5/A6 separators always require one DIN A4 separator!
- **Supply schedule**
 - 1 Separator



DAC00006



ELI00270

Model	Order no.	Order no. (ESD)	UP
DIN A 4	00.320.538.9	00.320.538.7	1 unit
DIN A 5	00.320.537.9	00.320.537.7	1 unit
DIN A 6	00.320.536.9	00.320.536.7	1 unit

Knürr Dacobas® Module Panel Installation Set For horizontal cable duct

- For mounting electrical components
 - Earth in acc. with VDE 0100
 - For front panel sections - 3 HU; 84 HP
 - Side covers for cable exits
- **Material / Finish**
 - Front panel bracket and separating cover: sheet steel, powder-coated antistatic texture, RAL 7035, light-grey
 - **Supply schedule**
 - 1 front panel bracket
 - 2 separating covers
 - 1 tapped strip
 - 1 contact spring
 - 1 mounting instructions
 - Mounting material

W	H	D	L	Order no.	UP
84 HP			426	01.321.104.1	1 unit



EAP20027

Knürr Dacobas® Desk Side Panels with Retaining Extrusions For desk height 750 mm

- For Knürr Dacobas® Electronic Workstations
 - Side cover for Knürr Dacobas® desks without pedestals
 - ESD version for discharging electrostatic charges
- **Material / Finish**
 - Panel: three layer particle board, FP/Y E1 version, directly coated, fire protection class B2 (volume conductive with ESD)
 - Retaining extrusion: extruded aluminium, powder-coated texture
 - **Color**
 - Panel: light-grey
 - Retaining extrusion: RAL 5008, grey-blue
 - **Supply schedule**
 - 1 side panel with retaining extrusions
 - Mounting material
 - **Standards**
 - DIN 68761 for covers
 - EN 61340 for electrostatic
 - **How supplied**
 - Module

H	D	Order no.	Order no. (ESD)	UP
580	800	01.302.419.1	01.361.419.1	1 unit
580	1000	01.302.417.1	01.361.417.1	1 unit



EAP20019

Knürr Dacobas® Desk Rear Panel Cover For desk height 750 mm

- For Knürr Dacobas® Electronic Workstations
 - Rear panel cover for Knürr Dacobas® desks without pedestals
 - ESD version for discharging electrostatic charges
- **Material / Finish**
 - Panel: three layer particle board, FP/Y E1 version, fire protection class B2, directly coated (volume conductive with ESD)
 - Mounting bracket: sheet steel, powder-coated texture
 - **Color**
 - Panel parts: light-grey
 - Mounting bracket: RAL 9011, graphite black
 - **Standards**
 - DIN 68761 for covers
 - EN 61340 for electrostatic
 - **Supply schedule**
 - 1 rear panel with mounting bracket
 - Mounting material

W	H	D	Order no.	Order no. (ESD)	UP
830	515		01.321.832.1	01.361.832.1	1 unit
1030	515		01.321.833.1	01.361.833.1	1 unit
1230	515		01.321.834.1	01.361.834.1	1 unit
1430	515		01.321.835.1	01.361.835.1	1 unit
1630	515		01.321.836.1	01.361.836.1	1 unit
1830	515		01.321.837.1	01.361.837.1	1 unit
2030	515		01.321.838.1	01.361.838.1	1 unit



EAP20020

Dimensions in mm: W = Width
H = Height
D = Depth
h = Installation height
d = Useful depth
L = Length
HU = Standard height unit, 1 HU = 44.45 mm
HP = Horizontal pitch
OU = Office unit
19" = 482.6 mm, (ideal for 19" components in acc. with DIN 41494)
UP = Unit of packaging



KNÜRR ELICON® ELECTRONIC WORKSTATION

161 to 168



INFO

Find the Standard version (non ESD) in the latest Elicon brochure
www.knuerr-consoles.com



Knürr Elicon® Classic

Strong points

- **Future-proof modular design**
 - Expand your existing table combinations, modify your current installation or supplement it with new accessories. The modular design and multi-functional T-grooves give you all the options for future upgrades.
- **Perfect ergonomics**
 - Freely selectable working height in 20 mm increments (can be changed retroactively), great ergonomics guaranteed.
- **Convenient cable management**
 - Spacious horizontal cable ducts with convenient access from above via sliding sections. Routing through vertical cable troughs via detachable covers on the inside and outside of the side sections.
- **Providing electricity**
 - Cable troughs and crosspieces are equipped with a cap extrusion for easy mounting and attachment of socket strips and installation components.
- **Flat-packed kit**
 - Preassembled modules are supplied as a flat-packed kit. This saves freight space and reduces time and space required for assembly.
- **Easy assembly**
 - Screw connections facilitate quick assembly. Simple assembly instructions describe the process.
- **Different working surface depths**
 - Working surface depths from 700 mm to 1000 mm (in 100 mm increments) allow for custom room planning in accordance with your requirements.
- **Maximum stability**
 - More than 20 years of proven stability of Elicon extruded aluminum profiles and die-cast stabilizers in conjunction with sheet steel make this system a reliable and stable choice.



**Knürr Elicon®
Connector Side Panels/Closing Side Panels**

Connector/closing side panels

- Vertical cable routing in the spacious cable duct
- Sheet steel cable duct covers with hinge function for easy cabling
- Mounted superstructures (rear), add-on levels, and other components
- Mounting option for additional foot stabilizer at the rear to increase stability with add-ons
- Preassembled lock strips for simple and secure work levels mounting (680-760 mm, increment 20 mm). Any work height can be set at any time simply by turning a screw.

Connector side panels

- Segmented cable duct cover on the outside and inside

Closing side panels

- Full-length cable duct cover on the outside
- Segmented cable duct cover on the inside

Variants

Type 1

- Side panel with short stabilizer for working levels with depth 700 mm

Type 2

- Side panel with long stabilizer for working levels with depths 800/900/1000 mm

Material/finish

- Extruded aluminum with die cast aluminum stabilizer and head piece, antistatic powder-coated texture
- Cable duct cover: Sheet steel, rolled, antistatic powder-coated texture

Color combination

Final digit of order number .2:

- Metal parts: RAL 7035 light gray
- Design elements: RAL 5003 sapphire blue

Final digit of order number .9:

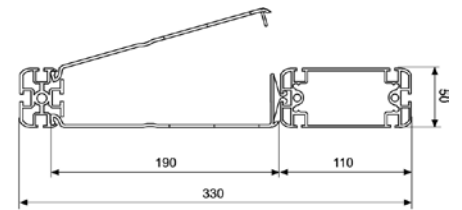
- Metal parts and design elements: RAL 7021 dark gray

How supplied

- Preassembled modules



CON20046



CON00065

Knürr Elicon® connector side panels

W	H	D	Model	Order no.	UP
760	650		Type 1	04.252.150.x	1 unit
760	800		Type 2	04.252.151.x	1 unit
1250	800		Type 2	04.252.155.x	1 unit
1656	800		Type 2	04.253.151.x	1 unit
2064	800		Type 2	04.253.152.x	1 unit

Knürr Elicon® closing side panels

W	H	D	Model	Order no.	UP
760	650		Type 1	04.252.160.x	1 unit
760	800		Type 2	04.252.161.x	1 unit
1250	800		Type 2	04.252.165.x	1 unit
1656	800		Type 2	04.253.161.x	1 unit
2064	800		Type 2	04.253.162.x	1 unit

**Knürr Elicon® Side Piece Cover, Full-Length
Optional for external side piece**

Material / Finish

- Sheet steel, rolled, antistatic powder-coated texture

Color combination

Final digit of order number .1:

- RAL 7035 light-grey

Final digit of order number .9:

- RAL 7021 dark-grey

Supply schedule

- 1 side panel

W	H	D	Order no.	UP
760			04.250.362.x	
1250			04.250.367.x	
1656			04.250.364.x	
2064			04.250.365.x	

Dimensions in mm: w = Worktop width W = Set up width (w+30 mm)

H = Height HU = Standard height unit
 D = Depth 1HU = 44.45 mm
 h = Installation height HP = Horizontal pitch
 d = Useable depth OU = Office unit
 L = Length UP = Unit of packaging
 Ø = Diameter kg = Weight

Replace "X" with the number of your color choice
 .2 = RAL 7035 / RAL 5003
 .4 = RAL 7035 / RAL 5018
 .9 = RAL 7021

Conversion: 1 inch = 25,4 mm 1 kg = 2,2046 pound



CON20049

Knürr Elicon® Working Level ESD version

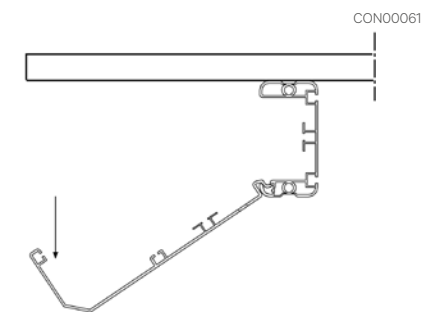
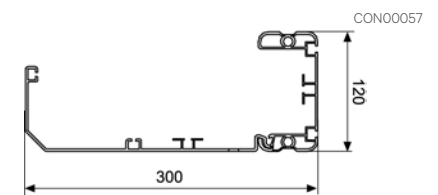
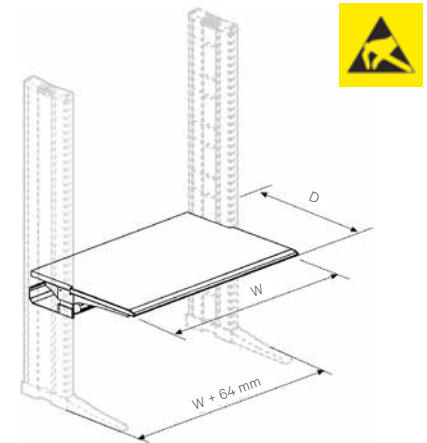
- ESD version for discharging electrostatic charges
 - Working level designed as sliding top for convenient access to the horizontal cable duct
 - The working level can be mounted at any height between two side panels and can be varied in the height at any time
 - Worktop (30 mm) with ergonomically shaped front edge
 - Spacious horizontal cable duct, can be accessed via sliding worktop and folding mechanism
 - Cable duct with integrated C-rail for mounting installation components and mounting slot for general accessories
- **Material / Finish**
 - Crosspiece: extruded aluminium, antistatic, powder-coated texture
 - Support arm: sheet steel, antistatic powder-coated texture
 - Worktop: three layer particle board, FP / Y E1 version, fire protectionclass B2, volume conductive
 - Worktop coating: high pressure plastic laminate
 - Cable duct, horizontal: sheet steel, rolled, antistatic powder-coated texture
 - **Color**
 - Worktop: light-grey
 - Metal parts: RAL 7035 light-grey
 - **Load rating**
 - 1500 N (static surface load)
 - **Standards**
 - DIN 68761 for worktops
 - EN 438 HGS class for high pressure plastic laminate
 - EN 61340 for electrostatic
 - **Supply schedule**
 - 1 worktop
 - 1 crosspiece
 - 2 desk stabilizers
 - 1 cable duct
 - 1 detailed mounting instructions
 - Mounting material
 - **How supplied**
 - Preassembled modules

W	H	D	ESD	Order no.	UP
800		900	•	04.272.110.1	1 unit
1200		900	•	04.272.111.1	1 unit
1600		900	•	04.272.112.1	1 unit
1800		900	•	04.272.113.1	1 unit
2000		900	•	04.272.114.1	1 unit

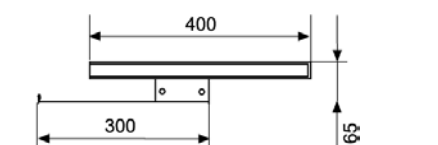
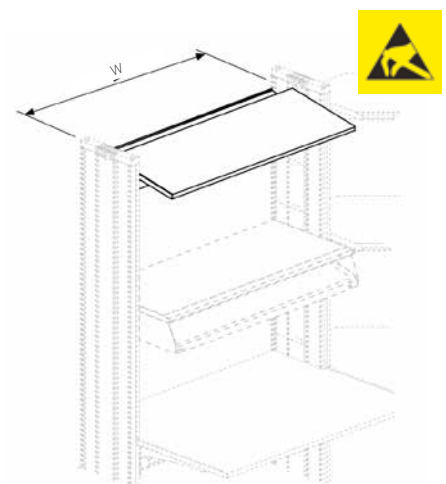
Knürr Elicon® Superstructure Level Standard, ESD version

- ESD version for discharging electrostatic charges
 - For utilizing the area above the worktop as storage and functional surface with additional cabling option
 - Worktop height easily adjustable
 - Cable duct integrated in the crosspiece
 - Tilttable 0–10°
 - Worktop thickness: 30 mm
- **Material / Finish**
 - Superstructure worktop: three layer particleboard, FP / Y E1 version, fire-protectionclass B2, melamine coated (directly coated) veneer, ABS 3mm thick fine textured, matt
 - Cable duct, horizontal: sheet steel, rolled, antistatic powder-coated texture
 - **Color**
 - Superstructure worktop: light-grey
 - Metal parts: RAL 7035 light-grey
 - **Load rating**
 - 750 N (static surface load)
 - **Standards**
 - DIN 68761 for superstructure worktop
 - DIN 68765 for direct coating
 - EN 61340 for electrostatic
 - **Note**
 - Caution with use in tilted state; use edge strip to prevent sliding
 - **Supply schedule**
 - 1 superstructure worktop
 - 1 cable duct
 - Mounting material
 - **How supplied**
 - Preassembled modules

W	H	D	ESD	Order no.	UP
800		400	•	04.278.025.1	1 unit
1200		400	•	04.278.016.1	1 unit
1600		400	•	04.278.017.1	1 unit
1800		400	•	04.278.018.1	1 unit
2000		400	•	04.278.019.1	1 unit



CON00062

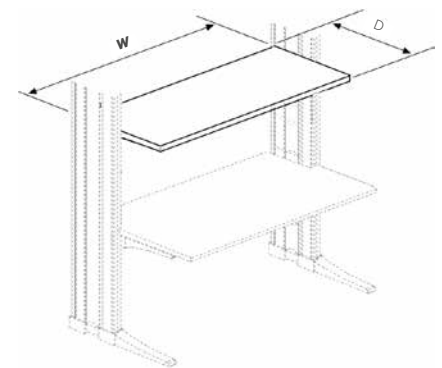


CON00075

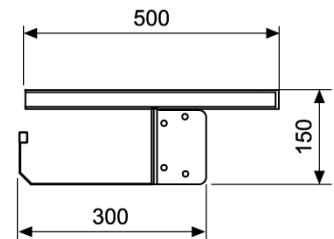
Knürr Elicon® Superstructure Level System, ESD version

- ESD version for discharging electrostatic charges
 - Superstructure level designed as sliding top for convenient access to the horizontal cable duct
 - For utilizing the area above the worktop as storage and functional surface with additional cabling option
 - Stable crosspiece with spacious, folding, and consequently easily accessible cable duct
 - Easy integration of system components for perfect electricity provision with C-rails and mounting slots
 - Worktop height easily adjustable
 - Can be fitted at any time with keyboard shelves
 - Worktop thickness: 30 mm
- **Material / Finish**
 - Superstructure worktop: three layer particleboard, FP / Y E1 version, fire-protectionclass B2, melamine coated (directly coated) veneer, ABS 3mm thick fine textured, matt
 - Crosspiece: extruded aluminium, antistatic, powder-coated texture
 - Support arms: sheet steel, antistatic powder-coated texture
 - Cable duct, horizontal: sheet steel, rolled, antistatic powder-coated texture

- **Color**
 - Superstructure worktop: light-grey
 - Metal parts: RAL 7035 light-grey
- **Load rating**
 - 1500 N (static surface load)
- **Standards**
 - DIN 68761 for superstructure worktop
 - DIN 68765 for direct coating
 - EN 61340 for electrostatic
- **Supply schedule**
 - 1 superstructure level
 - 2 stabilizers
 - 1 crosspiece
 - 1 cable duct
 - Mounting material
- **How supplied**
 - Preassembled modules



CON00064



CON00037

W	H	D	ESD	Order no.	UP
800		500	•	04.278.025.1	1 unit
1200		500	•	04.278.026.1	1 unit
1600		500	•	04.278.027.1	1 unit
1800		500	•	04.278.028.1	1 unit
2000		500	•	04.278.029.1	1 unit



Suitable monitor mounting accessories can be found from page **213**

Dimensions in mm: W = Width
 H = Height
 D = Depth
 h = Installation height
 d = Useful depth
 L = Length

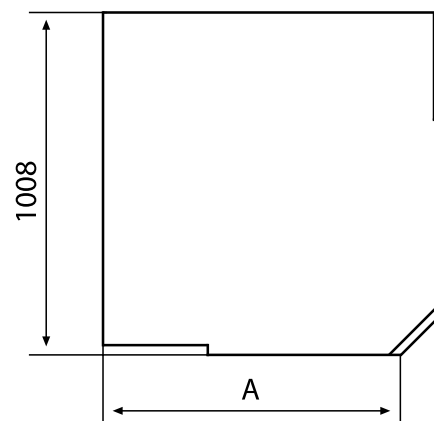
HU = Standard height unit, 1 HU = 44.45 mm
 HP = Horizontal pitch
 OU = Office unit
 19" = 482.6 mm, (ideal for 19" components in acc. with DIN 41494)
 UP = Unit of packaging

Conversion: 1 inch = 25,4 mm
 Replace „x“ with the number of your color choice

Knürr Elicon® 90° Wall Corner, ESD



- ESD version for discharging electrostatic charges
 - The ergonomically formed front edge ensures optimal working conditions
 - Height variable for exact adjustment to operator and hardware
 - With support arms for direct connection to the side pieces
 - Spacious horizontal cable duct, can be accessed via removable corner panel and folding mechanism
 - Cable duct with integrated C-rail for mounting installation components and T-slot for mounting general accessories
 - With side panels which can also be used as workstation end points
- **Material / Finish**
 - Crosspiece: extruded aluminium, anti-static, powder-coated texture
 - Support arms: sheet steel, antistatic powder-coated texture
 - Worktop: three layer particle board, FP / Y E1 version, fire protectionclass B2, volume conductive
 - Worktop coating: high pressure plastic laminate
 - Cable duct, horizontal: sheet steel, rolled, antistatic powder-coated texture
 - **Color combination**
 - Worktop: light-grey
 - Metal parts: RAL 7035 light-grey
 - **Load rating**
 - 1500 N (static surface load)
 - **Standards**
 - DIN 68761 for worktops
 - EN 438 HGS class for high pressure plastic laminate
 - EN 61340 for electrostatic
 - **Supply schedule**
 - 1 corner panel
 - 1 worktop support complete with crosspiece
 - 2 stabilizers and cable duct
 - 1 support foot, can be set for desk heights, 680-760 mm
 - Mounting material
 - **How supplied**
 - Preassembled modules



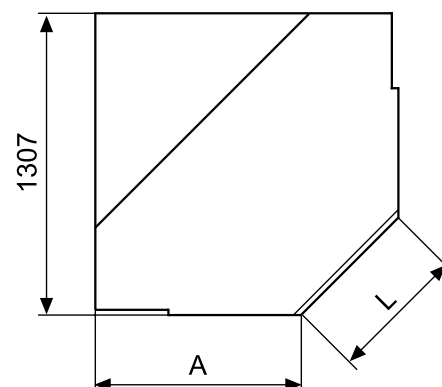
CON00031

W	H	D	A	ESD	Model	Order no.	UP
			900	•	90°, wall	04.272.556.1	1 unit

Knürr Elicon® Trapezoid Wall Corner, ESD



- ESD version for discharging electrostatic charges
 - The ergonomically formed front edge ensures optimal working conditions
 - Height variable for exact adjustment to operator and hardware
 - With support arms for direct connection to the side pieces
 - Spacious horizontal cable duct, can be accessed via removable corner panel and folding mechanism
 - Cable duct with integrated C-rail for mounting installation components and T-slot for mounting general accessories
 - With side panels which can also be used as workstation end points
- **Material / Finish**
 - Crosspiece: extruded aluminium, antistatic, powder-coated texture
 - Support arms: sheet steel, antistatic powder-coated texture
 - Worktop: three layer particle board, FP / Y E1 version, fire protectionclass B2, volume conductive
 - Worktop coating: high pressure plastic laminate
 - Cable duct, horizontal: sheet steel, rolled, antistatic powder-coated texture
 - **Color combination**
 - Worktop: light-grey
 - Metal parts: RAL 7035 light-grey
 - **Load rating**
 - 1500 N (static surface load)
 - **Standards**
 - ESD version
 - DIN 68761 for worktop
 - EN 438 HGS class for high pressure plastic laminate
 - EN 61340 for electrostatic
 - **Supply schedule**
 - 1 corner worktop
 - 1 worktop support complete with crosspiece
 - 2 stabilizers and cable duct
 - 1 support foot, can be set for desk heights, 680-760 mm
 - Mounting material
 - **How supplied**
 - Preassembled modules



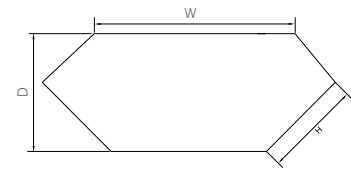
CON00032

W	H	D	A	ESD	L	Model	Order no.	UP
			900	•	600	Trapezoid corner	04.272.560.1	1 unit

Knürr Elicon® Superstructure Level Corner, ESD
Standard depth, 400 mm

- ESD version for discharging electrostatic charges
 - For utilizing the area above the worktop as storage and functional surface with additional cabling option
 - Worktop height easily adjustable
 - Cable duct integrated in the crosspiece
- **Material / Finish**
 - Superstructure worktop: three layer particle board, FP / Y E1 version, fire protection class B2, melamine coated (directly coated) veneer, ABS 3mm thick, fine textured, matt
 - Cable duct, horizontal: sheet steel, antistatic powder-coated texture
 - **Color combination**
 - Superstructure worktop: light-grey
 - Metal parts: RAL 7035 light-grey
 - **Load rating**
 - 750 N (static surface load)
 - **Standards**
 - DIN 68761 for superstructure worktop
 - DIN 68765 for direct coating
 - EN 61340 for electrostatic
 - **Supply schedule**
 - 1 superstructure worktop
 - 1 cable duct
 - Mounting material
 - **How supplied**
 - Preassembled modules

W	H	D	ESD	Model	Order no.	UP
824	400	495	•	90° wall	04.278.032.1	1 unit
1247	400	495	•	Trapez. and trapez. wall	04.278.033.1	1 unit



CON20007

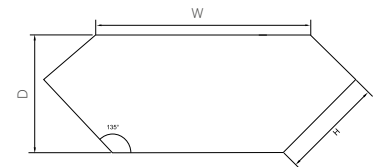


CON20008

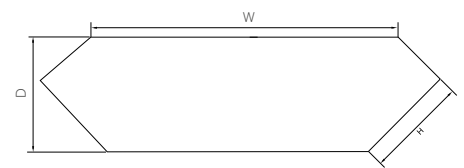
Knürr Elicon® Superstructure Level Corner, ESD
System depth, 500 mm

- ESD version for discharging electrostatic charges
 - For utilizing the area above the worktop as storage and functional surface with additional cabling option
 - Stable crosspiece with spacious, folding, and consequently easily accessible cable duct
 - Easy integration of system components for perfect electricity provision with C-rails and mounting slots
 - Worktop height easily adjustable
 - Can be fitted at any time with keyboard shelves
- **Material / Finish**
 - Superstructure worktop: three layer particle board, FP / Y E1 version, fire protection class B2, melamine coated (directly coated) veneer, ABS 3mm thick, fine textured, matt
 - Crosspiece: extruded aluminium, antistatic powder-coated texture
 - Support arms: sheet steel, antistatic powder-coated texture
 - Cable duct, horizontal: sheet steel, antistatic powder-coated texture
 - **Color combination**
 - Superstructure worktop: light-grey
 - Metal parts: RAL 5003 light-grey
 - **Load rating**
 - 1500 N (static surface load)
 - **Standards**
 - DIN 68761 for superstructure worktop
 - DIN 68765 for direct coating
 - EN 61340 for electrostatic
 - **Supply schedule**
 - 1 superstructure worktop
 - 2 stabilizers
 - 1 crosspiece
 - 1 cable duct
 - Mounting material
 - **How supplied**
 - Preassembled modules

W	H	D	ESD	Model	Order no.	UP
907	500	595	•	90° wall	04.278.036.1	1 unit
1319	500	595	•	Trapez. and trapez. wall	04.278.037.1	1 unit



CON20009



CON20010

Dimensions in mm: W = Width
H = Height
D = Depth
h = Installation height
d = Useful depth
L = Length
HU = Standard height unit, 1 HU = 44.45 mm
HP = Horizontal pitch
OU = Office unit
19" = 482.6 mm, (ideal for 19" components in acc. with DIN 41494)
UP = Unit of packaging
Conversion: 1 inch = 25.4 mm
Replace „x“ with the number of your color choice

ELECTRONICS MINI DISTRIBUTOR RACK

169 to 180



Electronics Mini Distributor Rack Strong points

1 The Electronics Mini Distributor Rack extends the basic desk (Knürr Dacobas® and Knürr Elicon®) with additional installation options of electronic components up to 91 mm installation depth in the horizontal pitch raster.

2 Design

The Electronics Mini Distributor Rack is based on an innovative extruded aluminium extrusion. T-slots and screw-in-slots are used for fixing trade standard installation technology. The mini distributor can be fitted at the front with front panel sections. With the side adapter, the mini distributor can be mounted on the Dacobas® and Elicon® workstation systems.

3 Flexibility

Flexible use of the most varied electrical components in screw-in-slots provided for this purpose.

4 Electrical safety

With the antistatic powder-coated aluminium extrusion all discharge processes take place controlled. Electrical safety with front panels earthed with earthing spring strips. Separation of data and power carrying cables with cable separator.

• Reduced installation time

- Pre-wiring of electrical components through to complex complete wiring.
- Innovative plug technology reduces the 4-way bolting to 2 screw connections per horizontal pitch.



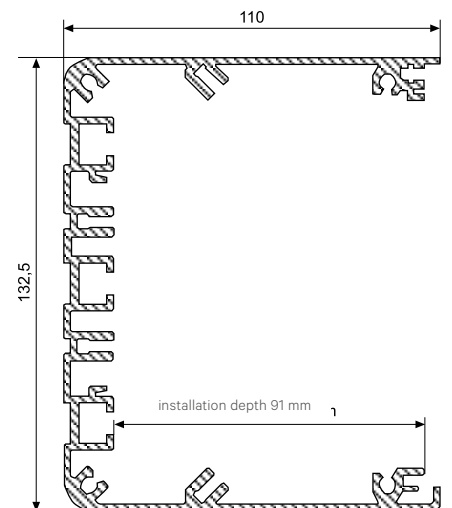
1 EAP20016



3 EAP20076



4 EAP20039



2 RAP00133

Dimensions in mm: W = Width
H = Height
D = Depth
h = Installation height
d = Useful depth
L = Length

HU = Standard height unit, 1 HU = 44.45 mm
HP = Horizontal pitch
OU = Office unit
19" = 482.6 mm, (ideal for 19" components in acc. with DIN 41494)
UP = Unit of packaging

Conversion: 1 inch = 25.4 mm

Replace „x“ with the number of your color choice

Mini Distributor For Knürr Dacobas® Electronic Workstation

- Extruded aluminium mini distributor, powder-coated, antistatic texture
- T-slots and screw channels are used to mount trade standard installation technology.
- Front mounting of standardised 3 HU front panel sections
- Side adapter for mounting on the Knürr Dacobas® Electronic Workstation

Material / Finish

- Extruded aluminium, antistatic powder-coated texture, RAL 7035, light-grey
- Adapter: sheet steel, antistatic powder-coated texture, RAL 7035, light-grey

Attention!

- To ensure protection against electric shock, empty sections must be covered with front panel sections.

Supply schedule

- 1 mini distributor
- 2 mounting adapters
- 1 mounting instructions
- Mounting material



EAP20013

W	HP	Order no.	UP
830	147	01.321.152.1	1 unit
1030	189	01.321.153.1	1 unit
1230	231	01.321.154.1	1 unit
1430	266	01.321.155.1	1 unit
1630	308	01.321.156.1	1 unit
1830	350	01.321.157.1	1 unit
2030	385	01.321.158.1	1 unit

Mini Distributor For Knürr Elicon® Electronic Workstation

- Extruded aluminium mini distributor, powder-coated, antistatic texture
- T-slots and screw channels are used to mount trade standard installation technology
- Front mounting of standardised 3 HU front panel sections
- Side adapter for mounting on the Knürr Elicon® workstation system

Material / Finish

Final digit of order number .1

- Extruded aluminium, antistatic powder-coated texture, RAL 7035, light-grey
- Adapter: sheet steel, antistatic powder-coated texture, RAL 7035, light-grey

Attention!

- To ensure protection against electric shock, empty sections must be covered with front panel sections.

Supply schedule

- 1 mini distributor
- 2 mounting adapters
- 1 mounting instructions
- Mounting material




EAP20013

W	HP	Order no.	UP
800	147	04.211.000.1	1 unit
1200	224	04.211.001.1	1 unit
1600	301	04.211.002.1	1 unit
1800	343	04.211.003.1	1 unit
2000	378	04.211.004.1	1 unit

Safety Mains Supply, 230V or 400V

- Combi ON-OFF switch with integrated signal light
 - Optimal user protection with fault current circuit breaker and emergency STOP switch
 - By activating the emergency STOP switch, all devices in the superstructure are turned off
 - In addition to this workstation emergency STOP function, a floating break contact for looping into a room emergency STOP function is also provided.
- Technical data**
- Input voltage**
- 230 VAC, ± 10%, max. 16A with 230V version, 400 VAC, ± 10%, max. 16A with 400V version
- Switch**
- Combi ON-OFF switch with integrated signal light
- Emergency STOP**
- Workstation emergency STOP built in
 - Room emergency STOP prepared
- Room emergency STOP**
- Floating break contact, switching capacity 230 VAC/6A
- RCCB safety switch**
- Nom. current 25A, fault current 30 mA
- Mains supply safety switch**
- With 230 V: 2-pole nom. current, 16 A with 400 V: 3 pole nom. current 16 A Trip characteristic type C
- Material / Finish**
- Front panel: aluminium plate, 2.5 mm, painted RAL 7035 light-grey, smooth



RAP20081

W	HP	HU	Model	Order no.	UP
213.02	42	3	Type 230 V, for mini distributor	04.211.052.1	1 unit
319.36	63	3	Type 400 V, for mini distributor	04.211.053.1	1 unit

Emergency STOP

- Emergency STOP switch with turn to re-set feature, 230 V, 6 A
 - By activating the emergency STOP switch, all devices in the superstructure are turned off
 - In addition to this workstation emergency STOP function, a floating break contact for looping into a room emergency STOP function is also provided. Switching capacity 230 VAC/6 A
- Material / Finish**
- Front panel: aluminium plate, 2.5 mm, painted RAL 7035 light-grey, smooth

W	HP	HU	Model	Order no.	UP
70.78	14	3	For mini distributor	04.211.043.1	1 unit



RAP20072

Dimensions in mm: W = Width
H = Height
D = Depth
h = Installation height
d = Useful depth
L = Length

HU = Standard height unit, 1 HU = 44.45 mm
HP = Horizontal pitch
OU = Office unit
19" = 482.6 mm, (ideal for 19" components in acc. with DIN 41494)
UP = Unit of packaging

Conversion: 1 inch = 25.4 mm
Replace „x“ with the number of your color choice

Mains Fuse Protection RCCB/CB 230 V

- Optimal user and equipment protection with fault current circuit breaker
- With integrated circuit breaker

Technical data

Input voltage

- 230 VAC, ± 10%, max. 16A

Nominal current

- 16 A, fault current, 30 mA
- 2-pole
- Trip characteristic, type B

Material / Finish

- Front panel: aluminium plate, 2.5 mm, painted RAL 7035 light-grey, smooth

W	HP	HU	Model	Order no.	UP
70.78	14	3	For mini distributor	04.211.042.1	1 unit



RAP20079

RCCB Safety Switch

- Optimal user and equipment protection with fault current circuit breaker

Technical data

Nominal current

- 25 A,

Fault current

- 30 mA
- 2-pole

Material / Finish

- Front panel: aluminium plate, 2.5 mm, painted RAL 7035 light-grey, smooth

W	HP	HU	Model	Order no.	UP
70.78	14	3	For mini distributor	04.211.040.1	1 unit



RAP20080

Circuit Breaker

Technical data

- See below table for different versions

Material / Finish

- Front panel: aluminium plate, 2.5 mm, painted RAL 7035 light-grey, smooth

W	HP	HU	Model	Order no.	UP
35.22	7	3	Circuit Breaker 1x16A Type C	04.211.041.1	1 unit
70.78	14	3	Circuit Breaker 2x16A Type B	04.211.089.1	1 unit



RAP20073

Light Switch 0/1

- Technical data**

- 2x16 A 250 V - (lit)

- Material / Finish**

- Front panel: aluminium plate, 2.5 mm, painted RAL 7035 light-grey, smooth

W	HP	HU	Model	Order no.	UP
35.22	7	3	For mini distributor	04.211.044.1	1 unit



RAP20070

Power Supply Module, Protective Contact Sockets

- Power supply field with two or four protective contact sockets for supplying mains operated devices and users
- Power supply field with three protective contact sockets for supplying mains operated devices and users
- Three safety terminals 4mm L1, N, PE

- Technical data**

- Input voltage**
 - 230 VAC
- Output voltage**
 - 230 VAC in total 16 A

- Material / Finish**

- Front panel: aluminium plate, 2.5 mm, painted RAL 7035 light-grey, smooth

W	HP	HU	Model	Order no.	UP
106.34	21	3	2x Schuko	04.211.045.1	1 unit
213.02	42	3	4x Schuko	04.211.046.1	1 unit
213.02	42	3	3x Schuko + safety terminals	04.211.084.1	1 unit
35.22	7	3	16A1~, safety terminals, L N PE	04.211.085.1	1 unit
106.68	21	3	16A3~, safety terminals, L1-3 N PE	04.211.086.1	1 unit



RAP20077



RAP20025

Dimensions in mm: W = Width
 H = Height
 D = Depth
 h = Installation height
 d = Useful depth
 L = Length

HU = Standard height unit, 1 HU = 44.45 mm
 HP = Horizontal pitch
 OU = Office unit
 19" = 482.6 mm, (ideal for 19" components in acc. with DIN 41494)
 UP = Unit of packaging
 Replace „x“ with the number of your color choice

Conversion: 1 inch = 25.4 mm

Power Supply Field, French Sockets

- Power supply field with two French sockets (UTE) for supplying mains operated devices and consumers

- **Technical data**

- **Input voltage**

- 230 VAC

- **Output voltage**

- 230 VAC
in total 16 A

- **Material / Finish**

- Front panel: aluminium plate, 2.5 mm, painted RAL 7035 light-grey, smooth

W	HP	HU	Model	Order no.	UP
106.34	21	3	2 x UTE	04.211.047.1	1 unit
213.02	42	3	3 x UTE + safety terminals L N PE	06.101.091.1	1 unit



RAP20071

Power Supply Field, Swiss Sockets

- Power supply field with two Swiss sockets for supplying mains operated devices and users

- **Output voltage**

- 230 VAC
in total 10 A

- **Material / Finish**

- Front panel: aluminium plate, 2.5 mm, painted RAL 7035 light-grey, smooth

- **Technical data**

- **Input voltage**

- 230 VAC

W	HP	HU	Model	Order no.	UP
106.34	21	3	For mini distributor	04.211.048.1	1 unit



RAP20069

Power Supply Module, C13

- **Technical data**

- 3 Euro sockets, IEC 60320 C13, 10 A
 - Incl. fine-wire fuse 10 A

- **Material / Finish**

- Front panel: aluminium plate, 2.5 mm, painted RAL 7035 light-grey, smooth

W	HP	HU	Model	Order no.	UP
70.78	14	3	For mini distributor	04.211.049.1	1 unit



RAP20078

Power Supply Module CEE

- Module with one cepex panel mounted CEE receptacle that supplies power to one or three phase appliances. Receptacles have a spring loaded lid and offer IP44. Receptacle protrudes 33mm from mounting plate. comes with 4 screws. Accepts lead wires of a cross section of 1.5 - 4mm² for 16A versions and 2.5 - 6mm² for 32A versions.

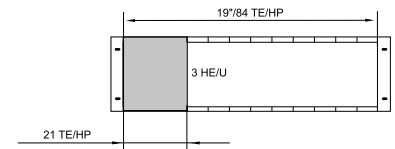
- Material / Finish**
 - Front panel: aluminium plate, 2.5 mm, painted RAL 7035 light-grey, smooth
- Technical data**
 - 19"-cassette**
 - 3 HU, 21 HP
 - Adapter connector**
 - screw-type terminals
 - Input voltage**
 - 230/400V AC
 - 50/60Hz
 - Environmental temperature range**
 - 0-40°C

W	HP	HU	Model	Order no.	UP
106.68	21	3	CEE receptacle, 5 pole, 400V 32A	04.211.080.1	1 unit
106.68	21	3	CEE receptacle, 5 pole, 400V 16A	04.211.081.1	1 unit
106.68	21	3	CEE receptacle, 3 pole, 230V 32A	04.211.082.1	1 unit
106.68	21	3	CEE receptacle, 3 pole, 230V 16A	04.211.083.1	1 unit



Sim. to picture.

RAP00093



RAP00068

ESD Module

- Technical data**
 - See below table for different versions

- Material / Finish**
 - Front panel: aluminium plate, 2.5 mm, painted RAL 7035 light-grey, smooth

W	HP	HU	Model	Order no.	UP
35.22	7	3	Pole terminal 4mm, inverted, 1 MΩ	04.211.051.1	1 unit
35.22	7	3	Pole terminal 4mm, PE	04.211.087.1	1 unit



RAP20076

Dimensions in mm: W = Width
 H = Height
 D = Depth
 h = Installation height
 d = Useful depth
 L = Length

HU = Standard height unit, 1 HU = 44.45 mm
 HP = Horizontal pitch
 OU = Office unit
 19" = 482.6 mm, (ideal for 19" components in acc. with DIN 41494)
 UP = Unit of packaging
 Replace „x“ with the number of your color choice

Conversion: 1 inch = 25,4 mm

Ad On Module Compressed Air

- Compressed air supply module for tools, pneumatic assemblies, experiments etc.
 - Holds up to 1.6MPa (16 bar/230psi)
 - 1/8" self sealing connector
- **Material / Finish**
 - Front panel: aluminium plate, 2.5 mm, painted RAL 7035 light-grey, smooth
 - **Technical data**
 - 1 Connector 1/6"
 - Max. pressure 1.6MPa (16bar/230psi)
 - For dry air only

W	H	T	HU	Model	Order no.	UP
70.78			14	Typ PN 10/3	04.211.096.1	1 unit



Sim. to picture.

Add On Modules Video, IP, USB

- **Technical data**
 - See below table for different versions
- **Material / Finish**
 - Front panel: aluminium plate, 2.5 mm, painted RAL 7035 light-grey, smooth

W	HP	HU	Model	Order no.	UP
35.22	7	3	2x RJ 45 Cat6, shielded	04.211.050.1	1 unit
70.78	14	3	Key switch, 1 NO/NC	04.211.088.1	1 unit
35.22	7	3	1x RS232 female/female + 1x D-SUB Gender Changer	04.211.090.1	1 unit
35.22	7	3	2x VGA female	04.211.091.1	2 units
70.78	14	3	1x HDMI female/female type A	04.211.092.1	1 unit
35.22	7	3	2x BNC female 75 Ω	04.211.093.1	2 units
35.22	7	3	3x USB type A or B	04.211.094.1	3 units



Sim. to picture.

RAP20075

Front Panel Sections

- For covering free front areas
- **Material / Finish**
 - Aluminium plate, 2.5 mm, painted RAL 7035 light-grey, smooth

W	HP	HU	Model	Order no.	UP
35.22	7	3	For mini distributor	04.211.055.1	1 unit
70.78	14	3	For mini distributor	04.211.056.1	1 unit
106.34	21	3	For mini distributor	04.211.057.1	1 unit
213.02	42	3	For mini distributor	04.211.058.1	1 unit

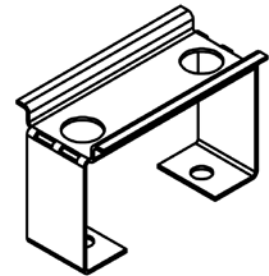


RAP20074

Mounting Rail

- For mounting DIN rail components of the installation technology, such as fuses, terminals, relays, etc.
- "Snap-in" mounting of DIN rail components
- **Technical data**
 - Width: 70 mm
- **Material / Finish**
 - Sheet steel, zinc-passivated

W	H	D	Order no.	UP
70			04.211.106.1	1 unit



Dimensions in mm: W = Width
H = Height
D = Depth
h = Installation height
d = Useful depth
L = Length

HU = Standard height unit, 1 HU = 44.45 mm
HP = Horizontal pitch
OU = Office unit
19" = 482.6 mm, (ideal for 19" components in acc. with DIN 41494)
UP = Unit of packaging

Conversion: 1 inch = 25.4 mm
Replace „x“ with the number of your color choice

Cable Separator

- For separating data and network cables
- **Technical data**
 - Width: 60 mm
- **Material / Finish**
 - Sheet steel, zinc-passivated

W	H	D	Order no.	UP
60			04.211.105.1	4 units

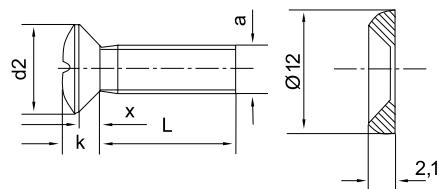


EAP20022

Mounting Components Phillips head screw with cup washer

- For use with spring nut in T-slot
- For mounting front panels
- **Supply schedule**
 - 1 set of 50 pair with rosettes

W	H	D	Thread	Order no.	UP
			M5x12	05.041.203.9	50 units
			M6x14	05.041.204.9	50 units

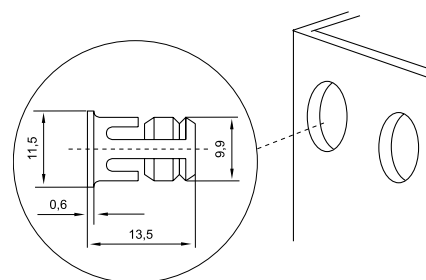


MIR00116

Mounting Components Fixing nut, M6

- For using in the Knürr Rapomos® 19" extrusion
- Quick and easy mounting without tools
- **Material**
 - Steel, yellow chrome-plated
- **Supply schedule**
 - 1 set of 20 units

W	H	D	Thread	Order no.	UP
			M6	04.209.021.9	20 units



RAP00190

Lab Measuring Lines Safety Lab Measuring Lines

- Highly flexible silicon lead
- Plug socket parts cascadable on both sides

- **Technical data**
 - Stranded wire 2.5 mm², PVC (double insulation)
 - Ø 4 mm ELCB protected plug, compatible with Ø 4 mm safety jack
 - Rated current, max. 32A
 - Rated voltage, max. 1000 V
 - Contact resistance, 0.3mΩ
 - Environmental temperature range, -10-80°C

- **Supply schedule**
 - 1 safety lab measuring lead



RAP00098

L	Model	Order no.	UP
500	Red	06.101.310.2	1 unit
500	Black	06.101.310.9	1 unit
500	Yellow	06.101.310.5	1 unit
1000	Red	06.101.311.2	1 unit
1000	Black	06.101.311.9	1 unit
1000	Yellow	06.101.311.5	1 unit
1500	Red	06.101.312.2	1 unit
1500	Black	06.101.312.9	1 unit
1500	Yellow	06.101.312.5	1 unit

Measuring Line Holder

- Measuring lead holder for clear and orderly hanging of cables and instrument leads
- Version for fixing on wall or desk
- Suitable for taking approx. 40 measuring/instrument leads

- **Technical data**
 - Lead holder length: 122 mm
 - Mounting panel: 60x43 mm
 - Mounting holes: Ø 6 mm
- **Supply schedule**
 - 1 measuring lead holder



RAP00097

Order no.	UP
06.101.315.1	1 unit



RAP00168

Dimensions in mm: W = Width
 H = Height
 D = Depth
 h = Installation height
 d = Useful depth
 L = Length

HU = Standard height unit, 1 HU = 44.45 mm
 HP = Horizontal pitch
 OU = Office unit
 19" = 482.6 mm, (ideal for 19" components in acc. with DIN 41494)
 UP = Unit of packaging

Conversion: 1 inch = 25.4 mm
 Replace „x“ with the number of your color choice

KNÜRR RAPOMOS® EQUIPMENT CARRIER SUPERSTRUCTURE

181 to 205





RAP00167

Knürr Rapomos® Equipment Carrier Superstructure
Strong points



EAP20016



EAP20039

The Knürr Rapomos® Equipment Carrier

extends the basic desk (Knürr Dacobas® and Knürr Elicon®) with additional installation options of electronic components that are over the 91 mm installation depth in the 19" and horizontal pitch raster.

Flexibility

The Knürr Rapomos® superstructures can be easily and flexibly equipped with modular electronic components and 19" racks.

- Individual combination and placement of the functional modules/ installations within the equipment carrier.
- Fast commissioning due to pre-assembled and wired equipment carrier units.
- Easy exchange of modules within the Knürr Rapomos® equipment carrier.

Electrical safety

The Knürr Rapomos® Equipment Carrier is a sheet steel construction for improved heat dissipation, shielding and electrical safety.

- Antistatic powder-coating on every level provides optimum protection of electronic components.
- All functional modules are CE-compliant and conform with the European standards concerning safety and EMC.

Mechanical safety

Additional load rating of the fully equipped 19" superstructure of max. 750N over the entire width.



RAP00133



RAP00193

Knürr Rapomos® 19" Superstructure Rack, 3 and 6 HU

- For mounting 19" equipment and 19" frames
- Superstructure rack with connection cable, approx. 2.5 m with protective contact plug
- Max. installation depth: 445 mm
- Assembly-set tilt setting of +/- 5°
- Variable height adjustment
- High load rating of the 19" superstructure per 19" plug-in unit
- Additional storage levels with high surface load capacity of 750 N
- Integrated ventilation concept for optimal cooling
- Service-friendly with easy mounting

• Load rating

- 750 N (static surface load)

• Material / Finish

Final digit of order number .1:

- Rack: sheet steel, antistatic powder-coated texture, RAL 7035, light-grey
- Perforated rear covers: antistatic powder-coated texture, RAL 7035, light-grey
- Mounting bracket, left and right: antistatic powder-coated texture, RAL 7035, light-grey

• Supply schedule

- 1 19" superstructure rack
- 2 mounting brackets
- 1 mounting instructions
- Mounting material

• Accessories

For additional support:

- Chassis runner left 04.205.016.1
- Chassis runner right 04.205.017.1



EAP20014

W	HU	Model	Order no.	UP
830	3	Knürr Dacobas® 1 x 19"	01.321.112.1	1 unit
1230	3	Knürr Dacobas® 2 x 19"	01.321.114.1	1 unit
1630	3	Knürr Dacobas® 3 x 19"	01.321.116.1	1 unit
1830	3	Knürr Dacobas® 3 x 19"	01.321.117.1	1 unit
2030	3	Knürr Dacobas® 4 x 19"	01.321.118.1	1 unit
800	3	Knürr Elicon® 1 x 19"	04.212.001.1	1 unit
1200	3	Knürr Elicon® 2 x 19"	04.212.002.1	1 unit
1600	3	Knürr Elicon® 3 x 19"	04.212.003.1	1 unit
1800	3	Knürr Elicon® 3 x 19"	04.212.004.1	1 unit
2000	3	Knürr Elicon® 4 x 19"	04.212.005.1	1 unit

Dimensions in mm: W = Width
H = Height
D = Depth
h = Installation height
d = Useful depth
L = Length

HU = Standard height unit, 1 HU = 44.45 mm
HP = Horizontal pitch
OU = Office unit
19" = 482.6 mm, (ideal for 19" components in acc. with DIN 41494)
UP = Unit of packaging

Conversion: 1 inch = 25.4 mm

Replace „x“ with the number of your color choice

Knürr Rapomos® 19" Installation Frame

- Prepared for mounting equipment and front panel sections
 - 19" adapter and interlocking connection
 - 3 HU; 84 HP
- **Material / Finish**
 - Extruded aluminium: natural
 - Handles: powder-coated texture, RAL 7035 light-grey
 - **Supply schedule**
 - 1 19" installation frame
 - 2 handles

W	HP	HU	Order no.	UP
426	84	3	04.212.041.1	1 unit




Sim. to picture.

EAP20070

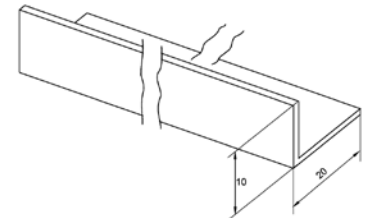
Knürr Rapomos® Edge Strip

- Prevents equipment set up on the tilted structural rack from sliding
 - Suitable for Knürr Dacobas® and Knürr Elicon®
- **Supply schedule**
 - 1 edge strip
 - Mounting material

W	H	D	Order no.	UP
747			04.258.150.1	1 unit
1147			04.258.151.1	1 unit
1547			04.258.152.1	1 unit
1747			04.258.153.1	1 unit
1947			04.258.154.1	1 unit



EAP20018



RAP00057

Dimensions in mm: W = Width
H = Height
D = Depth
h = Installation height
d = Useful depth
L = Length

HU = Standard height unit, 1 HU = 44.45 mm
HP = Horizontal pitch
OU = Office unit
19" = 482.6 mm, (ideal for 19" components in acc. with DIN 41494)
UP = Unit of packaging

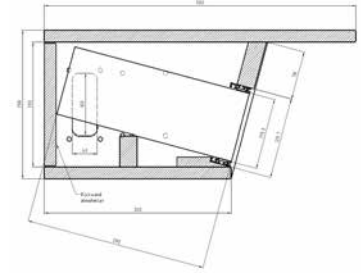
Conversion: 1 inch = 25.4 mm
Replace „x“ with the number of your color choice

Knürr Hotec Superstructure Rack

Accepts 19" Subrack components such as electronic supply modules, appliances and cover panels with a maximum depth of 290mm. Hotec Superstructure comes with 2.5m power cord with Schuko plug.

- Install precisely to your required height
- Offers additional shelf with a usable depth of 500mm
- Easy installation for comfortable maintenance
- Wooden, light grey body

- **Max. load**
 - 500N (evenly distributed)
- **Material / Surface**
 - Body is made from direct coated volume conductive three layer quality particle board FP/Y E1; fire resistance B2
- **Supply Schedule**
 - 1 Superstructure for subrack components
 - Mounting material
- **Note**
 - Also available with rear ventilation



RAP20083

W	H	D	HP	Model	Order no.	UP
830		290	133	Hotec T 500	01.321.932.1	1 unit
1030		290	175	Hotec T 500	01.321.933.1	1 unit
1230		290	210	Hotec T 500	01.321.934.1	1 unit
1630		290	294	Hotec T 500	01.321.936.1	1 unit
1830		290	329	Hotec T 500	01.321.937.1	1 unit
2030		290	371	Hotec T 500	01.321.938.1	1 unit

W	H	D	HP	19"	Model	Order no.	UP
830		290	3	1x19"	Hotec T 500	01.321.912.1	1 unit
1030		290	3	1x19"	Hotec T 500	01.321.913.1	1 unit
1230		290	3	2x19"	Hotec T 500	01.321.914.1	1 unit
1630		290	3	3x19"	Hotec T 500	01.321.916.1	1 unit
1830		290	3	3x19"	Hotec T 500	01.321.917.1	1 unit
2030		290	3	3x19"	Hotec T 500	01.321.918.1	1 unit

Knürr Rapomos® Safety Master Switch Field 230 V

- Combi ON-OFF switch with integrated signal light
 - Optimal user protection with emergency STOP switch
 - By activating the emergency STOP switch, all devices in the superstructure are turned off
 - In addition to this workstation emergency STOP function, a floating break contact for looping into a room emergency STOP function is also provided.
- **Material / Finish**
 - Front panel: aluminium plate, 2.5 mm, painted RAL 7035 light-grey, smooth
 - **Technical data**
 - **19" cassette**
 - 3 HU, 21 HP, depth 220 mm

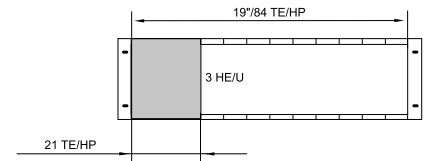
- **Adapter connector**
 - H15, DIN 41 612
- **Input voltage**
 - 230V AC ± 10% / max. 16 A
- **Switch**
 - Combi switch ON-OFF with integrated signal light
- **Emergency STOP**
 - Workstation emergency STOP built in
 - Room emergency STOP prepared
- **Room emergency STOP**
 - Floating break contact Switching capacity 230 VAC / 7 A
- **Environmental temperature range**
 - 0 - 40° C
- **Weight**
 - 1.6 kg.

W	H	D	HP	HU	Model	Order no.	UP
106.34		220	21	3	230 V, Typ SEF 230	06.101.072.1	1 unit



Sim. to picture.

RAP00033



RAP00068

Knürr Rapomos® Isolation transformer 230 V 3A or 230 V 5 A

- Offers potential free AC power supply for personal safety or to keep equipment free of inductive effects
 - Integrated Inrush Current Limiter
 - Conformity according to EN50081, 1/50082 2, EN60950
- **Material / Finish**
 - Front panel: aluminium plate, 2.5 mm, painted RAL 7035 light-grey, smooth
 - **Technical data**
 - **19"-cassette**
 - 3 HU, 63 HP, depth 220 mm
 - **Adapter connector**
 - H15, DIN 41 612
 - **Input voltage**
 - 230V AC ± 10%, 50 / 60 Hz

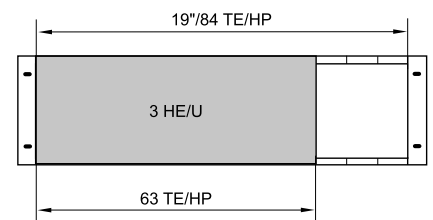
- **Output voltages / max. output currents with type TT 230-3**
 - 230 VAC / 3 A
- **with type TT 230-5**
 - 230 VAC / 5 A
- **Output power with type TT 230-3**
 - 690 VA
- **with type TT 230-5**
 - 1150 VA
- **Environmental temperature range**
 - 0 - 40° C
- **Output terminals**
 - Socket without earth contact
- **Protection**
 - Primary and secondary with circuit breaker
- **Weight with type TT 230-3**
 - 9.0 kg
- **with type TT 230-5**
 - 16.0 kg

W	H	D	HP	HU	Model	Order no.	UP
213.02		220	42	3	230 V 1.6 A	06.121.110.1	1 unit
319.36		220	63	3	230 V 3 A, TT 230-3	06.101.110.1	1 unit
319.36		220	63	3	230 V 5 A, TT 230-5	06.101.111.1	1 unit



Sim. to picture.

RAP00019



RAP00071

Dimensions in mm: W = Width
H = Height
D = Depth
h = Installation height
d = Useful depth
L = Length

HU = Standard height unit, 1 HU = 44.45 mm
HP = Horizontal pitch
OU = Office unit
19" = 482.6 mm, (ideal for 19" components in acc. with DIN 41494)
UP = Unit of packaging

Conversion: 1 inch = 25,4 mm
Replace „x“ with the number of your color choice

Knürr Rapomos® Adjustable Alternating Voltage

- For earth-free operation of test specimens
 - Integrated isolating transformer
 - Voltage can be set from 0 to max. value using isolating transformer
- **Material / Finish**
 - Front panel: aluminium plate, 2.5 mm, painted RAL 7035 light-grey, smooth
- **Technical data**
 - **Output voltage**
 - 0-260V AC, adjust., earth-free

- **Output current**
 - Max. 1.6 A
- **Power supply voltage**
 - 230 V AC
- **Circuit breaker**
 - Max. 16 A
- **Display**
 - 1x current reader, 1x voltage reader, digital 3-digit
- **Primary protection**
 - Thermal circuitbreaker 2 A
- **Secondary protection**
 - Thermal magnetic circuit breaker 1.6 A

W	H	D	HP	HU	Order no.	UP
213.02		230	42	3	06.121.140.1	1 unit



Sim. to picture.

RAP20013

Knürr Rapomos® Adjustable Alternating Voltage

- For earth-free operation of test specimens
 - Integrated isolating transformer
 - Voltage can be set from 0 to max. value using isolating transformer
- **Material / Finish**
 - Front panel: aluminium plate, 2.5 mm, painted RAL 7035 light-grey, smooth
- **Technical data**
 - **Output voltage**
 - 0-260V AC, adjust., earth-free

- **Output current**
 - Max. 3.2 A
- **Power supply voltage**
 - 230 V AC
- **Circuit breaker**
 - Max. 16 A
- **Display**
 - 1x current reader, 1x voltage reader, digital 3-digit
- **Primary protection**
 - Thermal circuitbreaker 4 A
- **Secondary protection**
 - Thermal magnetic circuit breaker 3.2 A

W	H	D	HU/U	Order no.	UP
482.6		285	3	06.121.141.1	1 unit



Sim. to picture.

RAP20014

Knürr Rapomos® Adjustable AC Power Supply

- Potential free power supply for examinees
 - Integrated insulation transformer
 - Output voltage adjustable from 0 - 100%
 - 7 segment voltage and current display
 - AC output or DC output with 48% ripple
- **Material / Finish**
 - Front panel: aluminum plate, 2.5mm, painted RAL7035 light-grey, smooth
- **Technical data**
 - **Output:**
 - 0 - 260V AC, adjustable, potential free,
 - 0 - 260V DC adjustable, 48% ripple, potential free

- **max. current:**
 - 1.6A
- **Input voltage:**
 - 230V AC
- **max. fuse:**
 - 16A
- **Display:**
 - 1x current
 - 1x voltage
 - 7 segment 3 digit, each with true RMS rectifier
- **Primary fuse:**
 - Thermal, 2A
- **Secondary fuse:**
 - Thermal magnetic 1.6A

W	H	D	HP	HU/U	Order no.	UP
213.02		230	42	3	06.121.150.1	1 unit



Sim. to picture.

RAP20061

Knürr Rapomos® Adjustable Alternating Voltage

- Voltage can be set from 0 to max. value using 3-phase variable ratio transformer
 - Analogue voltage and current display
 - 3 current displays for showing the phase currents, 1voltmeter with change-over switch for displaying the voltages phase-phase and phase-neutral conductor.
- **Material / Finish**
 - Front panel: aluminium plate, 2,5 mm, painted RAL 7035 light-grey, smooth
 - **Technical data**
 - **Output voltage**
 - 3x0-260/450V AC, adjust., with earth

- **Output current**
 - Max. 5 A
- **Power supply voltage**
 - 3x230/400 V AC
- **Circuit breaker**
 - Max. 16 A
- **Display**
 - 3x current readers, 1x voltage reader, analogue class 1.5, voltage reader switch for 3x phase-phase and 3x phase-neutral
- **Protection**
 - 3 thermal magnetic circuit breakers, 5 A

W	H	D	HU/U	Order no.	UP
482.6		285	6	06.121.160.1	1 unit



Sim. to picture.

RAP20062

Knürr Rapomos® Adjustable Alternating Voltage

- Voltage can be set from 0 to max. value using 3-phase variable ratio transformer
 - Analogue voltage and current display
 - 3 current displays for showing the phase currents, 1voltmeter with change-over switch for displaying the voltages phase-phase and phase-neutral conductor.
 - Can be switched to direct voltage with 4.2% residual ripple
 - Separate current and voltage displays for direct voltage
- **Material / Finish**
 - Front panel: aluminium plate, 2,5 mm, painted RAL 7035 light-grey, smooth
 - **Technical data**
 - **Output voltage**
 - 3x0-260/450V AC, adjust., with earth
 - 0-450V DC, 4.2% residual ripple, with earth

- **Output current**
 - Max. 3.2 A
- **Power supply voltage**
 - 3x230/400V AC
- **Circuit breaker**
 - Max. 16 A
- **Display AC**
 - 3x current readers, 1x voltage reader, analogue class 1.5, voltage reader switch for 3x phase-phase and 3x phase-neutral
- **Display DC**
 - Current reader and voltage reader analogue class 1.5
- **Protection**
 - 3 thermal magnetic circuit breakers, 3.2 A

W	H	D	HU/U	Order no.	UP
482.6		285	6	06.121.161.1	1 unit



Sim. to picture.

RAP20062

Dimensions in mm: W = Width
 H = Height
 D = Depth
 h = Installation height
 d = Useful depth
 L = Length

HU = Standard height unit, 1 HU = 44.45 mm
 HP = Horizontal pitch
 OU = Office unit
 19" = 482.6 mm,
 (ideal for 19" components in acc. with DIN 41494)
 UP = Unit of packaging

Conversion: 1 inch = 25,4 mm
 Replace „x“ with the number of your color choice

Knürr Rapomos® DC Power Supply

- Longitudinal stabilizer with earth-free, stabilised direct voltage for supplying logiccircuits, microprocessors etc.
- Short circuit-proof with overload protection, series and parallel connectable
- **Material / Finish**
 - Front panel: aluminium plate, 2.5 mm, painted RAL 7035 light-grey, smooth
- **Technical data**
 - **Output voltage**
 - 5V fixed, (earth-free, stabilised, sustained short circuit-proof, series and parallel connectable)

- **Output current**
 - 10A fixed, limited
- **Power supply voltage**
 - 230V AC
- **Circuit breaker**
 - Max. 16 A
- **Residual ripple**
 - 2mV_{ss}
- **Mains control +/-10%**
 - 0.02% + 2mV
- **Load control (no-load/load)**
 - 0.1% + 2mV
- **Temperature coeff.**
 - 0.1%/°C

W	H	D	HP	HU	Order no.	UP
284		230	56	3	06.121.170.1	1 unit



Sim. to picture.

RAP20018

Knürr Rapomos® DC Power Supply

- Longitudinal stabilizer with earth-free, stabilised direct voltage for supplying logiccircuits, microprocessors etc.
- Short circuit-proof with overload protection, series and parallel connectable
- **Material / Finish**
 - Front panel: aluminium plate, 2.5 mm, painted RAL 7035 light-grey, smooth
- **Technical data**
 - **Output voltage/2**
 - 12V fixed, (earth-free, stabilised, sustained short circuit-proof, series and parallel connectable)

- **Output current 1/2**
 - 2A fixed, limited
- **Power supply voltage**
 - 230V AC
- **Circuit breaker**
 - Max. 16A
- **Residual ripple**
 - 2mV_{ss}
- **Mains control +/-10%**
 - 0.02% + 2mV
- **Load control (no-load/load)**
 - 0.1% + 2mV
- **Temperature coeff.**
 - 0.1%/°C

W	H	D	HP	HU	Order no.	UP
141.56		230	28	3	06.121.171.1	1 unit



Sim. to picture.

RAP20019

Knürr Rapomos® DC Power Supply

- Longitudinal stabilizer with earth-free, stabilised direct voltage for supplying logiccircuits, microprocessors etc.
- Short circuit-proof with overload protection, series and parallel connectable
- **Material / Finish**
 - Front panel: aluminium plate, 2.5 mm, painted RAL 7035 light-grey, smooth
- **Technical data**
 - **Output voltage/2**
 - 15V fixed, (earth-free, stabilised, sustained short circuit-proof, series and parallel connectable)

- **Output current 1/2**
 - 1.6A fixed, limited
- **Power supply voltage**
 - 230V AC
- **Circuit breaker**
 - Max. 16A
- **Residual ripple**
 - 2mV_{ss}
- **Mains control +/-10%**
 - 0.02% + 2mV
- **Load control (no-load/load)**
 - 0.1% + 2mV
- **Temperature coeff.**
 - 0.1%/°C

W	H	D	HP	HU	Order no.	UP
141.56		230	28	3	06.121.173.1	1 unit



Sim. to picture.

RAP20019

Knürr Rapomos® DC Power Supply

- Longitudinal stabilizer with earth-free, stabilised direct voltage for supplying logiccircuits, microprocessors etc.
 - Short circuit-proof with overload protection, series and parallel connectable
- Material / Finish**
- Front panel: aluminium plate, 2,5 mm, painted RAL 7035 light-grey, smooth
- Technical data**
- Output voltage**
- 24V fixed, (earth-free, stabilised, sustained short circuit-proof, series and parallel connectable)

- Output current**
- 2A fixed, limited
- Power supply voltage**
- 230V AC
- Circuit breaker**
- Max. 16A
- Residual ripple**
- 2mV_{ss}
- Mains control +/-10%**
- 0.02% + 2mV
- Load control (no-load/load)**
- 0.1% + 2mV
- Temperature coeff.**
- 0.1%/°C

W	H	D	HP	HU	Order no.	UP
141.56		230	28	3	06.121.174.1	1 unit



Sim. to picture.

RAP20018

Knürr Rapomos® DC Power Supply

- Longitudinal stabilizer with earth-free, stabilised direct voltage for supplying logiccircuits, microprocessors etc.
 - Short circuit-proof with overload protection, series and parallel connectable
- Material / Finish**
- Front panel: aluminium plate, 2,5 mm, painted RAL 7035 light-grey, smooth
- Technical data**
- Output voltage/2**
- 12V fixed
- Output current 1/2**
- 0.4A fixed, limited
- Output voltage 3**
- 5V fixed

- Output current 3**
- 3A fixed, limited all outputs earth-free, stabilised, sustained short circuit-proof, series and parallel connectable
- Power supply voltage**
- 230V AC
- Circuit breaker**
- Max. 16A
- Residual ripple**
- 2mV_{ss}
- Mains control +/-10%**
- 0.02% + 2mV
- Load control (no-load/load)**
- 0.1% + 2mV
- Temperature coeff.**
- 0.1%/°C

W	H	D	HP	HU	Order no.	UP
141.56		230	28	3	06.121.180.1	1 unit



Sim. to picture.

RAP20020

Knürr Rapomos® DC Power Supply

- Longitudinal stabilizer with earth-free, stabilised direct voltage for supplying logiccircuits, microprocessors etc.
 - Short circuit-proof with overload protection, series and parallel connectable
- Material / Finish**
- Front panel: aluminium plate, 2,5 mm, painted RAL 7035 light-grey, smooth
- Technical data**
- Output voltage/2**
- 15V fixed
- Output current 1/2**
- 0.4A fixed, limited
- Output voltage 3**
- 5V fixed

- Output current 3**
- 3A fixed, limited all outputs earth-free, stabilised, sustained short circuit-proof, series and parallel connectable
- Power supply voltage**
- 230V AC
- Circuit breaker**
- Max. 16A
- Residual ripple**
- 2mV_{ss}
- Mains control +/-10%**
- 0.02% + 2mV
- Load control (no-load/load)**
- 0.1% + 2mV
- Temperature coeff.**
- 0.1%/°C

W	H	D	HP	HU	Order no.	UP
141.56		230	28	3	06.121.181.1	1 unit



Sim. to picture.

RAP20021

Dimensions in mm: W = Width, H = Height, D = Depth, h = Installation height, d = Useful depth, L = Length, HU = Standard height unit, 1 HU = 44.45 mm, HP = Horizontal pitch, OU = Office unit, 19" = 482.6 mm, (ideal for 19" components in acc. with DIN 41494), UP = Unit of packaging

Conversion: 1 inch = 25,4 mm. Replace „x“ with the number of your color choice

Knürr Rapomos® DC Power Supply

- Longitudinal stabilizer with earth-free, stabilised direct voltage, voltage and current regulated
 - Voltage and current limit adjustable
 - Short circuit-proof with overload protection, series and parallel connectable
 - Digital voltage and current display
- **Material / Finish**
 - Front panel: aluminium plate, 2.5 mm, painted RAL 7035 light-grey, smooth
 - **Technical data**
 - Output voltage**
 - 0-30V adjustable, earth-free, stabilised, sustained short circuit-proof, series and parallel connectable
 - Output current**
 - 0-2A adjustable
 - Power supply voltage**
 - 230V AC

- **Circuit breaker**
 - Max. 16 A
- **Display**
 - 1x current reader, 1x voltage reader, digital 3-digit
- **Residual ripple**
 - $1.5\text{mV}_{\text{ss}} \pm 0.5\text{mV}_{\text{ss}}$
- **Correction time**
 - 50 μs
- **Mains control U: +/-10%**
 - 0.01% + 1mV
- **Load control U: (no-load/load)**
 - 0.01% + 1mV
- **Temperature coefficient U:**
 - 0.01%/°C
- **Mains control I: +/-10%**
 - 0.1% + 1.5mA
- **Load control I (no-load/load)**
 - 0.1% + 1.5mA
- **Temperature coefficient I:**
 - 0.05%/°C

W	H	D	HP	HU	Order no.	UP
213.02		230	42	3	06.121.190.1	1 unit



Sim. to picture.

RAP20022

Knürr Rapomos® DC Power Supply

- Longitudinal stabilizer with earth-free, stabilised direct voltage, voltage and current regulated
 - Voltage and current limit adjustable
 - Short circuit-proof with overload protection, series and parallel connectable
 - Digital voltage and current display
- **Material / Finish**
 - Front panel: aluminium plate, 2.5 mm, painted RAL 7035 light-grey, smooth
 - **Technically earth-free**
 - Output voltage**
 - 0-30V adjustable, earth-free, stabilised, sustained short circuit-proof, series and parallel connectable
 - Output current**
 - 0-4A adjustable
 - Power supply voltage**
 - 230V AC

- **Circuit breaker**
 - Max. 16 A
- **Display**
 - 1x current reader, 1x voltage reader, digital 3-digit
- **Residual ripple**
 - $1.5\text{mV}_{\text{ss}} \pm 0.5\text{mV}_{\text{ss}}$
- **Correction time**
 - 50 μs
- **Mains control U: +/-160,864 mm-10%**
 - 0.01% + 1mV
- **Load control U: (no-load/load)**
 - 0.01% + 1mV
- **Temperature coefficient U:**
 - 0.01%/°C
- **Mains control I: +/-10%**
 - 0.1% + 1.5mA
- **Load control I (no-load/load)**
 - 0.1% + 1.5mA
- **Temperature coefficient I:**
 - 0.05%/°C

W	H	D	HP	HU	Order no.	UP
284		230	56	3	06.121.191.1	1 unit



Sim. to picture.

RAP20022

Knürr Rapomos® DC Power Supply

- Longitudinal stabilizer with earth-free, stabilised direct voltage, voltage and current regulated
- Voltage and current limit adjustable
- Short circuit-proof with overload protection, series and parallel connectable
- Digital voltage and current display

Material / Finish

- Front panel: aluminium plate, 2.5 mm, painted RAL 7035 light-grey, smooth

Technical data

Output voltage

- 0-60V adjustable, earth-free, stabilised, sustained short circuit-proof, series and parallel connectable

Output current

- 0-1A adjustable

Power supply voltage

- 230V AC

Circuit breaker

- Max. 16A

Display

- 1x current reader, 1x voltage reader, digital 3-digit

Residual ripple

- 1.5mV_{SS} +/-0.5mV_{SS}

Correction time

- 50 µs

Mains control U: +/-10%

- 0.01% + 1mV

Load control U: (no-load/load)

- 0.01% + 1mV

Temperature coefficient U:

- 0.01%/°C

Mains control I: +/-10%

- 0.1% + 1.5mA

Load control I (no-load/load)

- 0.1% + 1.5mA

Temperature coefficient I:

- 0.05%/°C

W	H	D	HP	HU	Order no.	UP
213.02		230	42	3	06.121.192.1	1 unit



Sim. to picture.

RAP20022

Knürr Rapomos® DC Power Supply

- Longitudinal stabilizer with earth-free, stabilised direct voltage, voltage and current regulated
- Voltage and current limit adjustable
- Short circuit-proof with overload protection, series and parallel connectable
- Digital voltage and current display

Material / Finish

- Front panel: aluminium plate, 2.5 mm, painted RAL 7035 light-grey, smooth

Technical data

Output voltage

- 0-60V adjustable, earth-free, stabilised, sustained short circuit-proof, series and parallel connectable

Output current

- 0-2A adjustable

Power supply voltage

- 230V AC

Circuit breaker

- Max. 16A

Display

- 1x current reader, 1x voltage reader, digital 3-digit

Residual ripple

- 1.5mV_{SS} +/-0.5mV_{SS}

Correction time

- 50 µs

Mains control U: +/-10%

- 0.01% + 1mV

Load control U: (no-load/load)

- 0.01% + 1mV

Temperature coefficient U:

- 0.01%/°C

Mains control I: +/-10%

- 0.1% + 1.5mA

Load control I (no-load/load)

- 0.1% + 1.5mA

Temperature coefficient I:

- 0.05%/°C

W	H	D	HP	HU	Order no.	UP
213.02		230	42	3	06.121.193.1	1 unit



Sim. to picture.

RAP20022

Dimensions in mm: W = Width
 H = Height
 D = Depth
 h = Installation height
 d = Useful depth
 L = Length

HU = Standard height unit, 1 HU = 44.45 mm
 HP = Horizontal pitch
 OU = Office unit
 19" = 482.6 mm, (ideal for 19" components in acc. with DIN 41494)
 UP = Unit of packaging

Conversion: 1 inch = 25.4 mm
 Replace „x“ with the number of your color choice

Knürr Rapomos® DC Power Supply

- Longitudinal stabilizer with earth-free, stabilised direct voltage, voltage and current regulated
 - Voltage and current limit adjustable
 - Short circuit-proof with overload protection, series and parallel connectable
 - Digital voltage and current display
- **Material / Finish**
 - Front panel: aluminium plate, 2.5 mm, painted RAL 7035 light-grey, smooth
 - **Technical data**
 - Output voltage**
 - 2x0-30V adjustable, earth-free, stabilised, sustained short circuit-proof, series and parallel connectable
 - Output current**
 - 2x0-2A adjustable
 - Power supply voltage**
 - 230V AC, 50 Hz
 - Circuit breaker**
 - Max. 16A

- **Display**
 - 1x current reader,
 - 1x voltage reader,
 - digital 3-digit
 - Measuring instrument switch for output 1 and 2
- **Residual ripple**
 - $1.5\text{mV}_{\text{SS}} \pm 0.5\text{mV}_{\text{SS}}$
- **Correction time**
 - 50 μs
- **Mains control U:**
 - +/-10%: 0.01%+1mV
- **Load control U: (no-load/load)**
 - 0.01% + 1mV
- **Temperature coefficient U:**
 - 0.01%/°C
- **Mains control I: +/-10%**
 - 0.1% + 1.5mA
- **Load control I (no-load/load)**
 - 0.1% + 1.5mA
- **Temperature coefficient I:**
 - 0.05%/°C

W	H	D	HP	HU	Order no.	UP
213.02		230	42	3	06.121.220.1	1 unit

Knürr Rapomos® DC Power Supply

- Longitudinal stabilizer with earth-free, stabilised direct voltage, voltage and current regulated
 - Voltage and current limit adjustable
 - Short circuit-proof with overload protection, series and parallel connectable
 - Digital voltage and current display
- **Material / Finish**
 - Front panel: aluminium plate, 2.5 mm, painted RAL 7035 light-grey, smooth
 - **Technical data**
 - Output voltage**
 - 2x0-60V adjustable, earth-free, stabilised, sustained short circuit-proof, series and parallel connectable
 - Output current**
 - 2x0-1A adjustable
 - Power supply voltage**
 - 230V AC, 50 Hz

- **Circuit breaker**
 - Max. 16A
- **Display**
 - 1x current reader,
 - 1x voltage reader,
 - digital 3-digit
 - Measuring instrument switch for output 1 and 2
- **Residual ripple**
 - $1.5\text{mV}_{\text{SS}} \pm 0.5\text{mV}_{\text{SS}}$
- **Correction time**
 - 50 μs
- **Mains control U:**
 - +/-10%: 0.01%+1mV
- **Load control U: (no-load/load)**
 - 0.01% + 1mV
- **Temperature coefficient U:**
 - 0.01%/°C
- **Mains control I: +/-10%**
 - 0.1% + 1.5mA
- **Load control I (no-load/load)**
 - 0.1% + 1.5mA
- **Temperature coefficient I:**
 - 0.05%/°C

W	H	D	HP	HU	Order no.	UP
284		230	56	3	06.121.221.1	1 unit



Sim. to picture.

RAP20055



Sim. to picture.

RAP20055

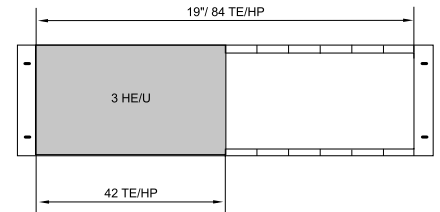
Knürr Rapomos® Measuring Device Digital multimeter

- High-integration 4.75-digit digital multimeter with 42 measuring ranges
 - Automatic measuring range change
 - Keys for measurement mode switching
 - Real effective value measurement for alternating voltage and current with max. crest factor 7
 - Temperature measurement possible
 - RS-232 interface with control and evaluation software
- **Material / Finish**
 - Front panel: aluminium plate, 2.5 mm, painted RAL 7035 light-grey, smooth
 - **Technical data**
 - 19" cassette**
 - 3 HU, 42 HP, depth 220 mm
 - Adapter connector**
 - H15, DIN 41 612
 - Power supply voltage**
 - 230 VAC±10%
 - Environmental temperature range**
 - 0 - 40°C
 - Weight**
 - 4.3 kg
 - **Measuring ranges**
 - DC**
 - 500 mV, 5 V, 50 V, 500 V, 600 V, 500 µA, 5 mA, 50 mA, 500 mA, 10 A
 - AC**
 - 500 mV, 5 V, 50 V, 500 V, 600 V, 500 µA, 5 mA, 50 mA, 500 mA, 10 A
 - R**
 - 500 Ω, 5 kΩ, 50 kΩ, 500 kΩ, 5 MΩ, 50 MΩ
 - Internal resistance**
 - 10 MΩ, 90 pF
 - Measurement sequence**
 - 2.5 mea./sec
 - Basic accuracy**
 - 0,05 %
 - Measuring lines HZ 15**
 - Included in the supply schedule
 - Unit of packaging**
 - 1 Rapomos® modular digital multimeter DVM 8012
 - 1 set of silicon measuring cable HZ15



Sim. to picture.

RAP20065



RAP00070

W	H	D	HP	HU	Model	Order no.	UP
213.02		230	42	3	Type DMV 8012	06.121.230.1	1 unit

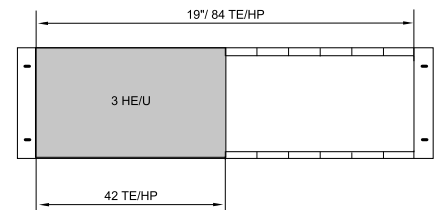
Knürr Rapomos® Measuring Device Functions generator

- Wide frequency range of 0.05 Hz to 10 MHz
 - Digital frequency display (4-digit) with resolution of up to 1 MHz
 - 3 standard signal forms: sine, square-wave, triangle
 - Short rise times of only 15 ns ensure high signal purity and good amplitude stability
 - All outputs are short circuit-proof
- **Material / Finish**
 - Front panel: aluminium plate, 2.5 mm, painted RAL 7035 light-grey, smooth
 - **Technical data**
 - 19" cassette**
 - 3 HU, 42 HP, depth 220 mm
 - Adapter connector**
 - H15, DIN 41 612
 - Power supply voltage**
 - 230 VAC±10%
 - Operating types**
 - Sine - square-wave - triangle
 - Frequency range**
 - 0.05 Hz to 10 MHz in 8 decimal levels
 - Curve form characteristics**
 - Sine-harmonic content 0.05 Hz to 1MHz Max. 0.5% 1 MHz to 10 MHz max. 5%
 - Square-wave rise time**
 - type 15 ns
 - Overshoot**
 - <5%
 - Triangular non-linearity**
 - <1% (up to 100 kHz)
 - Outputs**
 - Signal output Impedance 50 Ω; Output voltage 10 V_{ss} on 50 Ω load max. (no-load 20 V_{ss}); DC-offset max. ±2.5 V on 50 Ω load; Trigger output synchronous square-wave signal TTL+5 V
 - Environmental temperature range**
 - 0 - 40°C
 - Weight**
 - 4.0 kg
 - **Unit of packaging**
 - 1 unit



Sim. to picture.

RAP00018



RAP00070

W	H	D	HP	HU	Model	Order no.	UP
213.02		230	42	3	Type FG 8030-5	06.121.231.1	1 unit

Dimensions in mm: W = Width
H = Height
D = Depth
h = Installation height
d = Useful depth
L = Length

HU = Standard height unit, 1 HU = 44.45 mm
HP = Horizontal pitch
OU = Office unit
19" = 482.6 mm, (ideal for 19" components in acc. with DIN 41494)
UP = Unit of packaging

Conversion: 1 inch = 25,4 mm
Replace „x“ with the number of your color choice

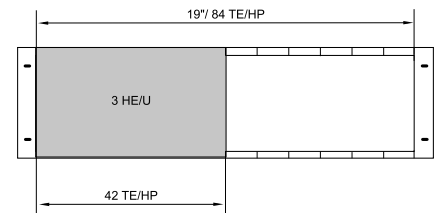
Knürr Rapomos® Measuring Device Frequency counter

- 7 selectable measuring functions
 - Wide DC frequency range of up to 1.6 GHz
 - High input sensitivity, type 20 mV
 - Temperature-compensated crystal time base (5×10^{-7})
 - 8 + 1-digit LED display
 - Autotrigger function makes measuring easier
- **Material / Finish**
 - Front panel: aluminium plate, 2.5 mm, painted RAL 7035 light-grey, smooth
 - **Technical data**
 - **19" cassette**
 - 3 HU, 42 HP, depth 220 mm
 - **Adapter connector**
 - H15, DIN 41 612
 - **Power supply voltage**
 - 230 VAC $\pm 10\%$
 - **Measuring functions**
 - Frequency
 - Period length
 - Totalizing
 - Pulse width (medium value)
 - Totalizing triggered by ext. gate
 - **Environmental temperature range**
 - 0 - 40°C
- **Weight**
 - 4.1 kg.
 - **Input characteristic (input A)**
 - **Frequency range**
 - 0-150 MHz (DC coupled),
 - 10 Hz-150 MHz (AC coupled)
 - **Minimum pulse width**
 - 5 ns
 - **Input noise**
 - type 100 μ V
 - **Coupling**
 - AC or DC switchable
 - **Input impedance**
 - 1 M Ω /40 pF
 - **Attenuator**
 - x 1, x 20 (switchable)
 - **Input characteristic (input C)**
 - **Frequency range**
 - 100 MHz-1.6 GHz
 - **Input impedance**
 - 50 Ω nominal coupling AC
 - **Max. input voltage**
 - 5 V
 - **Unit of packaging**
 - 1 unit



Sim. to picture.

RAP00017



RAP00070

W	H	D	HP	HU	Model	Order no.	UP
213.02		230	42	3	Type FZ 8021-3	06.121.232.1	1 unit

Knürr Rapomos® Resistance Decade

- Resistance decade for experimental census of resistance values
 - 10 Ω to 1 M Ω in electronic circuits
 - Version as insert panel
- **Material / Finish**
 - Front panel: aluminium plate, 2.5 mm, painted RAL 7035 light-grey, smooth
 - **Technical data**
 - **Resistance range**
 - 1 Ω to 1M Ω
 - **Resolution**
 - 1 Ω
 - **Tolerance**
 - 1 Ω to 9 Ω : 2%
 - 10 Ω to 1M Ω : 1%
 - **Load rating**
 - max. 1W
 - **Operating voltage**
 - 50V AC / 75V DC



Sim. to picture.

RAP20057

W	H	D	HP	HU	Order no.	UP
141.56			28	3	06.121.270.1	1 unit

Knürr Rapomos® Decade Capacitor

- Decade capacitor for experimental census of capacity values
 - 100pF to 10 μ F in electronic circuits
 - Version as insert panel
- **Material / Finish**
 - Front panel: aluminium plate, 2.5 mm, painted RAL 7035 light-grey, smooth
 - **Technical data**
 - **Capacity range**
 - 100pF to 10 μ F
 - **Resolution**
 - 100pF
 - **Tolerance**
 - +/- 5%
 - **Operating voltage**
 - max. 250V DC and 100 VDC



Sim. to picture.

RAP20058

W	H	D	HP	HU	Order no.	UP
141.56			28	3	06.121.271.1	1 unit

Knürr Rapomos® Soldering Station

- Cartridge with electronic temperature regulation
 - Temperature setting via rotating knob
 - with soldering iron
- **Material / Finish**
 - Front panel: aluminium plate, 2.5 mm, painted RAL 7035 light-grey, smooth
 - **Technical data**
 - Temperature range**
 - 150-450°C

- **Power**
 - 80W
- **Control**
 - Electronic, with target/actual value comparison
- **Power supply:**
 - 230V AC
- **Circuit breaker**
 - Max. 16A
- **Internal protection**
 - Fine-wire fuse T1A

W	H	D	HP	HU	Order no.	UP
141.56		230	28	3	06.121.280.1	1 unit



Sim. to picture.

RAP20026

Knürr Rapomos® Soldering Station

- Cartridge with electronic temperature regulation
 - Temperature setting via digital display
 - Control display via LED, standard with soldering iron
- **Material / Finish**
 - Front panel: aluminium plate, 2.5 mm, painted RAL 7035 light-grey, smooth

- **Technical data**
 - Temperature range**
 - 150-450°C
 - **Power**
 - 80W
 - **Control**
 - digital
 - **Power supply:**
 - 230V AC
 - **Circuit breaker**
 - Max. 16A
 - **Internal protection**
 - Fine-wire fuse T1A

W	H	D	HP	HU	Order no.	UP
141.56		230	28	3	06.121.281.1	1 unit



Sim. to picture.

RAP20060

Knürr Rapomos® Soldering/Desoldering Station

- 56 HP Subrack cassette
 - 2 independent channels with automatic tool identification for parallel use of 2 soldering irons
 - Powers soldering irons, solder baths up to 200W, desoldering irons up to 80W or hot air guns up to 100W
 - Vacuum: max. 0,7bar, 18l/min
 - Hot air max. 10l/min
 - Max. power consumption: 300W
 - Including one soldering iron DS80 with holder, anti stick paste, cleaning set, two extra vacuum nozzles, spare seals
- **Material / Finish**
 - Front panel: aluminium plate, 2.5 mm, painted RAL 7035 light-grey, smooth

- **Technical data**
 - Input voltage:**
 - 230V AC
 - **Power consumption:**
 - max. 300W
 - **Fuse:**
 - Fine, T4A
 - **Temperature tolerance:**
 - +/- 2% for soldering/ desoldering iron, +/-30% for hot air pencil
 - **Tool ports:**
 - 2x 80W/24V
 - **Temperature control:**
 - stepless 50 - 450°C for soldering/ desoldering iron, 550°C for hot air pencil
 - **Pump:**
 - max. vacuum 0,7bar max. 18l/min, hot air max. 10l/min

W	H	D	HP	HU	Order no.	UP
284		230	56	3	06.121.282.1	1 unit



Sim. to picture.

Dimensions in mm: W = Width, H = Height, D = Depth, h = Installation height, d = Useful depth, L = Length, HU = Standard height unit, 1 HU = 44,45 mm, HP = Horizontal pitch, OU = Office unit, 19" = 482,6 mm, (Ideal for 19" components in acc. with DIN 41494), UP = Unit of packaging. **Conversion:** 1 inch = 25,4 mm. Replace „x“ with the number of your color choice

Knürr Rapomos® Supplementary Module Mains power supply field 230 VAC

- Power supply field (Type NV 230/4) With four protective-contact sockets for supplying mains operated devices and consumers or
 - Power supply field (Type NV 230/3) With three protective-contact sockets and 4 mm safety lab sockets for supplying mains operated devices and circuits
- Material / Finish**
 - Front panel: aluminium plate, 2.5 mm, painted RAL 7035 light-grey, smooth
 - Technical data**
 - 19" cassette**
 - 3 HU, 42 HP, depth 220 mm
- Adapter connector**
 - H15, DIN 41 612
 - Input voltage**
 - 230 VAC
 - Output voltage**
 - 230 VAC/ in total max. 16A
 - Type NV 230/4**
 - 4 protective contactsockets
 - Type NV 230/3**
 - 3 Protective contactsockets
 - 3 safety lab sockets
 - Environmental temperature range**
 - 0 - 40°C
 - Weight**
 - 1.6 kg.
 - Unit of packaging**
 - 1 unit

W	H	D	HP	HU	Model	Order no.	UP
213.02		220	42	3	230 VAC, 4 sockets, type NV 230/4	06.101.090.1	1 unit
213.02		220	42	3	230 VAC, 3 sockets, type NV 230/3	06.101.091.1	1 unit



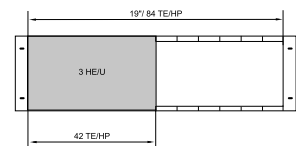
Sim. to picture.

RAP00024



Sim. to picture.

RAP00025



RAP00070

Knürr Rapomos® Supplementary Module Mains power supply field 230 VAC, Swiss standard

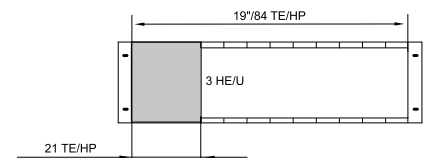
- Power supply field with 2 Swiss sockets for supplying mains operated devices and consumers
- Material / Finish**
 - Front panel: aluminium plate, 2.5 mm, painted RAL 7035 light-grey, smooth
 - Technical data**
 - 19" cassette**
 - 3 HU, 21 HP, depth 220 mm
- Adapter connector**
 - H15, DIN 41 612
 - Input voltage**
 - 230 VAC
 - Output voltage**
 - 2 protective contact sockets
 - 230 VAC/ overall max. 10A
 - Environmental temperature range**
 - 0 - 40°C
 - Weight**
 - 1.1 kg.
 - Unit of packaging**
 - 1 unit

W	H	D	HP	HU	Model	Order no.	UP
106.34		220	21	3	230 VAC, type NV 230/2 CH	06.101.092.1	1 unit



Sim. to picture.

RAP00092



RAP00068

Knürr Rapomos® Supplementary Module
Mains power supply field 230 VAC, French standard

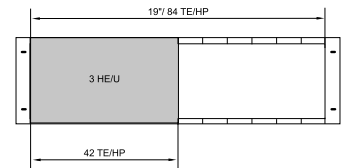
- Power supply field with 3 French sockets for supplying mains operated devices and consumers
- **Material / Finish**
 - Front panel: aluminium plate, 2.5 mm, painted RAL 7035 light-grey, smooth
- **Technical data**
 - 19" cassette**
 - 3 HU, 42 HP, depth 220 mm
 - Adapter connector**
 - H15, DIN 41 612
- Input voltage**
 - 230 VAC
- Output voltage**
 - 3 protective contact sockets 230 VAC/ overall max. 16A
- Environmental temperature range**
 - 0 - 40°C
- Weight**
 - 1.6 kg.
- **Unit of packaging**
 - 1 unit

W	H	D	HP	HU	Model	Order no.	UP
213.02		220	42	3	230 VAC, type NV 230/3 F	06.101.093.1	1 unit



Sim. to picture.

RAP00091



RAP00070

Knürr Rapomos® Supplementary Module
Three-phase mains supply 400 V CEE

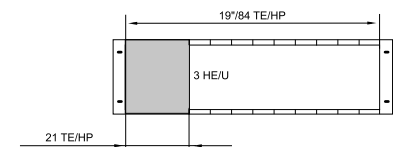
- Power supply field with CEE socket 16-6h for supplying 3-phase mains operated devices and consumers
- **Material / Finish**
 - Front panel: aluminium plate, 2.5 mm, painted RAL 7035 light-grey, smooth
- **Technical data**
 - 19" cassette**
 - 3 HU, 21 HP, depth 220 mm
- Adapter connector**
 - H15, DIN 41 612
- Input voltage**
 - 400 VAC
- Output voltage 1 socket**
 - CEE 16-6 h 400 VAC/ max. 16A
- Environmental temperature range**
 - 0 - 40°C
- Weight**
 - 1.2 kg.
- **Unit of packaging**
 - 1 unit

W	H	D	HP	HU	Model	Order no.	UP
106.34		220	21	3	400 V CEE, type NV 400	06.101.095.1	1 unit



Sim. to picture.

RAP00093



RAP00068

Dimensions in mm: W = Width
H = Height
D = Depth
h = Installation height
d = Useful depth
L = Length
HU = Standard height unit, 1 HU = 44.45 mm
HP = Horizontal pitch
OU = Office unit
19" = 482.6 mm, (ideal for 19" components in acc. with DIN 41494)
UP = Unit of packaging
Conversion: 1 inch = 25.4 mm
Replace „x“ with the number of your color choice

Knürr Rapomos® Supplementary Module, Pneumatic Supply Pressure regulator with manometer and 3 coupling sockets

- Optimal supply for compressed air users, - trial installations and controls
 - Pressure regulator with locking device for unforeseen shifts
 - Manometer with two-way scaling (bar/psi)
 - Input pressure up to 16 bar possible
- **Material / Finish**
 - Front panel: aluminium plate, 2.5 mm, painted RAL 7035 light-grey, smooth
 - **Technical data**
 - **19" cassette**
 - 3 HU, 28 HP, depth 220 mm
- **Input pressure**
 - Max. 16 bar
 - **Output pressure**
 - Variable, can be regulated from 0-10 bar
 - **Display**
 - Manometer 0-10 bar, cable length 2.5m
 - **Connection**
 - 3 auto-cut off coupling sockets 1/8"
 - **Environmental temperature range**
 - 0 - 40°C
 - **Weight**
 - 1.7 kg.
- **Unit of packaging**
 - 1 unit



Sim. to picture.

RAP00028

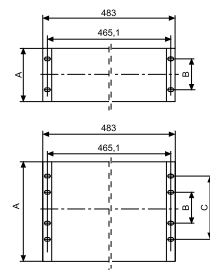
W	H	D	HP	HU	Model	Order no.	UP
141.56		220	28	3	Type PN 10/3	06.101.290.1	1 unit

Knürr Rapomos® 19" Front Panels

- **Material**
 - Aluminium 3 mm
 - AIMg 3-F 23
- **Finish**
 - Painted, RAL 7035 light-grey
- **Supply schedule**
 - 1 front panel



W	A	C	HU	Order no.	UP
31.7	43.6		1	02.008.021.1	1 unit
76.2	88.1		2	02.008.022.1	1 unit
57.1	132.5		3	02.008.023.1	1 unit
101.6	177.0		4	02.008.024.1	1 unit
146.0	221.4		5	02.008.025.1	1 unit
76.2	265.9	190.4	6	02.008.026.1	1 unit



FRO00005

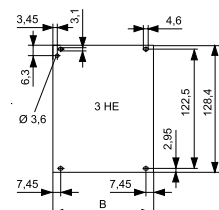
MEC00028

Knürr Rapomos® Front Panel Section, 3HU

- **Material / Finish**
 - Front panel: aluminium plate, 2.5 mm, painted RAL 7035 light-grey, smooth
- **Supply schedule**
 - 1 front panel section
 - Mounting material (plastic lock washers and special screws)
- **Finish**
 - Painted RAL 7035 light-grey, smooth



W	H	D	HP	Order no.	UP
35.22			7	04.211.055.1	1 unit
70.78			14	04.211.056.1	1 unit
106.34			21	04.211.057.1	1 unit
213.02			42	04.211.058.1	1 unit



RAP00095

BGT00122

Knürr Rapomos® Safety Mains Power Supply, 230V or 400V

- Combi ON-OFF switch with integrated signal light
 - Optimal user protection with fault current circuit breaker and emergency STOP switch
 - By activating the emergency STOP switch, all devices in the superstructure are turned off
 - In addition to this workstation emergency STOP function, a floating break contact for looping into a room emergency STOP function is also provided.
- **Technical data**
 - Input voltage**
 - 230 VAC, ± 10%, max. 16A with 230V version,
 - 400 VAC, ± 10%, max. 16A with 400V version
- **Switch**
 - Combi ON-OFF switch with integrated signal light
 - **Emergency STOP**
 - Workstation emergency STOP built in
 - Room emergency STOP prepared
 - **Room emergency STOP**
 - Floating break contact, switching capacity 230 VAC/6A
 - **RCCB safety switch**
 - Nom. current 25A, fault current 30 mA
 - **Mains supply safety switch**
 - With 230 V: 2-pole nom. current, 16 A with 400 V: 3 pole nom. current 16 A
 - Trip characteristic type C
- **Material / Finish**
 - Front panel: aluminium plate, 2,5 mm, painted RAL 7035 light-grey, smooth



RAP20081

W	HP	HU	Model	Order no.	UP
213.02	42	3	Type 230 V, for Knürr Rapomos®	04.212.400.1	1 unit
319.36	63	3	Type 400 V, for Knürr Rapomos®	04.212.401.1	1 unit

Knürr Rapomos® Emergency STOP

- Emergency STOP switch with turn to re-set feature, 230 V, 6 A
 - By activating the emergency STOP switch, all devices in the superstructure are turned off
 - In addition to this workstation emergency STOP function, a floating break contact for looping into a room emergency STOP function is also provided. Switching capacity 230 VAC/6 A
- **Material / Finish**
 - Front panel: aluminium plate, 2,5 mm, painted RAL 7035 light-grey, smooth



RAP20072

W	HP	HU	Model	Order no.	UP
70.78	14	3	For Knürr Rapomos®	04.212.402.1	1 unit

Dimensions in mm: W = Width
 H = Height
 D = Depth
 h = Installation height
 d = Useful depth
 L = Length

HU = Standard height unit, 1 HU = 44.45 mm
 HP = Horizontal pitch
 OU = Office unit
 19" = 482.6 mm, (ideal for 19" components in acc. with DIN 41494)
 UP = Unit of packaging

Conversion: 1 inch = 25,4 mm
 Replace „x“ with the number of your color choice

Knürr Rapomos® Mains Fuse Protection RCCB/CB 230 V

- Optimal user and equipment protection with fault current circuit breaker
 - With integrated circuit breaker
- **Material / Finish**
 - Front panel: aluminium plate, 2.5 mm, painted RAL 7035 light-grey, smooth
- **Technical data**
 - Input voltage**
 - 230 VAC, ± 10%, max. 16A
 - Nominal current**
 - 16 A, fault current, 30 mA
 - 2-pole
 - Trip characteristic, type B

W	HP	HU	Model	Order no.	UP
70.78	14	3	For Knürr Rapomos®	04.212.403.1	1 unit



RAP20079

Knürr Rapomos® RCCB Safety Switch

- Optimal user and equipment protection with fault current circuit breaker
- **Material / Finish**
 - Front panel: aluminium plate, 2.5 mm, painted RAL 7035 light-grey, smooth
- **Technical data**
 - Nominal current**
 - 25 A,
 - Fault current**
 - 30 mA
 - 2-pole

W	HP	HU	Model	Order no.	UP
70.78	14	3	For Knürr Rapomos®	04.212.404.1	1 unit



RAP20080

Knürr Rapomos® Circuit Breaker

- **Technical data**
 - Nominal current**
 - 16 A, type C
 - 1-pole
- **Material / Finish**
 - Front panel: aluminium plate, 2.5 mm, painted RAL 7035 light-grey, smooth

W	HP	HU	Model	Order no.	UP
70.78	7	3	For Knürr Rapomos®	04.212.405.1	1 unit



RAP20073

Knürr Rapomos® Light Switch 0/1

- **Technical data**
 - 2x16 A 250 V - (lit)
- **Material / Finish**
 - Front panel: aluminium plate, 2.5 mm, painted RAL 7035 light-grey, smooth

W	HP	HU	Model	Order no.	UP
35.22	7	3	For Knürr Rapomos®	04.212.406.1	1 unit



RAP20070

Knürr Rapomos® Power Supply Field Protective Contact Sockets

- Power supply field with two or four protective contact sockets for supplying mains operated devices and users
- **Technical data**
 - Input voltage**
 - 230 VAC
 - Output voltage**
 - 230 VAC
 - in total 16 A
- **Material / Finish**
 - Front panel: aluminium plate, 2.5 mm, painted RAL 7035 light-grey, smooth

W	HP	HU	Model	Order no.	UP
106.34	21	3	2 sockets, for Knürr Rapomos®	04.212.407.1	1 unit
213.02	42	3	4 sockets, for Knürr Rapomos®	04.212.408.1	1 unit



RAP20077

Knürr Rapomos® Power Supply Field, French Sockets

- Power supply field with two French sockets for supplying mains operated devices and consumers
- **Technical data**
 - Input voltage**
 - 230 VAC
 - Output voltage**
 - 230 VAC
 - in total 16 A
- **Material / Finish**
 - Front panel: aluminium plate, 2.5 mm, painted RAL 7035 light-grey, smooth

W	HP	HU	Model	Order no.	UP
106.34	21	3	For Knürr Rapomos®	04.212.409.1	1 unit



RAP20071

Knürr Rapomos® Power Supply Field, Swiss Sockets

- Power supply field with two Swiss sockets for supplying mains operated devices and consumers
- **Material / Finish**
 - Front panel: aluminium plate, 2.5 mm, painted RAL 7035 light-grey, smooth
- **Technical data**
 - Input voltage**
 - 230 VAC
 - Output voltage**
 - 230 VAC in total 10 A

W	HP	HU	Model	Order no.	UP
106.34	21	3	For Knürr Rapomos®	04.212.410.1	1 unit



RAP20069

Knürr Rapomos® Euro Installed Sockets

- **Technical data**
 - 3 Euro sockets, IEC 60320, 10 A
 - Incl. fine-wire fuse 10 A
- **Material / Finish**
 - Front panel: aluminium plate, 2.5 mm, painted RAL 7035 light-grey, smooth

W	HP	HU	Model	Order no.	UP
70.78	14	3	For Knürr Rapomos®	04.212.411.1	1 unit



RAP20078

Dimensions in mm: W = Width
 H = Height
 D = Depth
 h = Installation height
 d = Useful depth
 L = Length

HU = Standard height unit, 1 HU = 44.45 mm
 HP = Horizontal pitch
 OU = Office unit
 19" = 482.6 mm, (ideal for 19" components in acc. with DIN 41494)
 UP = Unit of packaging

Conversion: 1 inch = 25.4 mm
 Replace „x“ with the number of your color choice

ESD Components Static-Safety-Set

- Complies with DIN EN 100 015 and VDE 0104
- Includes the basic components required for equipping a workstation for electrostatic protection
- **Technical data**
 - Surface resistance in accordance with EN 100 015 $10^7 \Omega$
 - Connection contacts: press studs, 4.5 mm
- **Supply schedule**
 - Floor mat, 1200x1800 mm, wheelchair compatible
 - Desk mat 600x900 mm, heat-resistant up to 500°C
 - Earth armband, variable adjusting, 1 M Ω protective resistance on the armband side
 - Earth cable, 1.5 m with connection



SAM00346

Model	Order no.	UP
Static-Safety-Set	01.346.010.9	1 unit
ESD desk mat 600x900x2	01.346.036.3	1 unit
ESD Floor mat 1200x1800x2,5	01.346.035.3	1 unit

ESD grounding kit

- ESD grounding wire assembly
- Complete with connection button and Schuko/UTE plug for a quick and safe grounding of any console

Model	Order no.	UP
ESD grounding wire	04.271.070.9	1 unit

ESD Textile Wristband hypoallergenic

- **Wristband**
 - Highly elastic, washable (40°), skin-sensitive textile fabric
- **Spiral cable**
 - (Length, 1.3 m) With protective resistance (1 MOhm), ensures a safe connection for the desk mat (press studs, 4.0 mm and 4.5 mm)
- **Supply schedule**
 - 1 wrist connection armband
 - 1 spiral cable

Order no.	UP
01.346.033.9	1 unit



DAC00064



DAC00065



COMPLEMENTARY EQUIPMENT

from page 207

Content:

• Professional Display Mounts	207
• Display Mounts for Consoles	213
• Workplace Lighting	219
• Seating	229
• Acoustics	239
• Contract Furniture	245
• Office Pedestals	257
• Miscellaneous Accessories	263
• Power Distribution & Socket Strips	269

PROFESSIONAL DISPLAY MOUNTS

207 to 212



ACC20026



CIC20034

Knürr Elicon® VideoWall Structure 2x2, free-standing

- Modular and expandable VideoWall system
 - Simple assembly on site due to the Factory pre-assembled components
 - Stable and flexible mounting of the Large screens on the monitor crossbar
 - Telescopic display mounts guarantee best maintenance access
 - Completely concealed cabling with toolless removable covers
- **Material**
 - Side pieces: Extruded aluminium profiles and aluminium head piece, foot stabilizer made of die-cast aluminium, side covers made of sheet steel, powder-coated
 - Crossbars: extruded aluminium profile with sheet steel carrier, powder-coated
 - Monitor holder: sheet steel, powder-coated
 - **Finish**
 - VideoWall base structure completely in RAL 9006, whitealuminium
 - Display mounts: black
- **Dimensions**
 - Total width appr. 2100mm
 - Clear width 2000mm
 - Side panel height 2500mm, depth 1115mm, width 50mm
 - **Note**
 - Further dimensions and configurations on request
 - **Supply schedule**
 - 2 side pieces with integrated vertical cable routing and leg stabilizer front and rear for highest stability
 - 2 monitor crossbars with integrated cable guide for fastening the large screens
 - 4 Monitor holder telescopic, for monitors up to VESA 800x400, respectively 50 kg
 - 1 Perforated sheet wall H550 mm front
 - Mounting material
 - **How supplied**
 - Pre-assembled units



ACC20054

W	H	Order no.	UP
2100	2500	Knürr Elicon® VideoWall Structure	04.501.099.7 1 unit

Knürr Elicon® VideoWall electrically height adjustable

- Height adjustable VideoWall system, for 1 or 2 large screen monitors.
 - The height adjustment (600mm) is made directly together with the connected console.
 - Easy assembly on site due to pre-assembled components.
 - Stable and flexible attachment of the large screens to the monitor crossbars.
 - Telescopic display mounts guarantee best maintenance access.
- **Material**
 - Side panels: Extruded aluminium profiles and aluminium head section, die-cast aluminium foot stabilizer, powder-coated sheet steel side covers.
 - Crossbars: Extruded aluminium profile with powder-coated sheet steel support.
 - Monitor holder: sheet steel, powder-coated.
 - **Surface**
 - VideoWall base frame complete in RAL9006, White Aluminium
 - Monitor holder: black
 - **Supply schedule**
 - 2 Side elements H2500, free-standing version
 - 1 Monitor traverse, electrically height adjustable
 - 2 perforated panels at the lower front side
 - 4 perforated panels at the rear side
 - **Version for 1 Monitor (W1000):**
 - 1 telescopic monitor holder for monitors with VESA 800x400 or max. 50kg
 - **Version for 2 Monitors (W2000):**
 - 2 telescopic monitor holders for monitors with VESA 800x400 or max. 50kg
 - **How supplied**
 - Pre-assembled modules



W	H	Order no.	UP
1100	2500	HA-Videowall for 1 monitor	04.501.097.7 1 unit
2100	2500	HA-Videowall for 2 monitors	04.501.098.7 1 unit

Knürr Elicon® VideoWall Side Piece

- Design harmonized with Knürr Ergocon® and Knürr Elicon® VC / VC-E consoles.
- Large-volume cable management with much space and best accessibility
- Toolless removable covers, continuous on the outside and segmented on the inner side and in the Interlinking area.

Type 1:

- Long leg stabilizer (front and rear), for free-standing installation in the room

Type 2:

- Leg stabilizer at the front, for installation in front of a Wall (incl. 1 wall mounting bracket)

Type 3:

- Without leg stabilizer, for installation in front of a Wall (incl. 2 wall mounting brackets)

Material

- Side pieces: Extruded aluminium profiles and aluminium head piece, foot stabilizer made of die-cast aluminium, side covers made of sheet steel, powder-coated

Finish

- Side pieces complete in RAL 9006, whitealuminum

Dimensions

- Depth: Type 1: 1115 mm, Type 2: 800 mm, Type 3: 330 mm
- Width: 50 mm
- Height: depending on version, 2500 mm or 3000 mm

Supply schedule


- 1 Side panel, with integrated vertical cable routing

How supplied

- Pre-assembled

Note

- For versions with wall mounting bracket are the fixing accessories on the wall not included in delivery scope



Type 1

ACC20061

Type 2

ACC20062

Type 3

ACC20063

W	H	D	End- Side Piece H2500	Order no.	UP
50	2500	1115	free-standing (Type 1)	04.501.100.7	1 unit
50	2500	800	leg stabilizer at the front (Type 2)	04.501.101.7	1 unit
50	2500	330	without leg stabilizer (Type 3)	04.501.102.7	1 unit

W	H	D	End- Side Piece H3000	Order no.	UP
50	3000	1115	free-standing (Type 1)	04.501.110.7	1 unit
50	3000	800	leg stabilizer at the front (Type 2)	04.501.111.7	1 unit
50	3000	330	without leg stabilizer (Type 3)	04.501.112.7	1 unit

W	H	D	Connection Side Piece H2500	Order no.	UP
50	2500	1115	free-standing (Type 1)	04.501.105.7	1 unit
50	2500	800	leg stabilizer at the front (Type 2)	04.501.106.7	1 unit
50	2500	330	without leg stabilizer (Type 3)	04.501.107.7	1 unit

W	H	D	Connection Side Piece H3000	Order no.	UP
50	3000	1115	free-standing (Type 1)	04.501.115.7	1 unit
50	3000	800	leg stabilizer at the front (Type 2)	04.501.116.7	1 unit
50	3000	330	without leg stabilizer (Type 3)	04.501.117.7	1 unit



We also offer LCD-screens for 24/7 use in control rooms as well as professional video control hard- and software in corporation with our well known partners.

Please let us know your requirements!

Dimensions in mm: W = Width
H = Height
D = Depth
h = Installation height
d = Usable depth
L = Length

HEA = electronically height adjustable
HA = height-adjustable

UP = Unit of packaging
kg = Weight

Conversion: 1 inch = 25,4 mm

Replace „x“ with the number of your color choice

Knürr Elicon® VideoWall Monitor traverse

- Sturdy traverse made of extruded aluminium profile in combination with a 3mm sheet steel cross beam
 - Large-volume cable management with plenty of space for cables, power supplies, thin clients or switches
 - Cable routing already integrated in the traverse
 - With integrated T-slots for mounting Knürr DI-STRIP® socket strips and accessories
- **Material**
 - Cross beam : extruded aluminium profile
 - Monitor traverse and mounting bracket: sheet steel
 - **Finish**
 - Complete in RAL 9006, white aluminium

- **Dimensions**
 - Clear width between the side pieces: 1000mm or 2000mm
- **Supply schedule**
 - 1 monitor traverse, with integrated horizontal cable routing
- **How supplied**
 - Pre-assembled
- **Note**
 - To stabilise the wall, either a cross beam or a perforated sheet metal wall is required in the lower area.



ACC20057



ACC20056

W	H	D	Order no.	UP	
1000			Monitor traverse W1000	04.501.120.7	1 unit
2000			Monitor traverse W2000	04.501.125.7	1 unit

Knürr Elicon® VideoWall Lower Cross beam

- Sturdy cross beam made of extruded aluminium profile for transverse reinforcement of the base frame, e.g. if only one monitor cross member is used.
 - With integrated T-slots for mounting Knürr DI-STRIP® socket strips and other accessories.
- **Material**
 - Cross beam : extruded aluminium profile
 - Mounting bracket: sheet steel
 - **Finish**
 - Complete in RAL 9006, white aluminium

- **Dimensions**
 - Clear width between the side pieces: 1000mm or 2000mm
- **Supply schedule**
 - 1 lower cross beam with mounting material
- **How supplied**
 - Pre-assembled
- **Note**
 - To stabilise the wall, either a cross beam or a perforated sheet metal wall is required in the lower area.



ACC20058




ACC20056

W	H	D	Order no.	UP	
1000			Lower cross beam W1000	04.501.140.7	1 unit
2000			Lower cross beam W2000	04.501.145.7	1 unit


Knürr Elicon® VideoWall Perforated sheet panel

- For installation below the monitors on the front side or as a complete cladding on the rear side (for freestanding versions).
 - Simple assembly due to clever suspension mechanism
 - Several rear panels can be easily mounted on top of each other
- **Material**
 - Sheet steel, powder-coated
 - **Finish**
 - RAL 9006, white aluminium
 - **Supply schedule**
 - 1 perforated panel with mounting material
 - **Note**
 - To stabilise the wall, either a cross beam or a perforated sheet metal wall is required in the lower area.

W	H	D	Order no.	UP	
1000			Perforated sheet panel W1000 H550	04.501.150.7	1 unit
2000			Perforated sheet panel W2000 H550	04.501.155.7	1 unit



ACC20059



ACC20060

Knürr Elicon® VideoWall Telescopic Monitor Holder

- Suitable for Displays up to 50kg
 - VESA mounting 100x100 - 800x400 mm
 - Tool-less design for comfortable discontinuation
 - Push-out holder for simple maintenance access
 - Fast and easy alignment of the displays
- **Material**
 - Sheet steel, powder-coated
 - **Finish**
 - Schwarz, RAL 9011
 - **Supply schedule**
 - 1 set of monitor holder
 - Mounting material
 - **How supplied**
 - Pre-assembled set

Order no.	UP	
VideoWall Telescopic Monitor Holder	04.501.018.9	1 Set (for 1 monitor)



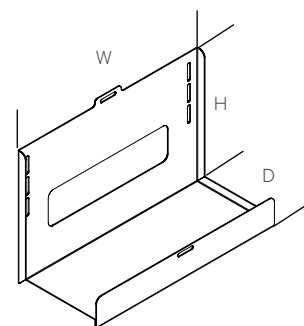
ACC20055

Knürr Thin Client

Thin client mounting bracket:

- Mounted on the rear of the Knürr monitor traverse for short cable runs
- With eyelets for optional retaining straps (not included)

W	H	D	Order no.	UP	
345	234	150	Thin Client mounting bracket	04.412.195.8	1 unit



SYN20200

Dimensions in mm: W = Width
H = Height
D = Depth
h = Installation height
d = Usable depth
L = Length

HEA = electronically height adjustable
HA = height-adjustable

UP = Unit of packaging
kg = Weight

Conversion: 1 inch = 25,4 mm

Replace „x“ with the number of your color choice

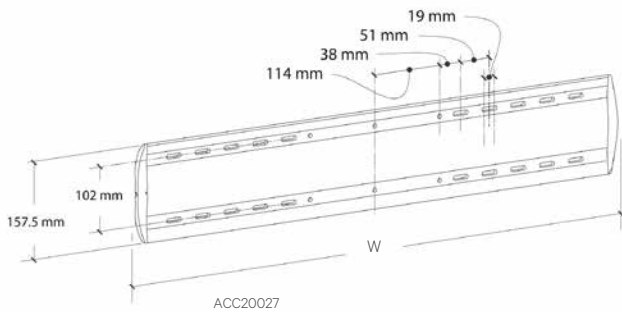
Wall Mounting Bracket Tiltable

- For large flatscreens up to VESA 600x400 (XL-version VESA 800x400)
 - Easy mounting
 - More viewing comfort – effortless tilting, prevents bothersome reflections
 - Security lock against unauthorized flat screen removal
 - Up to 79 kg load capacity
- **Supply schedule**
 - 1 mounting rail
 - 2 mounting brackets
 - Mounting material
 - **How supplied**
 - Flat-packed kit
 - **Dimensions**
 - Tilt angle +15° / -5°
 - Wall distance 89 mm
 - **Material**
 - Aluminum extrusion rail
 - Sheet steel mounting bracket
 - Plastic caps
 - **Finish**
 - Metal parts – powder-coated, RAL 9006, white aluminum

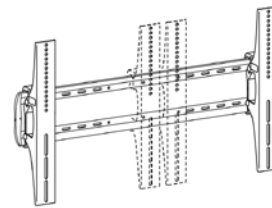


ACC20026

W	H	D		Order-no.	UP
704	157,5	89	Wall Mounting Bracket, tilttable	01.316.270.0	1 unit
900	157,5	89	Wall Mounting Bracket, tilttable XL	01.316.271.0	1 unit



ACC20027



Monitor Ceiling Mount (200 cm)

- Robust and adjustable monitor ceiling mount. Securely fits LCD-, LED- and Plasma displays
 - Power and signal cable run hidden inside the mounting tube
 - Mounting tube rotatable for ideal monitor orientation
 - For monitors from 40"
 - Load rating up to 60 kg
 - Inclination adjustable 0° - 11°
 - VESA
 - 400x200, 600x200
 - 300x300
 - 400x400, 600x400
- **Material/Finish**
 - Sheet-steel, welded
 - Powder-coated RAL 7021 black-grey
 - **Supply Schedule**
 - **Set, consists of**
 - ceiling plate
 - mounting tube (2000 mm)
 - Monitor adapter
 - **How Supplied**
 - Set
 - **Note**
 - Additional mounting tube length available on request (1000mm and 3000mm)



ACC20028

Type	Order no.	UP
Monitor Ceiling Mount	01.316.262.9	1 unit

DISPLAY MOUNTS FOR CONSOLES

213 to 218



Monitor Mounts - Functional Rails

Flat screen monitors are the main interface in today's control rooms between operator and system. According to ergonomic principles, monitors should always be easily adjustable towards the user and allow for quick change in order to reduce maintenance time to a minimum.

Dacobas Advanced Control Room Consoles can be equipped with the following monitor mounts while keeping all flexibility:

• Functional Rail on Dacobas Profile Extensions

- Large range of accessories like monitor arms, lighting, and much more make the Functional Rail a versatile platform. Mounts between two vertical profiles and a perforated rear panel.

• Functional Rail Add on Monitor Level

- Besides the various options of the standard Functional Rail, this version also offers an electric height adjustment in option. This allows a better view on videowalls behind the console.

- For additional information see also our catalogue "Ergonomic Flat Screen Supports".

• Surface

- RAL 6009 White aluminum



DAA20044



DAA20043



DAA20045

W	H	Type	Model	Order-no.	UP
570		Duo	Knürr Dacobas®	01.316.280.9	1 unit
630		Duo	Knürr Dacobas®	01.315.170.9	1 unit
830		Duo	Knürr Dacobas®	01.315.171.9	1 unit
1030		Duo	Knürr Dacobas®	01.315.172.9	1 unit
1140		Duo	Knürr Dacobas®	01.316.282.9	1 unit
1200		Duo	Knürr Dacobas®	01.316.283.9	1 unit
1230		Duo	Knürr Dacobas®	01.315.173.9	1 unit
1430		Duo	Knürr Dacobas®	01.315.174.9	1 unit
1600		Duo	Knürr Dacobas®	01.316.284.9	1 unit
1630		Duo	Knürr Dacobas®	01.315.175.9	1 unit
1710		Duo	Knürr Dacobas®	01.316.285.9	1 unit
1830		Duo	Knürr Dacobas®	01.315.176.9	1 unit
2030		Duo	Knürr Dacobas®	01.315.177.9	1 unit
45° - corner		Duo	Knürr Dacobas®	01.315.180.9	1 unit
90° - wall corner		Duo	Knürr Dacobas®	01.315.181.9	1 unit
90° - trapezoid corner		Duo	Knürr Dacobas®	01.315.182.9	1 unit
800		Duo	Knürr Elicon®	04.208.210.9	1 unit
1000		Duo	Knürr Elicon®	04.208.211.9	1 unit
1200		Duo	Knürr Elicon®	04.208.212.9	1 unit
1400		Duo	Knürr Elicon®	04.208.213.9	1 unit
1600		Duo	Knürr Elicon®	04.208.214.9	1 unit
1800		Duo	Knürr Elicon®	04.208.215.9	1 unit
2000		Duo	Knürr Elicon®	04.208.216.9	1 unit
1600			Monitor Level, circular	93.200.317.3	1 unit
1600			Monitor Level, circular, height adjustable	93.200.314.3	1 unit

Dimensions in mm: W = Width
 H = Height
 D = Depth
 h = Installation height
 d = Usable depth
 L = Length

HEA = electronically height adjustable
 HA = height-adjustable

UP = Unit of packaging
 kg = Weight

Conversion: 1 inch = 25,4 mm

Replace „x“ with the number of your color choice

Monitor Arms for functional rail

- Monitor arms for mounting flat screens with the 75 and 100 mm VESA mounting
- With cable management
- **Supply schedule**
 - 1 flat screen support
 - Type E, F and G come with height adjustment plate
 - Mounting material
- **How supplied**
 - Flat-packed kit
- **Type D-G**
 - For mounting on Knürr double functional rails
 - Swivel arm depth adjustment or gas spring arms for individual height adjustment
 - Quick mounting rail adapters
 - Free placement on horizontal double functional rails

- **Finish / Material Type D-G**
 - Swivel arm: die-cast aluminium
 - Adapter plates: sheet steel
 - Gas spring arm covers: plastic
 - Metal parts: powder-coated, RAL 9006, White aluminum, smooth
 - Gas spring arm housing – type B/C:
 - Plastic, light grey
- **Type H**
 - With extension arm
 - Integrated gas spring
 - With quick connector function (01.316.257.9 and 01.316.258.9)
- **Finish / Material Type H**
 - Gas spring arm housing: Die-cast aluminum, silver
 - Extension arm: Aluminum, silver

Model	Height adjustment plate	Load-bearing capacity	Order no.	UP
Type D, short		12 Kg	01.316.210.9	1 unit
Type E, medium (180 mm)	•	10 Kg	01.316.211.9	1 unit
Type F, long (250 mm)	•	10 Kg	01.316.212.9	1 unit
Type G, double joint (180 + 250 mm)	•	8 Kg	01.316.213.1	1 unit
Type H, Gas spring arm for rail		4 - 9 Kg	01.316.257.9	1 unit
Type H, Gas spring arm with desk clamp		8 -15 Kg	01.316.258.9	1 unit
Type H, Gas spring arm for rail		8 - 12 Kg	01.316.259.9	1 unit
Mounting Adaptor IM-Profile			01.316.214.9	1 unit



Type D

CIC20031



Type E

CIC20032



Type F

CIC20033



Type G

CIC20034



Type H

DAC20191



IM Profile Adaptor

DAA20059

VESA Adapter Plates

- For adapting VESA 100/200 and VESA 200/200 threaded connections to VESA 75 and VESA 100
- Single adapter for monitors up to 12 kg
- Double adapter for monitors up to 24 kg on 2 Vesa 75/100 holders
- **Supply schedule**
 - 1 adapter plate
 - Mounting material
- **How supplied**
 - Flat-packed kit
- **Material**
 - Sheet steel
- **Finish**
 - Powder-coated, RAL 9006, white aluminum



DAC20175



DAC20176

W	H	Model	Order-no.	UP
220	220	Single	01.316.244.9	1 unit
501	250	Double	01.316.245.9	1 unit

VESA Fast Change Plate

- Quick, tool-less monitor swap-out via spring balancer
- For adapting VESA 75/100 threaded connections
- With height adjustment holes
- Low installation depth – only 15 mm
- **Supply schedule**
 - 1 adapter plate
 - Mounting material
- **How supplied**
 - Flat-packed kit
- **Dimensions**
 - Width 130 mm
 - Height 170 mm
 - Depth 15 mm
- **Material**
 - Sheet steel
- **Finish**
 - Powder-coated, RAL 9006, white aluminum



ERG00040

W	H	D	Order-no.	UP
130	170	15	01.316.239.9	1 unit

Touchscreen Mount inclinable

- Display holder with integrated and stepless tilt adjustment.
- Inclination angle freely adjustable from 25° - 70° for individual and ergonomic operation of the touch display.
- Simple and flexible positioning on the tabletop.
- Suitable for displays with VESA 75/100 mount.
- **Material**
 - Sheet steel, powder-coated
- **Surface**
 - RAL 7021, dark grey
- **Supply schedule**
 - 1 Touchscreen mount
 - Mounting material
- **How supplied**
 - As Set

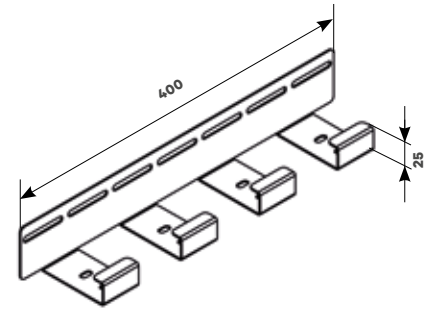


Type	Order-no.	UP
Touchscreen Mount inclinable	04.501.015.9	1 unit

Dimensions in mm: W = Width
H = Height
D = Depth
h = Installation height
d = Usable depth
L = Length
HEA = electronically height adjustable
HA = height-adjustable
UP = Unit of packaging
kg = Weight
Conversion: 1 inch = 25,4 mm
Replace „x“ with the number of your color choice

Cable Duct Functional Rail 25 mm

- For structured cabling at the monitor level
 - Finger design allows to let out cables exactly where needed
 - Simple, retrofittable installation grace to plastic quick locks
 - 400 mm elements, free placement
- **Material / Finish**
 - Sheetsteel, powder-coated texture, RAL9006
 - Plastic black
 - **Supply schedule**
 - 1 Cable duct segment
 - Mounting material
 - **How supplied**
 - flatpacked
 - **Please note**
 - Please also ask for matching brush strips for dust cover!



DAA20057

W	Type	Model	Order-no.	UP
400	25 mm	Functional rail	04.300.414.9	1 unit

Accessories for Multi-Functional Rails

- Organizational elements, compatible design for Knürr multi-functional rails
 - 430 mm console – also perfect as telephone stand
- **Supply schedule**
 - 1 Organizational element
 - **How supplied**
 - In batches
 - **Material**
 - Sheet steel
 - **Finish**
 - Powder-coated, RAL9006 White aluminum



Tray console 430 mm


DAC20091

Model	Order no.	UP
Tray shelf DIN A4	04.300.400.9	1 unit
Box with note pad	04.303.103.9	1 unit
Tray shelf DIN A3	04.300.401.9	1 unit
Tray console 430 mm	04.303.106.9	1 unit
Magazine file DIN A4	04.303.110.9	1 unit




Box with note pad

DAC20089




Tray shelf DIN A3

DAC00600



Tray shelf DIN A4

DAC20082



Magazine file DIN A4

DAC20090

Cable Entry

- Cable entry for additional or retro cable input and output installation
 - Type 1: 183 x 98 mm
 - Type 2: diameter 80 mm
- **Supply schedule**
 - 1 Cable entry, 3-piece

Finish	Model	Order-no.	UP
RAL 7035 light-grey	Type 1	01.350.156.1	1 unit
RAL 7035 light-grey	Type 2	01.350.145.1	1 unit
RAL 9011 graphite black	Type 1	01.350.156.5	1 unit
RAL 9011 graphite black	Type 2	01.350.145.5	1 unit



DAC00447

WORKPLACE LIGHTING

219 to 228



Levels Of Workplace Lighting

From an ergonomic point of view a workplace structures in several access areas. Knürr divides these in three different areas:

- **Task**
 - Area of immediate manual activity. Space for mouse, keyboard, writing utensils and communication devices. Task lights are meant to selectively illuminate the area directly in front of the operator. This light shall not affect other workstations and can be dimmed and adjusted.
- **Workstation**
 - Area of immediate manual activity and furthermore the complete remaining work surface of the console. Installed with overhead extension arms or as underfit lamp. Light sources allow 500

Lux for the working area. Precautionary oversizing may compensate for LED fading over time. Control panels are situated in front below the worktop and in easy reach.

- **Room Level**
 - Ceiling-mounted lamps are of advantage for an unobstructed view to a monitor wall. These overhead lamps illuminate the console with direct and indirect light and subsequently can be integrated in the room illumination. GST18 connector system, DALI and radio control allow for an easy installation.



Task

DAA20082



Workstation

DAA20055



Room Level

ACC20013

Task

Knürr Task LED

The Knürr Task LED is fitted with a bright LED lamp that provides pleasant task lighting and an easily accessible dimming button.

A specially developed highly reflective plastic reflector ensures glare-free working. What's more, even with such impressive performance figures, the Knürr Task LED is surprisingly economical in terms of energy consumption, with only 8 W of installed consumption for an average illuminance of up to 700 lx.

- Light and easy to adjust to your individual position
- Specially developed reflector for glare-free lighting
- Switching and dimming with memory function via easily accessible control button in the luminaire head
- Automatic cut-off and switch-on behavior can be adjusted
- Maintenance free LED technology with a service life of up to 50,000 hours and more

• Technical data

- Color temperature neutral white 4,000 K
- Connected load 100-240 V; 50/60 Hz
- Power consumption approx. 8 W
- Luminous flux approx. 600 lm
- Luminous efficacy approx. 75 lm/W
- Illuminance efficiency factor 93 lx/W
- Color rendering index (CRI) >80 (typ.85)
- Supplied with 3 m mains lead and with mains plug type CEE 7 / 16 (Euro plug),
- Various fastenings as accessories


• Color

- Aluminum black coated

• Supply schedule

- 1 Knürr Task LED
(Please always order mounting adapter of choice)

Description	Model	Order no.	UP
Knürr Task LED	2 hinges (1 arm)	00.350.179.9	1 unit
Knürr Task LED L	3 hinges (2 arms)	00.350.174.9	1 unit



Knürr Task LED

DAA20082



Knürr Task LED L

DAA20083

Knürr Task LED Flex

The Knürr Task LED Flex brings the combination of lighting quality, energy efficiency, and design to a new level. The richly contrasting interaction between angular and elliptical forms lends it a unique character. The advantages of its cleverly designed thermal management are plain to see: higher energy efficiency, longer service life, and less heating up.

- Light and easy to adjust to your individual position
- Specially developed reflector for glare-free working
- Switch-off and dimming with a light touch of the touch-LED
- Intelligent Auto-Off function (after 14 h) reduces power consumption
- Maintenance free LED technology with a service life of up to 50,000 hours and more

• Technical data

- Color temperature neutral white 4,000 K
- Connected load 100-240 V; 50/60 Hz
- Power consumption approx. 7 W
- Luminous flux approx. 400 lm
- Luminous efficacy approx. 57 lm/W
- Illuminance efficiency factor 64 lx/W
- Color rendering index (CRI) >80
- Supplied with 2.3 m mains lead and with mains plug type CEE 7 / 16 (Euro plug),
- Various fastenings as accessories

• Color

- Aluminium anodized

• Supply schedule

- 1 Knürr Task LED Flex
(Please always order mounting adapter of choice, see page 27)

Description	Model	Order no.	UP
Knürr Task LED Flex	Length approx. 30 cm	00.350.169.9	1 unit
Knürr Task LED Flex L	Length approx. 90 cm	00.350.165.9	1 unit



Knürr Task LED Flex

DAA20081



Knürr Task LED Flex L

DAA20054

Task

LED Workstation Lamp Taneo

• Technical data

- Fitted with: 24 x Light-emitting diode light color neutral white, 3800-4300 K, Color Rendering Index (CRI)=80
- Work equipment: electronic transformer
- Connected load: 100-240 V; 50/60 Hz
- Power consumption: approx. 31 W
- Glare-free: conical prismatic screen
- System of protection: IP 20
- Class of protection: II
- Usage: multi-function switch
- Luminaire body: material sectional, aluminum surface, anodised color, aluminum colored, anodised
- Lamp cover: acrylic clear

- Tubular sections: material tubular, aluminum section, surface anodized, Form tubular section upright, color aluminum colored anodised
- Balance of articulation joints: spring
- Weight (net): approx. 1.9 kg
- Mains lead approx. 3.3 m; mains plug CEE 7/XVI
- Fastening: screw-down flange,

• Supply schedule

- 1 LED Workstation lamp Taneo

• Please note

- (Please always order mounting adapter of choice)

Picture: Herbert Waldmann GmbH & Co. KG

Order no.	UP
00.350.167.9	1 unit



• LED •

Workstation lamp Taneo

ACC20022

LED Magnifier Lamp Tevisio

• Technical data

- Equipped with: 48 x LED, neutral white
- 3700 - 4200 K, color rendition index (CRI) 90
- Electronic transformer plug
- Mains: 100-240V; 50/60 Hz
- Power consumption: ca. 14 W
- Degree of protection: IP 20
- Protection class II
- Continuous dimming
- Multi-function switch
- Net weight: ca. 2.7kg
- BS 1363, CEE7/XVI, NEMA 1-15P
- Mounting: mounting flange, base
- Lense: 3,5 diopters

• Dimensions

- Diam. magnifier lens: D160 mm
- Mains cable: ca. 3,4 m Schuko type plug

• Material

- Magnifier lens: glas

• Color/Surfaces

- Housing:**
 - ABS, black
- Cover:**
 - Polyamide, matte (PA)
- Swivel arm:**
 - Extruded aluminum profile, clear anodized

• How supplied

- 1 LED Magnifier Lamp Tevisio

Picture: Herbert Waldmann GmbH & Co. KG

Order no.	UP
00.350.155.1	1 unit



• LED •

LED Magnifier Lamp „Tevisio“

ACC20023

Task

Mounting Adaptors

Important information

- Our workstation lamps are supplied as standard with a universal adapter. Please order the corresponding adapter or the respective Knürr Console.

Versions

Functional rail

- for Installation on functional rails as used with Ergocon, Elicon or Dacobas

Dacobas Profile

- for T-Slot installation on Dacobas and Elicon profiles at any height

Tabletop

- for direct installation in the tabletop

Dacobas/Elicon Profile (top)

- for fixation at the top side of Dacobas or Elicon Profiles

Universal mounting adaptor

- for fixation at tabletops with a max. height of 70mm

Supply schedule

- 1 Adaptor
- Mounting material

Color/Surfaces

- Plastic / Aluminum powder coated

System	Color	Order no.	UP
Functional rail	RAL9006 white aluminium	01.316.225.9	1 set
Dacobas Profile	RAL9006 white aluminum	01.316.256.9	1 set
Tabletop adaptor	Black	00.350.181.9	1 unit
Dacobas-Profile (top)	RAL5008 grey blue	00.350.156.1	1 set
Elicon-Profile (top)		00.351.031.7	1 set
Universal mounting adaptor	Black	00.350.180.9	1 unit



DAA20053

Mounting adaptor for functional rail



ACC20014

Mounting adaptor for Dacobas-Profile (side)



DAA20085

Tabletop mounting adaptor



DAA20086

Tabletop mounting adaptor



DAC20036

Mounting adaptor for Dacobas-Profile (top)



CON20017

Mounting adaptor for Elicon-Profile (top)



ACC20050

Universal mounting adaptor

Dimensions in mm: W = Width
H = Height
D = Depth
h = Installation height
d = Useful depth
L = Length

HU = Standard height unit, 1 HU = 44.45 mm
19" = 482.6 mm,
(ideal for 19" components in acc. with DIN 41494)

UP = Unit of packaging
kg = Weight

Conversion: 1 inch = 25.4 mm
1 pound = 453.6 g

Replace „x“ with the number of your color choice

Workstation

Knürr Console LED

Highest Quality Of Light

The light dimming function adapts the amount of light to individual needs. Planar, homogeneous and flicker-free light relieves the eyes during work. Possible disturbing reflexions on bright surfaces are avoided with glare control.

Task-oriented Technology

Knürr Console LED provides high illuminance and absolute glare-free illumination for perfect light at the workstation. The enclosed lamp housing with a flat and compact design prevents the intrusion of dirt and is easy to clean.

- Utmost homogenous glare- and flicker-free light
 - Light output through parabolic louver for perfect glare suppression
 - Continuously dimmable with lamp-mounted or remote switch
 - Robust aluminum enclosure
- **Finish**
 - Hard anodized white-aluminum
 - Powder-coated RAL 9006 white aluminum
 - **Material**
 - Lamp enclosure: extruded aluminum, plastic
 - Connection part: sheet-steel
 - lamp rods: round steel tube

Technical Data

Dimensions:

- Lamp enclosure: 1256 x 187 x 50 mm
- Round steel tube diameter 22 mm
- Weight: approx. 5.4kg

Light:

- Luminous flux 3200 lm
- Color of light: neutral white (EN 12464-1)
- Color temperature: 4000 K
- Color rendering index: Ra > 80

Electrical:

- Power consumption approx. 33 W
- Power supply: 220 – 240 V 50/60 Hz
- Integrated on/off switch
- 6 meter Schuko power cord

Supply schedule

- 1 Knürr Console LED
- 2 Lamp rods
- Mounting material (for mounting to Knürr functional rail)
- version with external light dimming: 1 module with external button switch for on/off and dimming




Knürr Console LED

ACC20015



• LED •

Model	Order no.	UP
External light dimming	00.350.177.9	1 unit
Internal light dimming	00.350.178.9	1 unit



Dimensions in mm: W = Width
H = Height
D = Depth
h = Installation height
d = Useful depth
L = Length

HU = Standard height unit, 1 HU = 44.45 mm
19" = 482.6 mm, (ideal for 19" components in acc. with DIN 41494)

UP = Unit of packaging
kg = Weight

Conversion: 1 inch = 25.4 mm
1 pound = 453.6 g

Replace „x“ with the number of your color choice

Workstation

Knürr Lumax LED Lamp Workstation or system installation

- State of the art LED-Modules for highest efficiency
- Glare free
- Photometric properties checked according to DIN EN 13032-1
- Overdimensioned LED-Modules allow for dimming in the first years of use and thus grant extremely longevity
- Dimmable with „Touch DIM“ feature via push button on the lamp or at tabletop
- Perfect fit for Knürr consoles (adaptors for Knürr's multi functional rails)
- 20° tiltable

• Material

- Sheet steel powder coated

• Color combinations

Lamp:

- Metallic grey microstructure

Side cover:

- RAL 9007 grey aluminum microstructure

Version system lamp:

- .9 = supports in metallic grey microstructure
- .7 = supports in RAL 9006 white aluminum

• Technical Data (W1140)

Dimensions:

- Width: 1140 mm
- Height: 30 mm (without mounting adapter)
- Depth: 100 mm

Light:

- Luminous flux 2160 lm
- Luminous efficiency: 80 lm/W
- Color temperature: 4000 K
- Color rendering index: Ra > 80
- SDCM: 4
- Dimming range: 1 – 100%
- Average lifetime (LED): 50.000 h

Electrical:

- Power consumption max. 27 W
- Power supply: 220 – 240 V 50/60 Hz

• Technical Data (W1700)

Dimensions:

- Width: 1700 mm
- Height: 30 mm (without mounting adapter)
- Depth: 100 mm

Light:

- Luminous flux 3255 lm
- Luminous efficiency: 83 lm/W
- Color temperature: 4000 K
- Color rendering index: Ra > 80
- SDCM: 4
- Dimming range: 1 – 100%
- Average lifetime (LED): 50.000 h

Electrical:

- Power consumption max. 39 W
- Power supply: 220 – 240 V 50/60 Hz

• Supply schedule

- 1x LED lamp with integrated LED driver
- Version with offset switch:
1x module with external push button for switching and dimming
- Overhead system lamp:
with adaptors to Knürr's multi functional rail
- 1x Schuko lead (3m)
- Mounting material

• How supplied

- Pre-assembled



ACC20016

• LED •

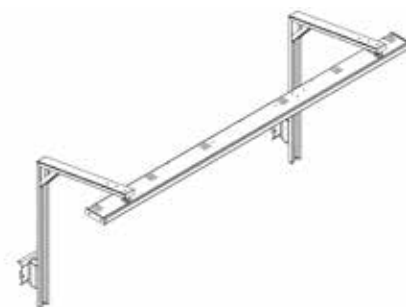


Knürr Lumax LED Lamp

DAA20055



Workstation lamp (underfit)



System lamp

Description	Model	Order no.	UP
Knürr Lumax LED 1140U 4000K int.	Workstation lamp with integrated push button	00.350.182.9	1 unit
Knürr Lumax LED 1140U 4000K ext.	Workstation lamp with offset push button (below table top)	00.350.183.9	1 unit
Knürr Lumax LED 1700U 4000K int.	Workstation lamp with integrated push button	00.350.186.9	1 unit
Knürr Lumax LED 1700U 4000K ext.	Workstation lamp with offset push button (below table top)	00.350.187.9	1 unit
Knürr Lumax LED 1140B 4000K ext.	System lamp with offset push button (below table top)	00.350.185.7	1 unit
Knürr Lumax LED 1140B 4000K ext.	System lamp with offset push button (below table top)	00.350.185.9	1 unit
Knürr Lumax LED 1700B 4000K ext.	System lamp with offset push button (below table top)	00.350.189.7	1 unit
Knürr Lumax LED 1700B 4000K ext.	System lamp with offset push button (below table top)	00.350.189.9	1 unit
Fixation kit for worktop installation	for system lamp	00.350.198.7	1 unit


Workstation

Knürr Smart LED

Modern LED underfit lamp for installation beneath a workstation superstructure level.

- LED technology for optimum energy efficiency
 - Frosted glass cover prevents direct glare
 - Integrated electronic power supply for a slim design
 - Easy to reach on/off switch
 - lamp tiltable by 15°
 - Simple assembly
- **Material**
 - Sheet-steel, powder-coated
 - **Finish**
 - Powder-coating RAL 9006 white-aluminum
- **Technical Data**
 - Dimensions:**
 - Overall height: approx. 80 mm
 - Overall width: see table
 - Light:**
 - Luminous flux:
 - 1100 lm (version W 700 mm)
 - 1780 lm (version W 1300 mm)
 - Color of light: neutral white (EN 12464-1)
 - Color temperature: 4000 K
 - Color rendering index: Ra > 80
 - Electrical:**
 - Power consumption max.
 - 10 W (version W 700 mm)
 - 18 W (version W 1300 mm)
 - Power supply: 220 – 240 V 50/60 Hz
 - Integrated on/off switch
 - C13 mounting socket
 - 2.0m Schuko power cord
 - **Supply Schedule**
 - 1 Lamp Smart LED
 - 1 Mounting material
 - 1 Power cord

Model	W	Order no.	UP
Underfit lamp	700	00.350.190.9	1 unit
Underfit lamp	1300	00.350.191.9	1 unit



ACC20017



Knürr Smart LED

ACC20018

Dimensions in mm: W = Width
H = Height
D = Depth
h = Installation height
d = Useful depth
L = Length

HU = Standard height unit, 1 HU = 44.45 mm
19" = 482.6 mm, (ideal for 19" components in acc. with DIN 41494)
UP = Unit of packaging
kg = Weight

Conversion: 1 inch = 25.4 mm
1 pound = 453.6 g

Replace „x“ with the number of your color choice

Workstation

Knürr Console LED pendant

Pendant luminaire. Suspended ceiling mount in extra flat design does not block the view to large screen display walls with multiple console desks. Direct light portion with Edgelight and Lightguide technology for homogeneous light emission. Indirect light portion with Batwing diffusor for a wide light emission. Absolutely glare-free. Variable ceiling distance (0.3 – 0.7 m) allows use in room heights from 2.5 and 4.2 m. Easy installation: Only needed is a Schuko or GST18 socket in the ceiling. Lamp control with existing light management system (DALI) or with Knürr Control LED remote unit.

Finish

- Powder-coated white

Material

- Sheet-steel, powder-coated
- Lamp cover: Acrylic (PMMA) clear (colorless)

Technical Data

- Fitted with LED
- Connection: 220 – 240 V; 50/60 Hz
- Power consumption: approx. 49 W
- Luminous flux: 7000 lm
- Luminous efficiency: 143 lm/W
- Direct light portion: approx. 34%
- Color of light: neutral white, approx. 4000 K
- Color rendering index: Ra > 80
- Color tolerance: < 3 SDCM
- Luminance: < 2500 cd/m²
- UGR class: < 16

Supply Schedule

- 1 Knürr Console pendant with radio-controlled receiver
- 1 Mounting material

Note

- Linking possible upon request. Please contact us!
- Wireless control Knürr Control LED to be ordered separately!



Knürr Console LED pendant

ACC20019

Picture: Herbert Waldmann GmbH & Co. KG

Model	Order no.	UP
Knürr Console LED pendant	00.350.193.9	1 unit



ACC20013

Room Level

Knürr Console LED stand

Floor lamp for positioning in front or side of workstations. Ideal for subsequent improvement of the workstation light situation without installation. Glare-free with light emission through prism aperture. For room height between 2.5 and 3.5 m. Controlled with Knürr Control LED remote or existing light management system (DALI).

- **Finish**
 - Powder-coated white
- **Material**
 - Sheet-steel powder-coated
 - Lamp cover Acrylic (PMMA) clear (colorless)
- **Technical Data**
 - Fitted with LED
 - Connection: 220 – 240 V; 50/60 Hz
 - Power consumption: approx. 87 W
- Stand-by: approx. 0,30 W
- Luminous flux: 12000 lm
- Luminous efficiency: 136 lm/W
- Direct light portion: approx. 15%
- Color of light: neutral white, approx. 4000 K
- Color rendering index: Ra > 80
- Color tolerance: < 3 SDCM
- Luminance: <2500 cd/m²
- UGR class: < 16
- Height: approx. 2040 mm

- **Supply Schedule**
 - 1 Knürr Console LED stand with radio-controlled receiver
 - 1 Mounting material
- **Note**
 - Wireless control Knürr Control LED to be ordered separately!



Knürr Console LED stand

ACC20020



ACC20021

Picture: Herbert Waldmann GmbH & Co. KG

Model	Order no.	UP
Knürr Console LED stand	00.350.197.9	1 unit

Knürr Control LED remote

Modern workstation illumination are almost always controlled from a control panel below the tabletop front edge. The Knürr Control LED remote works without control cable from console to room ceiling by use of the Europe-wide approved 868 MHz standard (not susceptible to interference).

The usual control panel gets replaced by an identical unit with built-in radio transmitter. One or more room lights can be controlled from one control panel or also, several control panels can have access to the common room lighting.

- **Technical Data**
 - Connection: 220 – 240 V; 50/60 Hz
 - Radio frequency: 868,3 MHz
 - Connection: Schuko (control panel)
- **Supply Schedule**
 - 1 radio control unit (control panel)



Model	Order no.	UP
Knürr Console LED remote	00.350.199.9	1 unit

Dimensions in mm: W = Width
H = Height
D = Depth
h = Installation height
d = Useful depth
L = Length


HU = Standard height unit, 1 HU = 44.45 mm
19" = 482.6 mm
(ideal for 19" components in acc. with DIN 41494)
UP = Unit of packaging
kg = Weight

Conversion: 1 inch = 25.4 mm
1 pound = 453.6 g

Replace „x“ with the number of your color choice

SEATING

229 to 238



CHAIRS



Description	RECARO Guard	RECARO Expert electric	Mr.24	Operator	CENTO Air	Secur 24 Basic
Art.Nr.	00.350.072.9	00.350.036.9	00.350.073.9	00.350.031.9 + 00.350.035.9	00.350.070.9	00.350.078.9
Max. User Weight	130kg	130kg	200kg	150 kg	130 kg	200 kg
Sliding Seat	Yes	Yes	Yes	Yes	Yes	Yes
Seat Width	550 mm	550 mm	470 mm	495 mm	480 mm	510 mm
Seat Mechanism	Synchronous mechanism with spring force adjustment	Synchronous mechanism with spring force adjustment	Simiar mechanics	Simiar mechanics	Synchronous mechanism with spring force adjustment	Hardened steel block
Headrest	Height- / tilt adjustable	Height- / tilt adjustable	Height adjustable, genuine leather	Height adjustable, patent leather	Height- / tilt adjustable	Height- / tilt adjustable
Backrest	manually adjustable, with padding Double chamber lumbar support, height-adjustable adjustable backrest pressure	electrically adjustable inclination, with padding adjustable backrest pressure	manually adjustable, with padding Height adjustable lumbar support adjustable backrest pressure	manually adjustable, with padding or mesh covering Height adjustable lumbar support adjustable backrest pressure	manually adjustable, with padding Double chamber lumbar support, height-adjustable adjustable backrest pressure	manually adjustable, with padding Height adjustable lumbar support adjustable backrest pressure
Armrest	folding armrests adjustable	4-D adjustable	3-D Adjustable, with softtouch surface	3-D Adjustable, with softtouch surface	folding armrests adjustable	folding armrests adjustable
Seat Cover	synthetic leather / fabric 150,000 scrubbing cycles	synthetic leather / fabric 150,000 scrubbing cycles	Fabric (72% Cradura, 16% New Wool, 12% Cellulose) 150,000 scrubbing cycles	Fabric (72% Cradura, 16% New Wool, 12% Cellulose) 150,000 scrubbing cycles	synthetic leather / fabric 150,000 scrubbing cycles	synthetic leather / fabric 1.5 million scrubbing cycles
Lumbar Support	yes	no	yes (height- and depth adjustable)	yes (height adjustable)	yes	yes
Seat Height Adjustment	420-520 mm	420-520 mm	420-520 mm	420-520 mm	390-520 mm	410-530 mm
Castors	Soft, for hard floors	Soft, for hard floors	Soft, for hard floors	Soft, for hard floors	Soft, for hard floors	Soft, for hard floors
Certificates	GS, British Standard	GS	GS, British Standard, ANSI, AGR	GS, British Standard, ANSI, AGR	GS	GS, British Standard

Dimensions in mm: W = Width
H = Height
D = Depth
h = Installation height
d = Useful depth
L = Length

HU = Standard height unit, 1 HU = 44,45 mm
19" = 482,6 mm.
(ideal for 19" components in acc. with DIN 41494)
UP = Unit of packaging
kg = Weight

Conversion: 1 inch = 25,4 mm
1 pound = 453,6 g

Replace „x“ with the number of your color choice

24/7

Control Room Chair – Swivel Chair 24/7 RECARO

- For 24/7 use in Control and Surveillance Rooms, Emergency Centers and ATC/ATM
- Height adjustable and tiltable head rest
- Double chamber lumbar support
- Frame and padding made from heavy duty materials
- Tiltable flip-up arm rests
- Tested for maximum load
- Ambidextrous handle for backrest angle
- Ergonomic padding for maximum seating comfort
- Heavy duty Free Tilt mechanism, lockable in 3 positions
- Individually adjustable to user weight (ca. 60 - 130 kg / 130 – 285 lbs.)
- Extra strong gas spring for height adjustment
- Extra large castor base for best stability
- Adjustable thigh support
- Soft castors for hard surfaces
- GS certified
- British Standard

Additionally with Recaro Expert electric:

- Electrically adjustable backrest
- Base black powder-coated

• Technical Data

- Width and height of backrest 520 x 620 mm
- Width and depth of seat 550 x 560 mm
- Width and depth of arm rests 74 x 324 mm
- Height adjustment of headrest 0 – 80 mm
- Tilting of headrest 0 – 35°

• Material

- Seat and backrest: Synthetic leather

• Color

- Fabric / leather: Black
- Castor base: Polished aluminum

• Supply schedule

- 1 Control Room Swivel Chair 24/7 RECARO
- 1 Protective Cover for head rest

• How supplied

- Assembled

• Please note:

- Hard castors for carpet surfaces available



ACC20003



ACC20051

Model	Order no.	UP
Control Room Chair 24/7 RECARO Guard	00.350.072.1	1 unit
Control Room Chair 24/7 RECARO Expert electric	00.350.036.9	1 unit

Dimensions in mm: W = Width
H = Height
D = Depth
h = Installation height
d = Useful depth
L = Length
HU = Standard height unit, 1 HU = 44.45 mm
19" = 482.6 mm, (ideal for 19" components in acc. with DIN 41494)
UP = Unit of packaging
kg = Weight

Conversion: 1 inch = 25,4 mm
1 pound = 453,6 g
Replace „x“ with the number of your color choice

24/7

24/7 Control Room Chair Mr. 24

- Our top selling Control Room Chair
 - Generous seat and backrest for maximum comfort
 - Long backrest with integrated adjustable lumbar support, Similarmechnic opens up to 32° and stepless adjustment of back leaning angle Adjustable sliding seat allows for adaption to individual leg length
 - Height adjustable black leather head rest
 - Seat and back rest tilt synchronously to body movement
 - Individual main spring adjustment for different user weights
 - Permanent dorsal support also when leaning all the way back
 - Sedo-Lift-Mechanic for best cushioning also in lowest seating position
 - Extra robust arm rest for 24/7 use
 - Soft castors for hard surfaces
 - GS approved
 - British Standard approved
 - Seating width and depth: 470 x 400 mm
 - Height adjustment of head rest: 50 mm
 - Neck rest width and height: 360 x 150 mm
 - Similarmechnic suitable for up to persons of up to 200 kg / 440lbs.
 - Max. back rest tilt: 32°
- Seat height adjustment: 420 – 515 mm
 - Arm rest height adjustment: 190 – 300 mm
 - Arm rest width adjustment: 2 x 50 mm
 - Arm rest depth adjustment: 80 mm
- **Material**
 - Set 2G8 black 72%Cradura™, 16% new wool, 12% Cellulose
 - 150.000 cycles (Martindale)
 - DIN EN 1021-1/2
 - **Color**
 - Fabric: black
 - Castor base: black
 - **Supply schedule**
 - 1 Control Room Chair
 - **How supplied**
 - Pre assembled
 - **Please note:**
 - Hard castors for carpet surfaces available
 - Many other configurations available on request



ACC20005

Model	Order no.	UP
Mr. 24h, black fabric, armrests, head rest	00.350.073.9	1 unit
Protective cover for head rest	00.350.074.9	1 unit

24/7 Control Room Chair Operator

- Proven Control Room Chair for dynamic seating
 - Suitable for users up to 150 kg / 325lbs.
 - Similarmechanic with heavy duty springs
 - Integrated sliding seat (seat depth adjustable 400 to 460 mm)
 - Comfortable, reinforced seat padding, Seating width max. 495 mm
 - Height adjustable lumbal support
 - Sedo-Lift-Mechanic (390 to 520 mm seat height),
 - Black aluminum cast castor base
 - Similarmechanic with adjustable springs
 - Back rest with padding or mesh covering
 - 3-D softtouch armrests
 - Height adjustable black leather head rest
 - Soft castors for hard surfaces
- **Material**
 - Set 2G8 black 72%CraduraTM, 16% new wool, 12% Cellulose
 - 150.000 cycles (Martindale)
 - DIN EN 1021-1/2
 - **Color**
 - Fabric: black
 - Castor base: black
 - **Supply schedule**
 - 1 Control Room Chair
 - **How supplied**
 - Pre assembled
 - **Please note:**
 - Hard castors for carpet surfaces available
 - Many other configurations available on request



ACC20006

Model	Order no.	UP
Operator 24/7, mesh covering backrest, arm rests, head rest	00.350.031.9	1 unit
Operator 24/7, padding backrest, arm rests, head rest	00.350.035.9	1 unit



ACC20052

Provided for use with the kind permission of Sedus Stoll AG.
Unauthorised use is prohibited.

Dimensions in mm: W = Width
H = Height
D = Depth
h = Installation height
d = Useful depth
L = Length

HU = Standard height unit, 1 HU = 44.45 mm
19" = 482.6 mm,
(ideal for 19" components in acc. with DIN 41494)
UP = Unit of packaging
kg = Weight

Conversion: 1 inch = 25,4 mm
1 pound = 453,6 g

Replace „x“ with the number of your color choice

24/7

24/7 Control Room Chair CENTO Air

- Specially designed for 24/7 control centre applications, very hard-wearing, durable, ergonomic and resilient.
 - High seating comfort thanks to wide ergonomically shaped padding
 - Height adjustable headrest
 - Backrest inclination 0-20 degrees
 - Heavy-duty mechanism with free-swinging function, seat tilt can be locked in place
 - Individual weight adjustment possibility
 - Extra large base for standard safety
 - Extra strong gas spring for height adjustment with depth springing
 - Dynamic and static sitting possible
 - Inflatable double lumbar support
 - Soft castors for hard surfaces
- **Technische Daten**
 - Width and height of backrest
460 x 640 mm
 - Width and depth of seat
480 x 480 mm
 - Width and depth of arm rests
60 x 380 mm
 - Height adjustment of headrest
0 – 80 mm
- **Material**
 - Seat and backrest: Synthetic leather and fabric
 - **Color**
 - Fabric / leather: Black
 - Seams: wine red
 - Castor base: Polished aluminum
 - **Supply schedule**
 - 1 Control Room Swivel Chair Cento Air
 - **How supplied**
 - Assembled
 - **Please note:**
 - Hard castors for carpet surfaces available



ACC20064

Model	Order no.	UP
Control Room Chair CENTO Air	00.350.070.9	1 unit

24/7

Control Room Chair Secur 24 Basic 24/7, head rest, Flip-Up arm rests, heavy duty

- Comfortable automotive seat
 - Maximum load: up to 234 kg (515lbs.)
 - Height adjustable and tiltable comfort head rest, Protective cover included
 - Mechanical lumbar support
 - Flip-Up arm rests – Tilttable and fold away
 - Compressed gas main spring with end point cushion
 - Seating height ambidextrously adjustable 41 – 53 cm
 - Extra large 71 cm anti tip cast aluminum castor base
 - 65 mm (2,55") heavy duty castors
 - Specially designed tilting mechanism, adjustable below front edge of the seat 45 – 150 kg (99-331 lbs.)
 - Combination of black automotive synthetic leather and „Staccato“ fabric (black) 1.5 mio. cycles (Martindale)
 - Easily adjustably grace to fully ambidextrous controls
 - Ambidextrous back rest adjustment knob and maximum lean back angle
- **Material**
 - Fabric: „Staccato“ (black)
 - Black automotive synthetic leather 1.5 mio. cycles (Martindale)
 - Castor base: Polished cast metal
 - **Color**
 - Fabric: black
 - Castor base: Polished cast metal
 - **Supply schedule**
 - 1 control room chair
 - **How supplied**
 - Preassembled
 - **Please note:**
 - **Many other configurations available on request:**
 - Hard castors for carpet surfaces
 - Further fabric or leather paddings on request
 - Protective cover for head rest
 - 6-way comfort head rest
 - 10 cm sliding seat
 - All leather
 - Siped back rest
 - Chrome plated coat hanger
- **Dimensions**
 - Seat width 510 mm
 - Max. seat depth 480 mm
 - Back rest width 480 mm
 - Back rest height 600 mm



ACC20000

Model	Description	Order no.	UP
Secur 24 Basic	With Flip-up arm rests	00.350.078.9	1 unit

Dimensions in mm: W = Width
H = Height
D = Depth
h = Installation height
d = Useful depth
L = Length

HU = Standard height unit, 1 HU = 44.45 mm
19" = 482.6 mm,
(ideal for 19" components in acc. with DIN 41494)
UP = Unit of packaging
kg = Weight

Conversion: 1 inch = 25,4 mm
1 pound = 453,6 g

Replace „x“ with the number of your color choice

Professional

se:do

se:do's special features include ergonomic functions that are easy to adjust, ensuring that alternating users will always have a healthy and comfortable sitting posture. se:do has an ergonomically formed seat pan and a height-adjustable backrest with a wide opening angle, which provides maximum back support in all positions. The Sedus "similar" mechanism allows the seat and backrest to always move in sync with the body. Numerous adjustment options round off the ergonomic properties, making every user feel relaxed and comfortable – up to 130kg of body weight.

- Backrest pressure finely graduated adjustable
- Integrated adjustable lumbar support (80mm)
- Height-adjustable tall backrest (610 – 690 mm)
- Backrest width 465 mm
- Height-adjustable plastic armrests (190 – 290 mm), clear span 490 – 510 mm (dependent on model)
- Robust five-wheel plastic base
- "Similar" mechanism with spring tension quick adjustment
- Gas spring with mechanical depth suspension
- Sliding seat (with 60 mm depth adjustment, dependent on model)
- Adjustable seat inclination (4°)
- Backrest comfortably upholstered or with breathable membrane cover
- Soft castors for hard floors

Also available in a conductive version for ESD workstations.

• Material

- Fabric wool Fame F60999 black 200.000 abrasion runs according to Martindale DIN 4102:B2 normal flammability (Cushion)
- Self-supporting knitted Polyester (membrane)
- ESD version: Gaja anti-static black 2A1 100% new wool 50.0000 abrasion runs according to Martindale DIN 4102:B2 normal flammability
- Five-wheel plastic base: black

• Certificates

- GS Safety label of TÜV Rheinland LGA products GmbH / DIN EN 1335
- Ergonomics certificate of TÜV Rheinland LGA Products GmbH
- Tested for harmful substances by TÜV Rheinland LGA Products GmbH
- Quality Office certificate
- AGR certificate
- 5 year warranty

• Supply schedule

- 1x swivel chair

• Note

Available upon request:

- Hard castors for soft floors
- Additional versions and covers



se:do Membrane, with armrests

ACC2007



se:do Cushion, with armrests

ACC2008



se:do also ESD version available

ACC2009

Type	Model	Order no.	UP
Swivel chair se:do	Membrane, without armrests	00.350.061.9	1 unit
Swivel chair se:do	Membrane, with armrests	00.350.062.9	1 unit
Swivel chair se:do	Cusion, without armrests	00.350.063.9	1 unit
Swivel chair se:do	Cushion, with armrests	00.350.064.9	1 unit
Swivel chair se:do	Cushion, without armrests, ESD	00.350.065.9	1 unit
Swivel chair se:do	Cushion, wit armrests, ESD	00.350.066.9	1 unit

Meeting

Visitor's Chairs

- Aesthetic visitor's chair for conference rooms and reception areas
 - Stackable
 - Black cantilever frame
 - Robust Ø 25 mm / 1" steel pipe
 - Plastic skids
 - Plastic arm rests
- **Material**
 - Set 2G8 black 72%CraduraTM, 16% new wool, 12% Cellulose
 - 150.000 cycles (Martindale)
 - DIN EN 1021-1/2
 - **Color**
 - Fabric: black
 - Cantilever frame: black
 - **Supply schedule**
 - 1 Visitor's Chair
 - **How supplied**
 - Pre assembled
 - **Please note:**
 - Felt skids are available for glossy surfaces
 - Many other configurations available on request

Model	Order no.	UP
Black dot Cantilever with armrests, stackable, black	00.350.032.9	1 unit
Visitor chair (4-leg) without armrests	00.350.037.9	1 unit



ACC20012



ACC20053

Provided for use with the kind permission of Sedus Stoll AG.
Unauthorised use is prohibited.

Dimensions in mm: W = Width
H = Height
D = Depth
h = Installation height
d = Useful depth
L = Length

HU = Standard height unit, 1 HU = 44.45 mm
19" = 482.6 mm,
(ideal for 19" components in acc. with DIN 41494)
UP = Unit of packaging
kg = Weight

Conversion: 1 inch = 25,4 mm
1 pound = 453,6 g

Replace „x“ with the number of your color choice

ACOUSTICS

239 to 244



Knürr Acoustics



Interior fitting and acoustics solutions

In the last two decades room acoustics became the central focus in interior design. We are happy to support you in all phases of the planning and realisation of your acoustics projects, either by phone or on site.

- Versatile and flexible
- Ideal sound absorption
- Quick and easy to assemble
- Many versions immediately available
- Complete system includes substructure



CPL/Melamine surfaces:



Large formats Panels available up to 3.5m length in several laminates, real wood veneers or painted. Tailor-made upon request.



Included are not only the panels but also the fitting substructure. Suitable for large walls and as acoustic retrofit for smaller rooms.



Slats The invinite-system can be flexibly fitted to all room situations and offer a modern, linear look. Choose from perforated or slotted elements.

Technical properties of the materials used are certified by test- and classification reports and certificates from acknowledged international institutes.

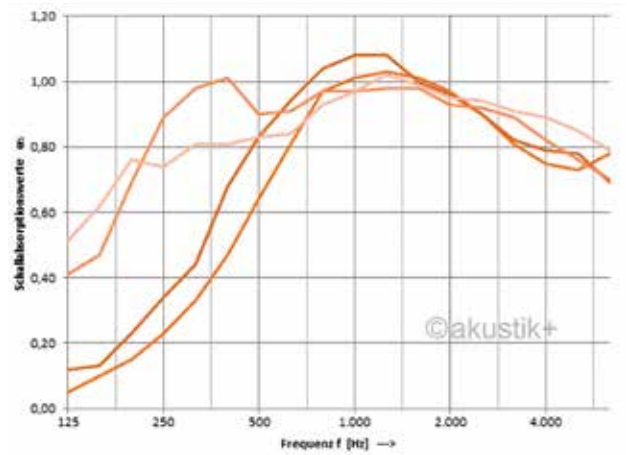
The products tests are carried out by independent experts (acoustic measures to DIN EN ISO 345 „Acoustics - Measurement of sound absorption in a reverberation room“) and mathematically evaluated after DIN EN ISO 11654. The frequency-dependent values of the sound absorption coefficient and

the single data (assessed sound absorption coefficient), NRC (Noise reduction Coefficient after ASTM C423) and SAA (Sound Absorption Average) after ASTM C423) are available upon request. Only proven emmison- low or free materials in use.

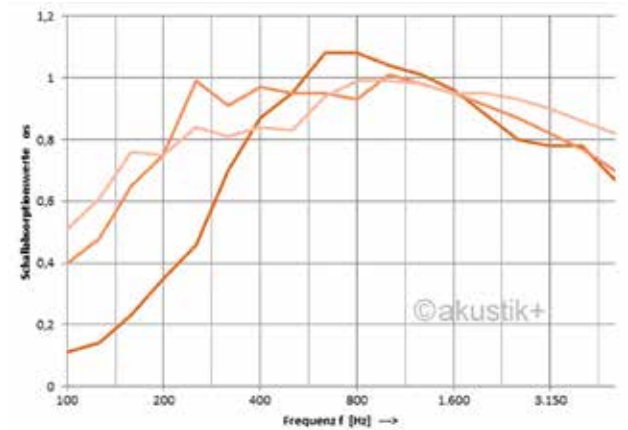




Sound absorption values of Perforation CLASSIC (1,8/1,8/0,5mm)



Sound absorption values of Perforation FINEST (1,8/1,8/0,5mm)



Partition Walls

Partition systems

- Execution in monobloc-design
- Bell-touch- connection, multi-surfaced
- Wall thickness 40 mm
- Frame of aluminum profiles
- Floor distance 70 mm
- Height adjustment to 30 mm
- Screen, fabric covered blue (Scuba)
- Top cover, anodized aluminum
- Velcro, anthracite
- Ground free space = 70 mm
- Filling = fireclass B1
- Ecological standard 100
- 100% recyclable
- No chemicals (as flame retardants) contained
- Sound absorbing
- Sound absorbing according to DIN EN ISO 354

In the frequencies

- 125 Hz as 0,12
- 250 Hz as 0,24
- 500 Hz as 0,51
- 1000 Hz as 0,80
- 2000 Hz as 0,95
- 4000 Hz as 0,95
- aw 0,50H

- Certificate DIN EN ISO 354

Note

- Wall attachment with 2 table top clamps on one side of 30 mm worktop

W	H	Model	Order-no.	UP
800	1100	Partition wall	04.303.634.9	1 unit
1000	1100	Partition wall	04.303.635.9	1 unit
1200	1100	Partition wall	04.303.636.9	1 unit
1600	1100	Partition wall	04.303.637.9	1 unit
1800	1100	Partition wall	04.303.638.9	1 unit
2000	1100	Partition wall	04.303.639.9	1 unit
800	1600	Partition wall	04.303.644.9	1 unit
1000	1600	Partition wall	04.303.645.9	1 unit
1200	1600	Partition wall	04.303.646.9	1 unit
1600	1600	Partition wall	04.303.647.9	1 unit
1800	1600	Partition wall	04.303.648.9	1 unit
2000	1600	Partition wall	04.303.649.9	1 unit
800	480	Top wall	04.303.654.9	1 unit
1000	480	Top wall	04.303.655.9	1 unit
1200	480	Top wall	04.303.656.9	1 unit
1600	480	Top wall	04.303.657.9	1 unit
1800	480	Top wall	04.303.658.9	1 unit
2000	480	Top wall	04.303.658.9	1 unit

Feet

Note

- Feet RAL 9006 (white aluminum) must be ordered for your individual application purpose.

W	H	D	Model	Order-no.	UP
350	6	350	Plate foot total	04.303.664.9	1 unit
350	6	210	Plate foot half circle	04.303.665.9	1 unit
500	70	60	Stabilizer foot	04.303.667.9	1 unit
500	70	60	Stabilizer foot with casters	04.303.668.9	1 unit



Circular acoustic rear panels available upon request!

Dimensions in mm: W = Width
H = Height
D = Depth
h = Installation height
d = Useful depth
L = Length

HU = Standard height unit, 1 HU = 44,45 mm
19" = 482,6 mm,
(ideal for 19" components in acc. with DIN 41494)
UP = Unit of packaging
kg = Weight

Conversion: 1 inch = 25,4 mm
1 pound = 453,6 g

Replace „x“ with the number of your color choice



ACC20042



Standard color scubablue, please ask for further design colors



ACC20043



ACC20044



ACC20045

Acoustic wall panels

- Sound absorbing acoustic panel
 - Ultra light version in monoblock-design
 - Wall thickness 40 mm
 - Completely covered with fabric (fully upholstered)
 - Ecological standard 100 (100% recyclable)
 - No chemicals (as flame retardants) contained
 - Cover with fabric fire class B2 (fabric B1 on request)
 - Filler fire class B2
- **Color**
 - Standard colour: Tequila grey (fabric group 1) (Many other colours available on request)
- **Sound absorption coefficient according to DIN EN ISO 354**
 - In the frequencies
 - 125 Hz as 0,18
 - 250 Hz as 0,33
 - 500 Hz as 0,60
 - 1000 Hz as 0,69
 - 2000 Hz as 0,54
 - 4000 Hz as 0,80
 - Evaluated sound absorption coefficient α_w 0.55 (H)
 - Test certificate DIN EN ISO 354
 - **Note**
 - Please order suitable mounting set for the respective bracket separately!

W	H	w	Model	Order-no.	UP
1600	520	1580	Knürr Ergocon	04.303.700.9	1 unit
2000	520	1980	Knürr Ergocon	04.303.701.9	1 unit
2400	520	2380	Knürr Ergocon	04.303.702.9	1 unit
600	450	590	Knürr Dacobas Adv.	04.303.710.9	1 unit
1200	450	1190	Knürr Dacobas Adv.	04.303.711.9	1 unit
1800	450	1790	Knürr Dacobas Adv.	04.303.712.9	1 unit
600	800	590	Knürr Dacobas Adv.	04.303.713.9	1 unit
1200	800	1190	Knürr Dacobas Adv.	04.303.714.9	1 unit
1800	800	1790	Knürr Dacobas Adv.	04.303.715.9	1 unit
Mounting kit Knürr Ergocon				04.303.697.7	1 unit
Mounting kit Knürr Dacobas Adv. H450				04.303.698.7	1 unit
Mounting kit Knürr Dacobas Adv. H800				04.303.699.7	1 unit



ACC20065



ACC20066



ACC20068



ACC20067

CONTRACT FURNITURE

245 to 256



Knürr Cabinets

Premium in every Detail



Hard-wearing and easy to clean surface



Reliable espagnolette lock



ABS edge veneers all around



Segment bow handle



Metal levelling feet adjustable from cabinet inside for easy levelling



Rugged soft-close hinges with limiter (110°)

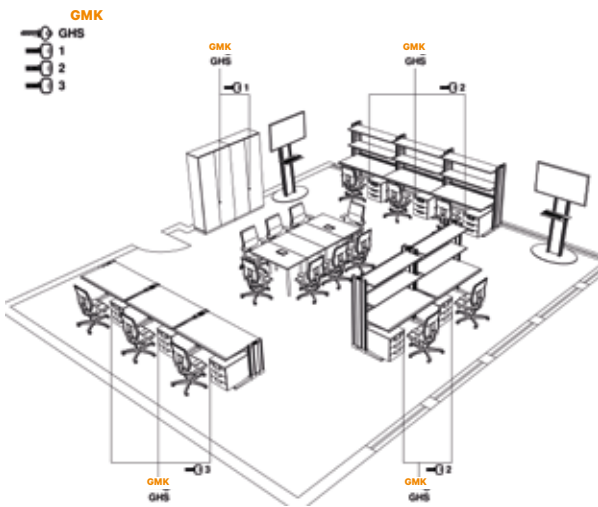


Turning handle suitable for locking system

Smooth-running sliding doors

INDIVIDUALLY CONFIGURABLE LOCKING SYSTEM

- General Master Key (GMK) for all locking categories.
- Changeable cylinder system.
- Allows future customization.



	1.800.200	Turns locks of groups A and B.
	07001 - 09000 1.800.372	General Master Key Turns locks of group A or B
	07001 - 07500 64 017 131 D	Master key
	07501 - 08000 1.800.270 6.961.408	Lock removal when lock opened. Turns locks of groups A and B.
	07001 - 09000 64 025 900.2	Removal key
	07001 - 07500 64 528 000.1 + 5ch	Key B5 Reversible key. Profiled flat key. Turns one lock.
	07501 - 08000 64 528 000.3 + 5ch	Key B1 Reversible key. Turns one lock.
	07001 - 07500 64 528 000.1 + 5ch	Key B1
	07501 - 08000 64 528 000.1 + 5ch	Key B1

- The contoured key profile ensures a high technical copy protection, owing to a testing unit both at lock and cylinder.
- Combines within the locking system.

- Sophisticated system with attractive value-for-money.
- Highest product quality and reliability for long-term use.

Finishes:



Design .1 light grey
(On request .7 ESD light grey)

Design .5 beech Individual finishes optional (on request)



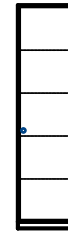
*Electrostatic discharge

Knürr Cabinets

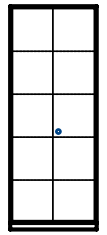
Order system – Double door cabinets

Wall-standing cabinet with double doors / Glass door cabinet 2 FH / 3 FH / 5 FH

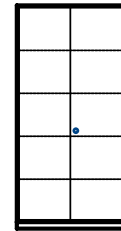
- Completely bonded and doweled corpus made of melamin resin coated chipboards according to EN 14332
 - All-around, pre-assembled pedestal with metal levelling feet to compensate surface irregularities
 - Slotted, bonded back panel, 13 mm thick, as decorative rear
 - Doors with metal strap hinge with softclose-automatic, opening angle 110°
 - Espagnolette lock with cremone bolt and alternating cylinder (compatible with locking systems)
 - Edges 2 mm ABS, rounded
 - Metal shelf (see order chart) RAL 9011 black, adjustable in 32 mm grid, load capacity 75 kg/qm for all compartments
 - With glass double doors:
 - Optional partial glass door: chipboard door with 4mm safety glass infill
- **Colour**
 - Final digit of order number .1:**
 - Fully light grey
 - Final digit of order number .5:**
 - Body RAL 7021 black grey
 - Beech décor front
 - **Supply schedule**
 - 1 wall standing cabinet with hinged door
 - With glass door:**
 - 1 wall standing cabinet with partially glassed door
 - **How supplied**
 - Assembled
 - **Please note**
 - The doors with the knob are always right hinged (RA) in standard. Left hinged doors (LA) on request.



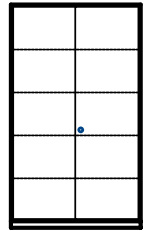
500 x 2064 mm
(Picture: 5 OH)



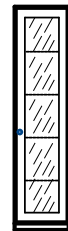
800 x 2064 mm
(Picture: 5 OH)



1000 x 2064 mm
(Picture: 5 OH)



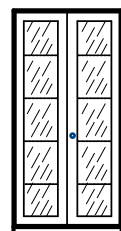
1200 x 2064 mm
(Picture: 5 OH)



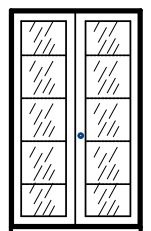
500 x 2064 mm
(Picture: 5 OH)



800 x 2064 mm
(Picture: 5 OH)



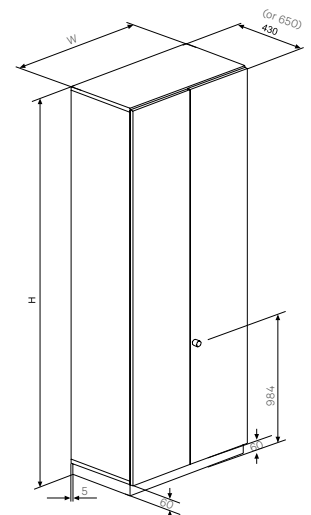
1000 x 2064 mm
(Picture: 5 OH)



1200 x 2064 mm
(Picture: 5 OH)

W	H	No. of shelves	FH	Type	Order no. (D 430)	Order no. (D 650)	UP
500	772	1	2	door	00.321.400.x	00.321.600.x	1 unit
800	772	1	2	double door	00.321.401.x	00.321.601.x	1 unit
1000	772	1	2	double door	00.321.402.x	00.321.602.x	1 unit
1200	772	1	2	double door	00.321.403.x	00.321.603.x	1 unit
500	1352	2	3	door	00.321.404.x	00.321.604.x	1 unit
800	1352	2	3	double door	00.321.405.x	00.321.605.x	1 unit
1000	1352	2	3	double door	00.321.406.x	00.321.606.x	1 unit
1200	1352	2	3	double door	00.321.407.x	00.321.607.x	1 unit
500	2064	4	5	door	00.321.408.x	00.321.608.x	1 unit
800	2064	4	5	double door	00.321.409.x	00.321.609.x	1 unit
1000	2064	4	5	double door	00.321.410.x	00.321.610.x	1 unit
1200	2064	4	5	double door	00.321.411.x	00.321.611.x	1 unit
500	772	1	2	glass door	00.321.420.x	00.321.620.x	1 unit
800	772	1	2	glass double door	00.321.421.x	00.321.621.x	1 unit
1000	772	1	2	glass double door	00.321.422.x	00.321.622.x	1 unit
1200	772	1	2	glass double door	00.321.423.x	00.321.623.x	1 unit
500	1352	2	3	glass door	00.321.424.x	00.321.624.x	1 unit
800	1352	2	3	glass double door	00.321.425.x	00.321.625.x	1 unit
1000	1352	2	3	glass double door	00.321.426.x	00.321.626.x	1 unit
1200	1352	2	3	glass double door	00.321.427.x	00.321.627.x	1 unit
500	2064	4	5	glass door	00.321.428.x	00.321.628.x	1 unit
800	2064	4	5	glass double door	00.321.429.x	00.321.629.x	1 unit
1000	2064	4	5	glass double door	00.321.430.x	00.321.630.x	1 unit
1200	2064	4	5	glass double door	00.321.431.x	00.321.631.x	1 unit

Dimensions:




Stackable cabinet with double doors

2 FH / 3 FH

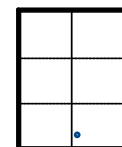
- Completely bonded and doweled corpus made of melamin resin coated chipboards according to EN 14332
 - Slotted, bonded back panel, 13 mm thick, as decorative rear
 - Doors with metal strap hinge with softclose-automatic, opening angle 110°
 - Espagnolette lock with cremone bolt and alternating cylinder (compatible with locking systems)
 - Edges 2mm ABS, rounded
 - Metal shelf (see order chart) RAL 9011 black, adjustable in 32 mm grid, load capacity 75 kg/qm for all compartments
 - With glass double doors:
Optional partial glass door: chipboard door with 4mm safety glass infi
- **Colour**
 - Final digit of order number .1:**
 - Fully light grey
 - Final digit of order number .5:**
 - Body RAL 7021 black grey
 - Beech décor front
 - **Supply schedule**
 - 1 stackable cabinet with hinged door
 - 1 wall standing cabinet with partially glassed doors
 - **How supplied**
 - Assembled
 - **Please note**
 - The doors with the knob are always right hinged (RA) in standard. Left hinged doors (LA) on request.
 - Please also ask for further accessories such as clothes rails.



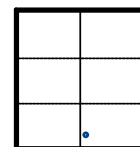
500 x 1292 mm



800 x 1292 mm



1000 x 1292 mm



1200 x 1292 mm

W	H	No. of shelves	FH	Type	Order no. (D 430)	Order no. (D 650)	UP
500	712	1	2	door	00.321.412.x	00.321.612.x	1 unit
800	712	1	2	double door	00.321.413.x	00.321.613.x	1 unit
1000	712	1	2	double door	00.321.414.x	00.321.614.x	1 unit
1200	712	1	2	double door	00.321.415.x	00.321.615.x	1 unit
500	1292	2	3	door	00.321.416.x	00.321.616.x	1 unit
800	1292	2	3	double door	00.321.417.x	00.321.617.x	1 unit
1000	1292	2	3	double door	00.321.418.x	00.321.618.x	1 unit
1200	1292	2	3	double door	00.321.419.x	00.321.619.x	1 unit
500	712	1	2	glass door	00.321.432.x	00.321.632.x	1 unit
800	712	1	2	glass double door	00.321.433.x	00.321.633.x	1 unit
1000	712	1	2	glass double door	00.321.434.x	00.321.634.x	1 unit
1200	712	1	2	glass double door	00.321.435.x	00.321.635.x	1 unit
500	1292	2	3	glass door	00.321.436.x	00.321.636.x	1 unit
800	1292	2	3	glass double door	00.321.437.x	00.321.637.x	1 unit
1000	1292	2	3	glass double door	00.321.438.x	00.321.638.x	1 unit
1200	1292	2	3	glass double door	00.321.439.x	00.321.639.x	1 unit

Dimensions in mm: W= Width
H = Height
D = Depth
OU = Office unit (50 mm)
FH = Folder height, min. 325 mm / 12,8"

Replace „x“ with the number of your color choice

LH = Left hinged
RH = Right hinged

Dw = Drawers
DU = Drawer unit

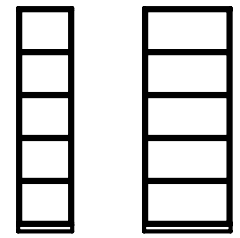
1 DU = 32 mm = 1¼"

Wall-standing shelf unit

2 FH / 3 FH / 5 FH

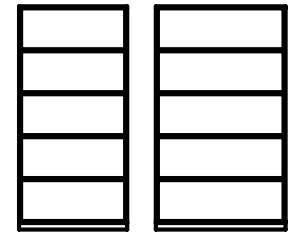
- Completely bonded and doweled corpus made of melamin resin coated chipboards according to EN 14332
- All-around, pre-assembled pedestal with metal levelling feet to compensate surface irregularities
- Slotted, bonded back panel, 13 mm thick, as decorative rear
- Edges 2mm ABS, rounded
- Metal shelf (see order chart) 9011 black, adjustable in 32 mm grid, load capacity 75 kg/qm for all compartments

- **Colour**
Final digit of order number .1:
 - Fully light grey**Final digit of order number .5:**
 - Body RAL 7021 black grey
- **Supply schedule**
 - 1 wall standing shelf unit
- **How supplied**
 - Assembled



500 x 2064 mm

800 x 2064 mm



1000 x 2064 mm

1200 x 2064 mm

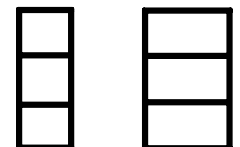
W	H	No. of shelves	FH	Order no. (D 430)	Order no. (D 650)	UP
500	772	1	2	00.321.440.x	00.321.640.x	1 unit
800	772	1	2	00.321.441.x	00.321.641.x	1 unit
1000	772	1	2	00.321.442.x	00.321.642.x	1 unit
1200	772	1	2	00.321.443.x	00.321.643.x	1 unit
500	1352	2	3	00.321.444.x	00.321.644.x	1 unit
800	1352	2	3	00.321.445.x	00.321.645.x	1 unit
1000	1352	2	3	00.321.446.x	00.321.646.x	1 unit
1200	1352	2	3	00.321.447.x	00.321.647.x	1 unit
500	2064	4	5	00.321.448.x	00.321.648.x	1 unit
800	2064	4	5	00.321.449.x	00.321.649.x	1 unit
1000	2064	4	5	00.321.450.x	00.321.650.x	1 unit
1200	2064	4	5	00.321.451.x	00.321.651.x	1 unit

Stackable shelf unit

2 FH / 3 FH

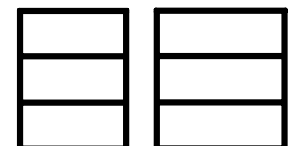
- Completely bonded and doweled corpus made of melamin resin coated chipboards according to EN 14332
- Slotted, bonded back panel, 13 mm thick, as decorative rear
- Edges 2mm ABS, rounded
- Metal shelf (see order chart) RAL 9011 black, adjustable in 32 mm grid, load capacity 75 kg/qm for all compartments

- **Colour**
Final digit of order number .1:
 - Fully light grey**Final digit of order number .5:**
 - Body RAL 7021 black grey
- **Supply schedule**
 - 1 stackable shelf unit
- **How supplied**
 - Assembled



500 x 1292 mm

800 x 1292 mm



1000 x 1292 mm

1200 x 1292 mm

W	H	No. of shelves	FH	Order no. (D 430)	Order no. (D 650)	UP
500	712	1	2	00.321.452.x	00.321.652.x	1 unit
800	712	1	2	00.321.453.x	00.321.653.x	1 unit
1000	712	1	2	00.321.454.x	00.321.654.x	1 unit
1200	712	1	2	00.321.455.x	00.321.655.x	1 unit
500	1292	2	3	00.321.456.x	00.321.656.x	1 unit
800	1292	2	3	00.321.457.x	00.321.657.x	1 unit
1000	1292	2	3	00.321.458.x	00.321.658.x	1 unit
1200	1292	2	3	00.321.459.x	00.321.659.x	1 unit

Dimensions in mm: W = Width
H = Height
D = Depth
OU = Office unit (50 mm)
FH = Folder height, min. 325 mm / 12.8"
Replace „x“ with the number of your color choice

LH = Left hinged
RH = Right hinged

Dw = Drawers
DU = Drawer unit

1 DU = 32 mm = 1 1/2"

Printer Cabinet

- Printer cabinet
Width 1200 mm
Depth 650 mm
Height 750 mm
- With cable routing set D80mm at the rear side of top cover and at the bottom of side board
- Shortened shelves for cabling through cabinet
- 28mm top board with straight ABS edge on all sides
- **Material / finish**
 - Wooden main unit bonded, three layer particle board, FP/Y E1 version, directly coated, fire protection class B2
 - Body, handles: light grey
- Can be adjusted with 4 levelling screws, with plinth
- All cabinets can be locked with cylinder lock
- With a centre panel
- Segment bow handle, matt nickel plated
- **Colour**
 - Main unit and shelf: RAL 7035 light grey
 - Top board: RAL 7035 lightgrey with black edge
- **Supply schedule**
 - 1 Printer cabinet
- **How supplied**
 - Pre assembled



W	H	D	Model	Order-no.	UP
1200	750	650		00.320.072.1	1 unit

Printer Rack ECO

- Bonded wooden main unit
- Can be adjusted with 4 levelling screws at the bottom board
- With cable routing grommet through top board and bottom for raised floor cabling
- 28mm top board with straight ABS edge on all sides
- **Colour**
 - Main unit and shelf: RAL 7035 light grey
 - Top board: RAL 7035 lightgrey with black edge
- **Supply schedule**
 - 1 Printer cabinet



W	H	D	Order-no.	UP
600	750	630	00.320.210.1	1 unit
1200	750	630	00.320.211.1	1 unit

High Desk, Octagonal

- High desk: perfect for discussions with several people on-site
- Octagonal with storage options for folders and equipment
- Bonded main unit
- **Material / Finish**
 - Worktop, main unit and shelves - three-layer particle board, FP/Y E1 version, directly coated, fire protection class B2
- **Standards**
 - EN 438 class for coating material
- **Color**
 - Worktop, main unit and shelves: light-grey
- **Supply schedule**
 - 1 standing console
- **How supplied**
 - Assembled
- **Note**
 - ESD model on request



W	H	D	Order no.	UP
1295	1150	1295	01.315.722.1	1 unit

CIC20035

Cabinet with sliding doors

2 FH / 3 FH

- Completely bonded and doweled corpus made of melamin resin coated chipboards according to EN 14332
- Cabinet with middle support wall panel
- All-around, pre-assembled pedestal with metal levelling feet to compensate surface irregularities
- Slotted, bonded back panel, 13 mm thick, as decorative rear
- Doors with smooth-running roller gears, push-cylinder lock with exchangeable cylinder (compatible with locking systems), segment bow metal handle 160 mm
- Edges 2 mm ABS, rounded
- Metal shelf (see order chart), RAL 9011black, adjustable in 32 mm grid, load capacity 75 kg/qm for all compartments

Colour

Final digit of order number .1:

- Fully light grey

Final digit of order number .5:

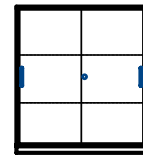
- Body RAL 7021 black grey
- Beech décor front
- Segment bow handle, matt nickel plated

Supply schedule

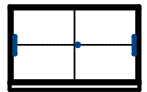
- 1 wall standing cabinet with sliding door

How supplied

- Assembled



1200 x 1352 mm



1200 x 772 mm

W	H	No. of shelves	FH	Order no. (D 430)	Order no. (D 650)	UP
1200	772	1	2	00.321.460.x	00.321.660.x	1 unit
1200	1352	2	3	00.321.461.x	00.321.661.x	1 unit

Stackable cabinet with sliding doors

2 FH / 3 FH

- Completely bonded and doweled corpus made of melamin resin coated chipboards according to EN 14332
- Cabinet with middle support wall panel
- Slotted, bonded back panel, 13 mm thick, as decorative rear
- Doors with smooth-running roller gears, push-cylinder lock with exchangeable cylinder (compatible with locking systems), segment bow metal handle 160mm
- Edges 2 mm ABS, rounded
- Metal shelf (see order chart), RAL 9011black, adjustable in 32 mm grid, load capacity 75 kg/qm for all compartments

Colour

Final digit of order number .1:

- Fully light grey

Final digit of order number .5:

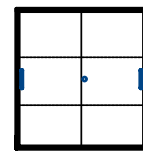
- Body RAL 7021 black grey
- Beech décor front
- Segment bow handle, matt nickel plated

Supply schedule

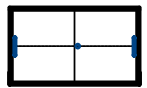
- 1 stackable cabinet with sliding door

How supplied

- Assembled



1200 x 1292 mm



1200 x 712 mm


W	H	No. of shelves	FH	Order no. (D 430)	Order no. (D 650)	UP
1200	712	1	2	00.321.462.x	00.321.662.x	1 unit
1200	1292	2	3	00.321.463.x	00.321.663.x	1 unit

Cabinet with tambour doors


2 FH / 3 FH

- Completely bonded and doweled corpus made of melamin resin coated chipboards according to EN 14332
- All-around, pre-assembled pedestal with metal levelling feet to compensate surface irregularities
- Slotted, bonded back panel, 13 mm thick, as decorative rear
- Shutter rollers made from smooth-running plastic lamellas, right to left, push-cylinder lock with exchangeable cylinder (compatible with locking systems), segment bow metal handle 160 mm
- Edges 2mm ABS, rounded
- Metal shelf (see order chart), RAL 9011black, adjustable in 32 mm grid, load capacity 75 kg/qm
- Conductive version not available

- **Colour**
Final digit of order number .1:
 - Fully light grey**Final digit of order number .5:**
 - Body RAL 7021 black grey
 - Silver roller shutter
 - Segment bow handle, matt nickel plated
- **Supply schedule**
 - 1 cabinet with tambour doors
- **How supplied**
 - Assembled



1200 x 1352 mm



1200 x 772 mm


W	H	No. of shelves	FH	Order no. (D 430)	Order no. (D 650)	UP
1200	772	1	2	00.321.470.x	00.321.670.x	1 unit
1200	1352	2	3	00.321.471.x	00.321.671.x	1 unit

Stackable cabinet with tambour doors

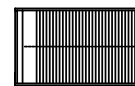
2 FH / 3 FH

- Completely bonded and doweled corpus made of melamin resin coated chipboards according to EN 14332
- Slotted, bonded back panel, 13 mm thick, as decorative rear
- Shutter rollers made from smooth-running plastic lamellas, right to left, push-cylinder lock with exchangeable cylinder (compatible with locking systems), segment bow metal handle 160mm
- Edges 2mm ABS, rounded
- Metal shelf (see order chart), RAL 9011black, adjustable in 32 mm grid, load capacity 75 kg/qm
- Conductive version not available

- **Colour**
Final digit of order number .1:
 - Fully light grey**Final digit of order number .5:**
 - Body RAL 7021 black grey
 - Silver roller shutter
 - Segment bow handle, matt nickel plated
- **Supply schedule**
 - 1 cabinet with tambour doors
- **How supplied**
 - Assembled



1200 x 1292 mm



1200 x 712 mm

W	H	D	No. of shelves	FH	Order no. (D 430)	Order no. (D 650)	UP
1200	712	430	1	2	00.321.472.x	00.321.672.x	1 unit
1200	1292	430	2	3	00.321.473.x	00.321.673.x	1 unit

Dimensions in mm: W= Width
H = Height
D = Depth
OU = Office unit (50 mm)
FH = Folder height, min. 325 mm / 12,8"
Replace „x“ with the number of your color choice

LH = Left hinged
RH = Right hinged

Dw = Drawers
DU = Drawer unit

1 DU = 32 mm = 1¼"

Wall-standing cabinet with drawers

2-3-4-5-7-9 drawers

- Completely bonded and doweled corpus made of melamin resin coated chipboards according to EN 14332
- All-around, pre-assembled pedestal with metal levelling feet to compensate surface irregularities
- Slotted, bonded back panel, 13 mm thick, as decorative rear
- Edges 2 mm ABS, rounded
- Drawer cabinet version (1 SE = 32mm)
- Slides:
 - Soft Close full pull telescopic slides
 - Load rating 650 N
- Drawer inside dimensions: 326 mm deep
- Drawer usable width = width of the cabinet: minus 110 mm
- Drawers made from powder-coated sheet steel, height 91 mm, black on telescopic full pull-out slides
- Trims with segment bow metal handle
- Numerous customer-specific variants of variable trim heights
- Top trim with cylinder lock with exchangeable cylinder
- Reciprocal pull-out locking mechanism still protection due to integrated counterweight

• Colour

Final digit of order number .1:

- Fully light grey

Final digit of order number .5:

- Body RAL 7021 black grey
- Beech décor front
- Segment bow handle, matt nickel plated

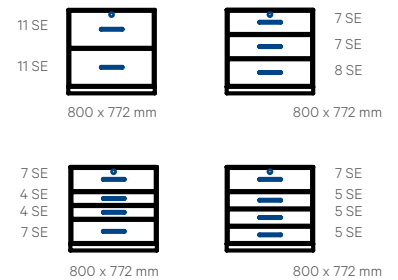
• Supply schedule

- 1 wall-standing cabinet with drawers

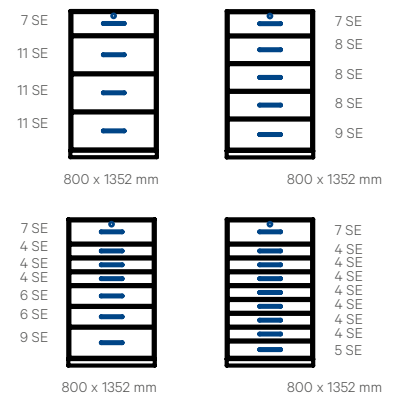
• How supplied

- Assembled

22 SE



40 SE



W	H	Dw	Dw Drawers (1 DU = 32 mm)	Order no.(D 430)	Order no.(D 650)	UP
800	772	2	11DU Top drawer / 1 x 11DU	00.321.474.x	00.321.674.x	1 unit
800	772	3	7 DU Top drawer / 1 x 7 DU / 1 x 8 DU	00.321.475.x	00.321.675.x	1 unit
800	772	4	7 DU Top drawer / 2 x 4 DU / 1 x 7 DU	00.321.476.x	00.321.676.x	1 unit
800	772	4	7 DU Top drawer / 3 x 5 DU	00.321.477.x	00.321.677.x	1 unit
800	1352	4	7 DU Top drawer / 3 x 11 DU	00.321.478.x	00.321.678.x	1 unit
800	1352	5	7 DU Top drawer / 3 x 8 DU / 1 x 9 DU	00.321.479.x	00.321.679.x	1 unit
800	1352	7	7 DU Top drawer / 3 x 4 DU / 2 x 6 DU / 1 x 9 DU	00.321.480.x	00.321.680.x	1 unit
800	1352	9	7 DU Top drawer / 7 x 4 DU / 1 x 5 DU	00.321.481.x	00.321.681.x	1 unit
1000	772	2	11 DU Top drawer / 1 x 11 DU	00.321.482.x	00.321.682.x	1 unit
1000	772	3	7 DU Top drawer / 1 x 7 DU / 1 x 8 DU	00.321.483.x	00.321.683.x	1 unit
1000	772	4	7 SDU Top drawer / 2 x 4 DU / 1 x 7 DU	00.321.484.x	00.321.684.x	1 unit
1000	772	4	7 DU Top drawer / 3 x 5 DU	00.321.485.x	00.321.685.x	1 unit
1000	1352	4	7 DU Top drawer / 3 x 11 DU	00.321.486.x	00.321.686.x	1 unit
1000	1352	5	7 DU Top drawer / 3 x 8 DU / 1 x 9 DU	00.321.487.x	00.321.687.x	1 unit
1000	1352	7	7 DU Top drawer / 3 x 4 DU / 2 x 6 DU / 1 x 9 DU	00.321.488.x	00.321.688.x	1 unit
1000	1352	9	7 DU Top drawer / 7 x 4 DU / 1 x 5 DU	00.321.489.x	00.321.689.x	1 unit
1200	772	2	11 DU Top drawer / 1 x 11 DU	00.321.490.x	00.321.690.x	1 unit
1200	772	3	7 DU Top drawer / 1 x 7 DU / 1 x 8 DU	00.321.491.x	00.321.691.x	1 unit
1200	772	4	7 DU Top drawer / 2 x 4 DU / 1 x 7 DU	00.321.492.x	00.321.692.x	1 unit
1200	772	4	7 DU Top drawer / 3 x 5 DU	00.321.493.x	00.321.693.x	1 unit
1200	1352	4	7 DU Top drawer / 3 x 11 DU	00.321.494.x	00.321.694.x	1 unit
1200	1352	5	7 DU Top drawer / 3 x 8 DU / 1 x 9 DU	00.321.495.x	00.321.695.x	1 unit
1200	1352	7	7 DU Top drawer / 3 x 4 DU / 2 x 6 DU / 1 x 9 DU	00.321.496.x	00.321.696.x	1 unit
1200	1352	9	7 DU Top drawer / 7 x 4 DU / 1 x 5 DU	00.321.497.x	00.321.697.x	1 unit

Suspension frame cabinet

2 / 3 drawers

- Completely bonded and doweled corpus made of melamin resin coated chipboards according to EN 14332
- All-around, pre-assembled pedestal with metal levelling feet to compensate surface irregularities
- Slotted, bonded back panel, 13 mm thick, as decorative rear
- Edges 2mm ABS, rounded
- Suspension frame from powder-coated sheet-steel, black, on telescopic slides, load rating 650 N
- With soft-close automatic
- Trims with segment bow metal handle 160 mm
- Top trim with cylinder lock with exchangeable cylinder
- Reciprocal pull-out locking mechanism tilt protection due to integrated counterweight

- **Colour**
 - **Final digit of order number .1:**
 - Fully light grey
 - **Final digit of order number .5:**
 - Body RAL 7021 black grey
 - Beech décor front
 - Segment bow handle, matt nickel plated
- **How supplied**
 - Assembled



800 x 1352 mm



800 x 772 mm


W	H	No. of drawers	Order no. (D 430)	Order no. (D 650)	UP
800	772	2	00.321.498.x	00.321.698.x	1 unit
800	1352	3	00.321.499.x	00.321.699.x	1 unit

Safe-deposit cabinet

with 8 compartments

- Completely bonded and doweled corpus made of melamin resin coated chipboards according to EN 14332
- All-around, pre-assembled pedestal with metal levelling feet to compensate surface irregularities
- Slotted, bonded back panel, 13 mm thick, as decorative rear
- 8 doors (4 left hinged, 4 right hinged)
- Doors with metal strap hinge with softclose-automatic, opening angle 110°
- Flush lock with changeable locking cylinder
- Edges 2 mm ABS, rounded
- Middle support wall panel and fixed installed shelves (Chipboard shelf volume-conductive in ESD version)

- **Colour**
 - **Final digit of order number .1:**
 - Fully light grey
 - **Final digit of order number .5:**
 - Body RAL 7021 black grey
 - Beech décor front
- **Supply schedule**
 - 1 Safe-deposit cabinet with individually locking doors.
- **How supplied**
 - Assembled



1200 x 2064 mm

W	H	D	Order-no.	UP
1200	2064	430	00.321.500.x	1 unit

Dimensions in mm: W= Width
H = Height
D = Depth
OU = Office unit (50 mm)
FH = Folder height, min. 325 mm / 12,8"
Replace „x“ with the number of your color choice

LH = Left hinged
RH = Right hinged
Dw = Drawers
DU = Drawer unit
1 DU = 32 mm = 1¼"

CONTRACT FURNITURE



OFFICE PEDESTALS

257 to 262



Knürr Office Pedestals


Premium in every Detail



*Electrostatic discharge

CONFIGURE TO YOUR NEEDS

- Useful addition to the control room consoles
- Safe storage of business and private documents and items
- Creates order at each workstation
- Made to your demand
- Soft close drawers



- Robust
- Easy to clean

- Scratch resistant
- ABS edge veneers all around

- Drawers with dividers
- Segment bow handles, matt nickel plated

Office pedestal

Technical data

- Wooden bonded main units
 - Drawer fronts with bow segment handle 160mm
 - Double-wheel casters diameter 37mm, mounted with steel plate
 - 1/2/3 OU partial extension, 6 OU full extension
 - Container 1/3/6 with hanging file-folder frame and counter weight
 - Bonded main unit
 - All telescopic slides enclosed
 - Drawer catch
 - Central locking system with exchangeable cylinder
 - One folding key, one regular key
- **Height units**
 - 1 OU (50 mm) Storage drawer
 - 2 OU (100 mm) Drawer half pull
 - 3 OU (150 mm) Drawer full pull
 - 6 OU (300 mm) Drawer full pull
 - **Drawer unit model:**
 - each storage drawer (1 OU) plus;
 - 3x150 mm (3x3 OU) or,
 - 1x150 mm, 1x300 mm (3 OU+6 OU) or,
 - 2x100 mm, 1x150 mm (2x2 OU+3 OU)
 - At 300 mm with suspension frame
 - **Load rating**
 - 400 N per twin swivel castor
 - **Material / finish**
 - Main unit and top cover: Three-layer particle board, FP/Y E1 version, directly coated, fire protection class B2
 - Drawer tray: Sheet steel in black
 - **Technical data**
 - Drawer front from laminated particle board
- Segment bow handle: Cast metal
 - ESD version (color .7)
 - Standard version (color .1, .5, .8 and .9)
 - **ESD version**
 - Main unit and top cover, conductive
 - Drawer trims in wood version, three-layer particle board FP/Y E1 version Directly coated, fire protection class B2
 - Requirements in acc. with EN 61340 and EN 438
 - **Trials/tests in acc. with** IEC 61340-5-1, EN 438 T1 + T2
 - **Colour combination**
 - **Final digit of order number .1:**
 - Main unit, top cover and drawer front: RAL 7035 light grey
 - Segment bow handle: Matt nickel plated
 - **Final digit of order number .5:**
 - Main unit and top cover: RAL 7021 black-grey
 - Drawer front: beech décor
 - Segment bow handle: Matt nickel plated
 - **Final digit of order number .7 / ESD-Version:**
 - Main unit, top cover and drawer front: RAL 7035 light grey
 - Segment bow handle: Matt nickel plated
 - **Final digit of order number .8:**
 - Main unit and top cover: RAL 7021 black-grey
 - Drawer front: RAL 7012 basalt grey
 - Segment bow handle: Matt nickel plated
 - **Final digit of order number .9:**
 - Main unit, top cover and drawer front: RAL 7021 black-grey
 - Segment bow handle: Matt nickel plated
 - **Final digit of order number .B:**
 - Body and cover plate : RAL 9006 White aluminum
 - Front panels: Nelson Oak
 - Segmented bow handles: matt nickel plated

Final digit of order number .C:

- Body and cover plate : RAL 9006 White aluminum
- Front panels: Pine Black
- Segmented bow handles: matt nickel plated

Final digit of order number .E:

- Body and cover plate : RAL 9006 White aluminum
- Front panels: Beech wood design
- Segmented bow handles: matt nickel plated

Final digit of order number .F:

- Body and cover plate : RAL 9006 White aluminum
- Front panels: Maple wood design
- Segmented bow handles: matt nickel plated

Final digit of order number .H:

- Body and cover plate : RAL 9006 White aluminum
- Front panels: RAL 9006 White aluminum
- Segmented bow handles: matt nickel plated

Standards

- Main unit and top cover: DIN 68765
- EN 438 for high pressure laminate

On request:

- Containers with different locks and master key
- Other handles and surfaces available

Supply schedule

- 1 mobile office pedestal



8 OU mobile office pedestal in version .9



9 OU mobile office pedestal in version .H

W	H	D	Model	Order-no.	UP
435	516	500	1/2/2x3 OU Nelson Oak	00.321.560.B	1 unit
435	516	500	1/2/2x3 OU Pine Black	00.321.560.C	1 unit
435	516	500	1/2/2x3 OU Beech	00.321.560.E	1 unit
435	516	500	1/2/2x3 OU Maple	00.321.560.F	1 unit
435	516	500	1/2/2x3 OU RAL9006 White aluminum	00.321.560.H	1 unit
435	566	600	1/3x3 OU	00.321.550.x	1 unit
435	566	600	1/3/6 OU	00.321.551.x	1 unit
435	566	600	1/2x2/3 OU	00.321.554.x	1 unit
435	566	800	1/3x3 OU	00.321.552.x	1 unit
435	566	800	1/3/6 OU	00.321.553.x	1 unit


Stop bracket for mobile drawer unit (only for Knürr Ergocon®) 04.501.001.7 1 unit

Dimensions in mm: W= Width
H = Height
D = Depth
OU = Office unit (50 mm)
FH = Folder height, min. 325 mm / 12,8"

Replace „x“ with the number of your color choice

Inclined Tray Set

- For clear and transparent storage of forms and papers in drawers
 - With depth 600, up to 5 sections
 - With depth 800, up to 7 sections
- **Material**
 - Plastic
 - **Colour**
 - Black, not ESD
 - **Supply schedule**
 - 1 Tray section

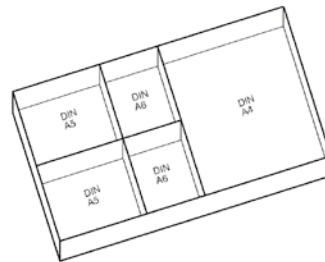


MOB00219

Order-no.	UP
00.320.539.9	1 unit

Subdivider for Drawers

- **Material**
 - Plastic
- **Finish**
 - Black
- **Note**
 - Subdivisions DIN A 5/DIN A 6 only in conjunction with DIN A 4 divider
- **Supply schedule**
 - 1 unit



ELI00270


DAC00006

Model	ESD	Order-no.	UP
DIN A 4		00.320.538.9	1 unit
DIN A 5		00.320.537.9	1 unit
DIN A 6		00.320.536.9	1 unit
DIN A 4	•	00.320.538.7	1 unit
DIN A 5	•	00.320.537.7	1 unit
DIN A 6	•	00.320.536.7	1 unit



1/3/6 OU mobile office pedestal in version .1

1/3x3 OU mobile office pedestal in version .1



OFFICE PEDESTALS



MISCELLANEOUS ACCESSORIES

263 to 268



Specific requirements?
Contact us for your individual solutions!

Knürr-Dicon for desk mount

- Suitable for integration into Knürr table mounting frames
- Customizable power and data supply unit
- Available in three country versions (DE-Germany, F-France, CH-Switzerland)

- Two different widths (as 4x and 6x unit)
- Flexible equipping of data module elements using keystone mounts

Technical data same as above!

Model	Input values		Input plug	Outputs			Part No.
	Voltage	Current		DE Schuko	F UTE	CH Type 13	
4x	230 V	16 A	GST-18	2			03.300.022.8
4x	230 V	16 A	GST-18		2		03.400.022.8
4x	230 V	16 A	GST-18			1	03.701.012.8
4x	230 V	16 A	GST-18			2	03.701.021.8
6x	230 V	16 A	GST-18	3			03.300.033.8
6x	230 V	16 A	GST-18	4			03.300.042.8
6x	230 V	16 A	GST-18		3		03.400.033.8
6x	230 V	16 A	GST-18		4		03.400.042.8
6x	230 V	16 A	GST-18			2	03.701.023.8
6x	230 V	16 A	GST-18			3	03.701.032.8

Version	W	D	Part No.	PU
4x table mounting frames	285	160	04.501.050.8	1 pc
6x table mounting frames	385	160	04.501.051.8	1 pc



6x unit Schuko

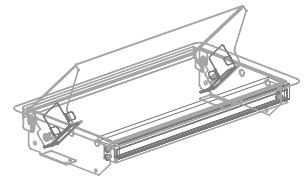


Table mounting frames




Table mounting frames

Knürr-Dicon mounting plates and Keystone modules

Mounting plate simple	03.322.054.8
Mounting plate 1x Keystone	03.322.055.8
Mounting plate 2x Keystone	03.322.056.8
Mounting plate 1x VGA	03.322.057.8
Keystone module USB 3.0	03.322.058.1
Keystone module RJ45 Cat.6A	03.322.059.1
Keystone module HDMI	03.322.060.1
Keystone module AUDIO 3.5 mm 4-pin stereo	03.322.061.1
Keystone module VGA	03.322.062.1

Version: Socket – socket for all modules



Mounting plate simple

Mounting plate 1x Keystone

Mounting plate 2x Keystone

Mounting plate 1x VGA

	USB 3.0	RJ 45	HDMI	Audio	VGA
Mounting plate 1x Keystone	1x	1x	1x	1x	-
Mounting plate 2x Keystone	2x	2x	2x	2x	-
Mounting plate 1x VGA	-	-	-	-	1x

Supply cable for Knürr-DICON unit

- Network plug CEE/VII - GST 18 socket (Wieland)
- Line H05VV-F3G 1.5 mm²
- Color
 - White

L	Part No.	PU
2.0 m	04.000.040.0	1 pc
5.0 m	04.000.041.0	1 pc



DOS00467

Keyboard Drawer

- Creates space on your worktop
- Legroom is always granted
- Keyboard drawer latches in closed and extended position
- Easy retrofit
- **Material / Surface**
 - Sheet steel, powder-coated
- **Color**
 - RAL7035 Light grey
- **Dimensions**
 - Width: 536 mm
 - Height: 56 mm
 - Depth: 276 mm
- **Max. usable dimensions**
 - Width: 500 mm
 - Height: 45 mm
 - Depth: 218 mm
- **Supply schedule**
 - 1 Keyboard drawer
 - Mounting material
- **How supplied**
 - pre-assembled



DAA20078

Type	Order no.	UP
Keyboard drawer	00.705.550.1	1 unit

Dimensions in mm: W = width
 H = height
 D = depth
 h = installation height
 t = usable depth
 L = length


RU = Number of standard height units. 1 RU = 44.45 mm
 19" = 482.6 mm,
 (suited to 19" installation acc. to DIN 41494)
 PU = package unit
 kg = weight

Conversion: 1 inch = 25.4 mm
 1 pound = 453.6 g

Replace 'x' with the last digit of your color choice

Knürr Console Pods

Configured to meet individual demands



ACC20035

Knürr Console Pods

- **Console pod for modular front panels**

- Front panel modules from aluminum for installation of emergency switches, lamps, key-switches, display devices, telecom devices, microphones etc. Console pods are freely positionable on work surface and will be screw-fixed. Clamping rail system for front panels. Front panel height 305mm. Rear with brush strip for cable entry.

- **Material/Finish**

- Corpus: Three-layer particle board version FP/Y E1, fire-protection class B2, directly coated in worktop design
- Modular front panel, 19" frame insert: Aluminum, powder-coated.

- **Upon request**

- Front panel milled
- Additional finishes

- **Console pod for 19" front panels**

- Console pod with inclined top, screw-fit to work surface. Front panels fixed in 19" insert frame. Front panel height 3,5,6 or 8 HU (please order front panel separately). Rear with brush strip for cable entry.



Console pod for modular front panels

ACC20036



Console pod for modular front panels

ACC20037



Tilt adjustment for built-in monitors

ACC20039



Tailor-made display integration

ACC20040



Console pod for 19" front panels

ACC20038



ACC20041

Situation Desk / Meeting Desk as Operations Center during large-scale circumstances

- Individually electro-mechanically extendable monitor units, also with integrated keyboard drawers
- Built-in technical pedestal of high storage volume, with lockable doors for best access
- Cabling system, completely pre-installed for a safe power distribution
- With configurable socket modules
- Design tailored to the operations center consoles
- Scalable to individual projects
- Fully prepared and operational workstation



Extended unit with monitor holder and keyboard drawer

ACC20046

ACC20047

Personal Storage Drawer System for 24/7 Workstations

Full-extension drawer for personal storage tray during shift work

- Robust metal tray and drawer
- Drawer with integrated front handle
- During shift tray is stored in personal storage drawer and after work in the compartment cabinet



ACC20031

Cabinet With Personal Storage Compartments for 24/7 Workstations

Valuable locker cabinet to secure personal storage trays after working hours

- Configurable and extendible for individual number of employees and tray size
- Available with individually lockable compartments or pigeon holes
- Finishes available from our extensive lines of office storage furniture



ACC20032

Nano Cleaning Sponge

- Specific cleaning sponge made from melamine-resin foam for gentle yet effective Nano-surface cleaning
- To remove stains on bright Nano-surfaces rub with dry or moist sponge, applying gentle pressure
- Removes almost all types of stains
- **Supply schedule**
 - Set of 12 pieces
- **Note**
 - Sponges are unfit for human consumption. Abrasion dust: vacuum or clean with moist cloth. Test on unobtrusive position prior to use.



ACC20030

Type	Model	Order-no.	UP
Cleaning Sponge	White for Nano surfaces	01.350.570.9	1 set

POWER DISTRIBUTION AND SOCKET STRIPS

269 to 290



POWER DISTRIBUTION

Knürr DI-STRIP®

Classic	272
Compact	273
Protector FI	274
Protector LS	275
Protector FI / LS	276
Protector Emergency	277
Stop	
Protector Emergency	278
Stop FI / LS	
Power Cleaner	279
Safety Basic	280
Safety Standard	281
Master-Slave	282
Combi	283
D	284
I	285
Euro socket system	
IEC 320	286
Power Distribution	287
Accessories	

DI-STRIP® – Socket Strips for Professional Applications

Robust PDUs with useful equipment features

The DI-STRIP product family meets a broad range of data center power distribution requirements for control centers, IT applications, computer networking, laboratories and office area.

Specially configured for the growing number of electronic components in control center consoles or 19" cabinets. Available with different accessories, such as circuit breakers, overvoltage protection, mains filter, master-slave function, emergency stop switch, fault-current circuit-breaker, local and remote power metering.

Highest possible security and availability with:


- Closed sheet-steel extrusions that deliver high stability and torsional flexibility
- Extensive certification compliant with the international Standard
- Double spring contacts for reliable and low contact resistance
- Optimal load monitoring (Only DI-STRIP versions D and I)

Maximum flexibility attained due to:

- Internationally compatible configurations and options
- Power cable lengths of 2.5 m for more spatial flexibility
- Rotating current indicator in 90° steps (only D and I DI-STRIP versions).



Reliable power distribution at full power delivered by full-length brass busbars



Can be fitted to a rack or workstation



Highly compact construction; minimizes space requirements in the rack




Cable Management for professional applications can be found in our brochure "19"-Solutions"



INPUT POWER

- Single-phase (1ph) or three-phase (3ph)
- Up to 22 kVA
- Simple input supply



LOCAL MONITORING

- Fixed display



OUTPUT DISTRIBUTOR

- NEMA 5-20R single-phase, IEC C13 and C19, combination systems
- Schuko, France, Switzerland



REMOTE MONITORING

- Secure Web and SNMP interfaces with Liebert Nform



MODULARITY

- More connectivity with expansion unit for GST18



OVERLOAD PROTECTION

- Circuit breakers/fuses per branching cable/output as required

DI-STRIP models	Functions	Input power	Outputs
Classic	Basic power distribution/extra large distance between the sockets	1 x 16 A 3.68 kVA	Schuko, France, Switzerland
Compact	Basic power distribution	16 A - 32 A / 1 ph 3.68 kVA - 7 kVA	Schuko, France, Switzerland
Protector FI	Fault-current circuit-breaker FI	1 x 16 A 3.68 kVA	Schuko, France, Switzerland
Protector LS	Circuit breaker (LS) FI	1 x 16 A 3.68 kVA	Schuko, France, Switzerland
Protector FI/LS	Combination FI + LS	1 x 16 A 3.68 kVA	Schuko, France, Switzerland
Protector Emergency Stop	Emergency stop switch	1 x 16 A 3.68 kVA	Schuko, France, Switzerland
Protector Emergency Stop FI/LS	Combination emergency stop + FI + LS	1 x 16 A 3.68 kVA	Schuko, France, Switzerland
Power Cleaner	Mains filter	1 x 16 A 3.68 kVA	Schuko, France
Safety Basic	Overvoltage protection	1 x 16 A 3.68 kVA	Schuko, France, Switzerland
Safety Standard	Mains filter + overvoltage protection	1 x 16 A 3.68 kVA	Schuko, France, Switzerland
Master Slave	Master Slave	1 x 16 A 3.68 kVA	Schuko, France
Combi	Combination Master Slave + overvoltage protection + mains filter	1 x 16 A 3.68 kVA	Schuko, France
D	Input measurement, local	16 A - 32 A / 1 ph and 3 ph 3.68 kVA - 22 kVA	IEC60320 C13 & C19 & Schuko
I	Input measurement, local + remote	16 A - 32 A / 1 ph and 3 ph 3.68 kVA - 22 kVA	IEC60320 C13 & C19 & Schuko
Euro socket system IEC 320	Basic power distribution	16 A - 32 A / 1 ph 3.68 kVA - 7 kVA	IEC60320 C13 & C19

Knürr DI-STRIP® Classic



DOS00403

- Optionally with illuminated switch; 2-pole switching
 - Socket rotation: 45°
 - Feed cable: H05VV-F 3G 1.5 mm²
 - Optionally with Euro plug, IEC320 for UPS application
- **Material / Finish**
 - Housing: closed sheet steel extrusion, zinc-passivated, powder-coated texture
 - Plastic parts: Vampamid 6 0024 VO (UL94)
 - Internal conductor: full-length busbars, brass
 - **Dimensions**
 - Distance between sockets: 100 mm
 - Height: 45.5 mm
 - Width of housing: 44.4 mm (= 1 U)
 - Feed cable: 2.5 m
 - **Approvals/certificates**
 - CE label in accordance with:
 - Low Voltage Directive 2014/35/EU
 - EMC Directive 2014/30/EU
 - RoHS Directive 2011/65/EG
 - Bureau-Veritas BG – Certificate (Factory Inspection)
 - Bureau-Veritas CB – Certificate
 - VDE-GS – Certificate
 - **Color**
 - **Final digit of order number .1:**
 - RAL 7035, light-grey
 - **Final digit of order number .6:**
 - housing RAL 2003 pastel orange
 - **Plastic parts:**
 - RAL 7035, light-grey
 - **Load rating**
 - 100-240 V AC/16 A (output Schuko and UTE)
 - 100-240 V AC/10A (outputs Switzerland)
 - **Supply schedule**
 - 1 x socket strip
 - 2 x mounting brackets

DI-STRIP model	Input Values		Input Connector	Outputs				L	S	F1	F2	19"	Safe	Order no.
	Voltage	Current		INT. C13	INT. C19	D Schuko	F UTE							
	230V	16 A	Schuko CEE7/7			17		1783	•					03.300.067.X
	230V	16 A	Schuko CEE7/7			13		1383	•					03.300.063.X
	230V	16 A	Schuko CEE7/7			9		983	•					03.300.059.X
	230V	16 A	Schuko CEE7/7			5		583	•					03.300.055.X
	230V	16 A	Schuko CEE7/7			16		1733	•	•				03.302.066.X
	230V	16 A	Schuko CEE7/7			12		1333	•	•				03.302.062.X
	230V	16 A	Schuko CEE7/7			8		933	•	•				03.302.058.X
	230V	16 A	Schuko CEE7/7			4		533	•	•				03.302.054.X
	230V	16 A	Schuko CEE7/7				13	1383	•			•		03.400.063.X
	230V	16 A	Schuko CEE7/7				9	983	•			•		03.400.059.X
	230V	16 A	Schuko CEE7/7				5	583	•			•		03.400.055.X
	230V	16 A	Schuko CEE7/7				8	933	•	•		•		03.402.058.X
	230V	10 A	SEV 1011 T12				13	1383	•					03.701.063.1
	230V	10 A	SEV 1011 T12				9	983	•					03.701.059.1
	230V	10 A	SEV 1011 T12				5	583	•					03.701.055.1
	230V	10 A	SEV 1011 T12				16	1733	•	•				03.703.066.1
	230V	10 A	SEV 1011 T12				8	933	•	•				03.703.058.1

Outputs

C13	= IEC60320 C13	Type 13	= Switzerland, type 13	F2	= Design side panel (for installing at workstation)
C19	= IEC60320 C19	L	= Length in mm	19"	= Suitable for 19" installation
Schuko	= Protective contact plug DIN 49440	S	= Switch	safe	= Protected contacts
UTE	= France Standard CEE 7-V	F1	= Standard side pane (for rack mounting)		

Knürr DI-STRIP[®] Compact

- Optionally with illuminated switch; 2-pole switching
 - 19" installation option (for length 483 mm)
 - 2 versions: standard side panel or design side panel
 - Socket rotation: 45°
 - Feed cable: H05VV-F 3G 1.5 mm²
 - Molded right angle plug
 - Optionally with Euro plug, IEC320 for UPS applications
- **Material / Finish**
 - Housing: closed sheet steel extrusion, zinc-passivated, powder-coated texture
 - Plastic parts: Vampamid 6 0024 VO (UL94), recyclable
 - Internal conductor: full-length busbars, brass
 - **Dimensions**
 - Distance between sockets: 50 mm
 - Height: 45.5 mm
 - Width of housing: 44.4 mm (= 1 U)
 - Feed cable: 2.5 m
 - **Approvals/certificates**
 - CE label in accordance with:
 - Low Voltage Directive 2014/35/EU
 - EMC Directive 2014/30/EU
 - RoHS Directive 2011/65/EG
 - Bureau-Veritas BG – Certificate (Factory Inspection)
 - Bureau-Veritas CB – Certificate
 - VDE-GS – Certificate
 - **Color combination**
 - Final digit of order number .1:**
 - RAL 7035, light-grey
 - Final digit of order number .6:**
 - housing RAL 2003 pastel orange
 - Plastic parts:**
 - RAL 7035, light-grey
 - **Load rating**
 - 100-240 V AC/16 A (output Schuko and UTE)
 - 100-240 V AC/10 A (outputs Switzerland)
 - **Supply schedule**
 - 1 x socket strip
 - 2 x mounting brackets



with switch.

DO500401

DI-STRIP model	Input Values		Input Connector	Outputs				L	S	F1	F2	19"	Safe	Order no.
	Voltage	Current		INT. C13	INT. C19	D Schuko	F UTE							
	230V	16 A	Schuko CEE7/7			15		883	•					03.300.015.X
	230V	16 A	Schuko CEE7/7			11		732			•			03.300.111.X
	230V	16 A	Schuko CEE7/7			11		683	•					03.300.011.X
	230V	16 A	Schuko CEE7/7			7		532			•			03.300.107.X
	230V	16 A	Schuko CEE7/7			7		483	•			•		03.300.007.X
	230V	16 A	Schuko CEE7/7			8		483	•			•		03.300.008.1
	230V	16 A	Schuko CEE7/7			4		382			•			03.300.104.X
	230V	16 A	Schuko CEE7/7			4		333	•					03.300.004.X
	230V	16 A	Schuko CEE7/7			14		883	•	•				03.302.014.X
	230V	16 A	Schuko CEE7/7			10		732	•		•			03.302.110.X
	230V	16 A	Schuko CEE7/7			10		683	•	•				03.302.010.X
	230V	16 A	Schuko CEE7/7			6		532	•		•		•	03.303.106.X
	230V	16 A	Schuko CEE7/7			6		532	•		•			03.302.106.X
	230V	16 A	Schuko CEE7/7			6		483	•	•		•		03.302.006.X
	230V	16 A	Schuko CEE7/7			7		483	•	•		•		03.302.007.1
	230V	16 A	Schuko CEE7/7			3		382	•		•			03.302.103.X
	230V	16 A	Schuko CEE7/7			3		333	•	•				03.302.003.X
UPS application	230V	10 A	IEC60320 Sheet I			8		483	•		•			03.300.308.1
	230V	16 A	IEC60320 C20			8		483	•		•			03.300.408.1
	230V	16 A	GST18			6		583	•	•				03.302.206.1
	230V	16 A	GST18			3		433	•	•				03.302.203.1
	230V	16 A	GST18			7		533	•					03.300.207.1
	230V	16 A	GST18			4		383	•					03.300.204.1
	230V	16 A	Schuko CEE7/7				11	683	•				•	03.400.011.X
	230V	16 A	Schuko CEE7/7				7	532			•		•	03.400.107.X
	230V	16 A	Schuko CEE7/7				7	483	•			•	•	03.400.007.X
	230V	16 A	Schuko CEE7/7				4	333	•				•	03.400.004.X

DI-STRIP model	Input Values		Input Connector	Outputs				L	S	F1	F2	19"	Safe	Order no.
	Voltage	Current		INT. C13	INT. C19	D Schuko	F UTE							
Compact														
	230V	16 A	Schuko CEE7/7				10	683	•	•		•		03.402.010.X
	230V	16 A	Schuko CEE7/7				6	483	•	•	•	•		03.402.006.X
	230V	16 A	Schuko CEE7/7				3	333	•	•		•		03.402.003.X
	230V	16 A	GST18				7	533		•		•		03.400.207.1
	230V	16 A	GST18				4	383		•		•		03.701.011.1
	230V	10 A	SEV 1011 T12					683		•				03.701.007.1
	230V	10 A	SEV 1011 T12				7	483		•		•		03.701.004.1
	230V	10 A	SEV 1011 T12				4	333		•				03.703.110.1
	230V	10 A	SEV 1011 T12				10	732	•		•			03.703.110.1
	230V	10 A	SEV 1011 T12				6	483	•	•		•		03.703.006.1
	230V	10 A	SEV 1011 T12				3	382	•		•			03.703.103.1
	230V	10 A	SEV 1011 T12				3	333	•	•				03.703.003.1

Knürr DI-STRIP® Protector FI

Protector FI

- Fault-current circuit breaker for user protection
- Protection against indirect contact by disconnection of the circuit when inadmissibly high contact voltage occurs through bodily contact with electrical equipment
- Additional protection against direct contact
- Residual operating current $I_g = 10 \text{ mA}$ for alternating and pulsating direct fault currents
- 19" installation option (for length 483 mm).
- Socket rotation: 45°
- Feed cable: H05VV-F 3G 1.5 mm²
- Molded right angle plug

Material/ Finish

- Housing: closed sheet steel extrusion, zinc-passivated, powder-coated texture
- Plastic parts: Vampamid 6 0024 VO (UL94), recyclable
- Internal conductor: full-length busbars, brass

Dimensions

- Distance between sockets: 50 mm.
- Height: 78 mm
- Width of housing: 44.4 mm (= 1 U)
- Feed cable: 2.5 m

Approvals/certificates

- CE label in accordance with:
 - Low Voltage Directive 2014/35/EU
 - EMC Directive 2014/30/EU
 - RoHS Directive 2011/65/EG
- Bureau-Veritas BG – Certificate (Factory Inspection)
- Bureau-Veritas CB – Certificate

Color combination

- **Final digit of order number .1:**
 - RAL 7035, light-grey
- **Plastic parts:**
 - RAL 7035, light grey

Load rating

- 100–240 V AC/16 A

Supply schedule

- 1 x socket strip
- 2 x mounting brackets



with FI circuit breaker

DOS20065

DI-STRIP model	Input Values		Input Connector	Outputs				L	S	F1	F2	19"	Safe	Order no.
	Voltage	Current		INT. C13	INT. C19	D Schuko	F UTE							
	230V	16 A	Schuko CEE7/7				13	883		•				03.304.013.1
	230V	16 A	Schuko CEE7/7				9	683		•				03.304.009.1
	230V	16 A	Schuko CEE7/7				5	483		•		•		03.304.005.1
	230V	16 A	Schuko CEE7/7				5	483		•		•	•	03.404.005.1

Outputs

C13	= IEC60320 C13	Type 13	= Switzerland, type 13	F2	= Design side panel (for installing at workstation)
C19	= IEC60320 C19	L	= Length in mm	19"	= Suitable for 19" installation
Schuko	= Protective contact plug DIN 49440	S	= Switch	safe	= Protected contacts
UTE	= France Standard CEE 7-V	F1	= Standard side pane (for rack mounting)		

Knürr DI-STRIP[®] Protector LS

Protector LS

- Circuit breaker for overload and short circuit
- Protects cables and lines by switching off rapidly in the event of a short circuit and defined delayed switch-off when overloads occur
- Circuit breaker: 16 A
- Trip characteristics: type B, 2-pole
- 19" installation option (for length 483 mm)
- Socket rotation: 45°
- Feed cable: H05VV-F 3G 1.5 mm²
- Molded right angle plug

Material/ Finish

- Housing: closed sheet steel extrusion, zinc-passivated, powder-coated texture
- Plastic parts: Vampamid 6 0024 VO (UL94), recyclable
- Internal conductor: full-length busbars, brass

Dimensions

- Distance between sockets: 50 mm
- Height: 78 mm
- Width of housing: 44.4 mm (= 1 U)
- Feed cable: 2.5 m

Approvals/certificates

- CE label in accordance with:
 - Low Voltage Directive 2014/35/EU
 - EMC Directive 2014/30/EU
 - RoHS Directive 2011/65/EG
- Bureau-Veritas BG – Certificate (Factory Inspection)
- Bureau-Veritas CB – Certificate
- VDE-GS – Certificate

Color combination

Final digit of order number .1:

- RAL 7035, light-grey
- Plastic parts:**
 - RAL 7035, light grey

Load rating

- 100–240 V AC/16 A

Supply schedule

- 1 x socket strip
- 2 x mounting brackets



with circuit breaker

DOS00692

DI-STRIP model	Input Values		Input Connector	Outputs					L	S	F1	F2	19"	Safe	Order no.
	Voltage	Current		INT. C13	INT. C19	D Schuko	F UTE	CH Type 13							
	230V	16 A	Schuko CEE7/7			13			883						03.308.013.1
	230V	16 A	Schuko CEE7/7			9			683						03.308.009.1
	230V	16 A	Schuko CEE7/7			5			483						03.308.005.1
	230V	16 A	Schuko CEE7/7				5		483						03.408.005.1

Knürr DI-STRIP® Protector FI / LS



DOS00693

• Protector FI / LS

- Fault current switch and circuit breaker.
- Provides a combination of user, overload and short circuit protection
- Residual operating current $I_g = 30 \text{ mA}$ for alternating and pulsating direct fault currents
- Circuit breaker 16 A (Schuko and France) / 10A (Switzerland)
- Trip characteristics, type B, 2-pole
- 19" installation option (for length 483 mm)
- Socket rotation: 45°
- Feed cable: H05VV-F 3G 1.5 mm²
- Molded right angle plug

• Material / Finish

- Housing: closed sheet steel extrusion, zinc-passivated, powder-coated texture
- Plastic parts: Vampamid 6 0024 VO (UL94), recyclable
- Internal conductor: full-length busbars, brass

• Dimensions

- Distance between sockets: 50 mm
- Height: 78 mm
- Width of housing: 44.4 mm (= 1 U)
- Feed cable: 2.5 m

• Approvals/certificates

- CE label in accordance with:
 - Low Voltage Directive 2014/35/EU
 - EMC Directive 2014/30/EU
 - RoHS Directive 2011/65/EG
- Bureau-Veritas BG – Certificate (Factory Inspection)
- Bureau-Veritas CB – Certificate

• Color combination

- **Final digit of order number :1:**
 - RAL 7035, light-grey
- **Plastic parts:**
 - RAL 7035, light-grey

• Load rating

- 100–240 V AC/16 A (Schuko and France)
- 100–240 V AC/10 A (Switzerland)

• Supply schedule

- 1 x socket strip
- 2 x mounting brackets

DI-STRIP model	Input Values		Input Connector	Outputs				L	S	F1	F2	19"	Safe	Order no.
	Voltage	Current		INT. C13	INT. C19	D Schuko	F UTE							
	230V	16 A	Schuko CEE7/7			13		883		•				03.310.013.1
	230V	16 A	Schuko CEE7/7			9		683		•				03.310.009.1
	230V	16 A	Schuko CEE7/7			5		483		•	•			03.310.005.1
	230V	16 A	Schuko CEE7/7				9	683		•		•		03.410.009.1
	230V	16 A	Schuko CEE7/7				5	483		•	•	•		03.410.005.1
	230V	10 A	SEV 1011 T12				5	483		•	•			03.711.005.1

Outputs

C13	= IEC60320 C13	Type 13	= Switzerland, type 13	F2	= Design side panel (for installing at workstation)
C19	= IEC60320 C19	L	= Length in mm	19"	= Suitable for 19" installation
Schuko	= Protective contact plug DIN 49440	S	= Switch	safe	= Protected contacts
UTE	= France Standard CEE 7-V	F1	= Standard side pane (for rack mounting)		

Knürr DI-STRIP[®] Protector Emergency Stop

- With 2-pole emergency stop switch for user protection
 - For manually disconnecting consumers in an emergency
 - Phase and neutral conductors are separated safely
 - Switch must be intentionally unlocked to restart
 - 19" installation option (for length 483 mm).
 - Socket rotation: 45°
 - Feed cable: H05VV-F 3G 1.5 mm²
 - Molded right angle plug
- **Material / Finish**
 - Housing: closed sheet steel extrusion, zinc-passivated, powder-coated texture
 - Plastic parts: Vampamid 6 0024 VO (UL94), recyclable
 - Internal conductor: full-length busbars, brass
 - **Dimensions**
 - Distance between sockets: Classic: 100 mm, Compact: 50 mm
 - Height: 101 mm
 - Width of housing: 44.4 mm (= 1 U)
 - Feed cable: 2.5 m

- **Approvals/certificates**
 - CE label in accordance with:
 - Low Voltage Directive 2014/35/EU
 - EMC Directive 2014/30/EU
 - RoHS Directive 2011/65/EG
 - Bureau-Veritas BG – Certificate (Factory Inspection)
 - Bureau-Veritas CB – Certificate
- **Color combinations**
 - **Final digit of order number .1:**
 - RAL 7035, light grey
 - **Plastic parts:**
 - RAL 7035, light grey
- **Load rating**
 - 100–240 V AC/16 A
- **Supply schedule**
 - 1 x socket strip
 - 2 x mounting brackets



DOS20059

DI-STRIP model	Input Values		Input Connector	Outputs				L	S	F1	F2	19"	Safe	Order no.
	Voltage	Current		INT. C13	INT. C19	D Schuko	F UTE							
Compact														
	230V	16 A	Schuko CEE7/7		6			483						03.326.006.1
	230V	16 A	Schuko CEE7/7				10	683						03.426.010.1

Knürr DI-STRIP® Protector Emergency Stop FI /LS



DOS00456

- With 2-pole emergency stop switch for user protection
 - For protecting operating personnel
 - For manually disconnecting consumers in an emergency
 - Phase and neutral conductors are separated safely
 - Switch must be intentionally unlocked to restart
 - Socket rotation: 45°
 - Feed cable: H05VV-F 3G 1.5 mm²
 - Molded right angle plug
- **Material/ Finish**
 - Housing: closed sheet steel extrusion, zinc-passivated, powder-coated texture
 - plastic parts: Vampamid 6 0024 VO (UL94), recyclable
 - Internal conductor: full-length busbars, brass
 - **Dimensions**
 - Distance between sockets: Compact: 50 mm
 - Height: 101 mm
 - Width of housing: 44.4 mm (= 1 U)
 - Feed cable: 2,5 m
 - **Approvals/certificates**
 - CE label in accordance with:
 - Low Voltage Directive 2014/35/EU
 - EMC Directive 2014/30/EU
 - RoHS Directive 2011/65/EG
 - Bureau-Veritas BG – Certificate (Factory Inspection)
 - Bureau-Veritas CB – Certificate
 - **Color combinations**
 - **Final digit of order number .1:**
 - RAL 7035, light-grey
 - **Plastic parts:**
 - RAL 7035, light-grey
 - **Additionally:**
 - With 2-pole fault-current switch and circuit breaker
 - Provides a combination of user, overload and short circuit protection
 - **Load rating**
 - 100–240 V AC/16 A
 - **Supply schedule**
 - 1 x socket strip
 - 2 x mounting brackets

DI-STRIP model	Input Values		Input Connector	Outputs						L	S	F1	F2	19"	Safe	Order no.
	Voltage	Current		INT. C13	INT. C19	D Schuko	F UTE	CH Type 13	CH Type 23							
	230V	16 A	Schuko CEE7/7		8					683		•				03.328.008.1

Outputs

C13	= IEC60320 C13	Type 13	= Switzerland, type 13	F2	= Design side panel (for installing at workstation)
C19	= IEC60320 C19	L	= Length in mm	19"	= Suitable for 19" installation
Schuko	= Protective contact plug DIN 49440	S	= Switch	safe	= Protected contacts
UTE	= France Standard CEE 7-V	F1	= Standard side pane (for rack mounting)		

Knürr DI-STRIP® Power Cleaner



DOS20061

- High-frequency glitches generally occur in switching processes ranging from 100 kHz to 5 MHz. This high-frequency rate overloads the mains frequency and affects adjacent electronic equipment. The mains filter attenuates this high-frequency rate
 - The attenuation behavior is harmonized with the typical interference spectrum
 - The mains filter works in both directions: where glitches from the equipment to the socket strip are also filtered from the mains
 - 19" installation option (for length 483 mm)
 - Socket rotation: 45°
 - Feed cable: H05VV-F 3G 1.5 mm²
 - Molded right angle plug
- **Material / Finish**
 - Housing: closed sheet steel extrusion, zinc-passivated, powder-coated texture
 - Plastic parts: Vampamid 6 0024 VO (UL94), recyclable
 - Internal conductor: full-length busbars, brass
 - **Dimensions**
 - Distance between sockets: 50 mm
 - Height: 45.5 mm
 - Width of housing: 44.4 mm (= 1 U)
 - Feed cable: 2.5 m
 - **Approvals/certificates**
 - CE label in accordance with:
 - Low Voltage Directive 2014/35/EU
 - EMC Directive 2014/30/EU
 - RoHS Directive 2011/65/EG
 - Bureau-Veritas BG – Certificate (Factory Inspection)
 - Bureau-Veritas CB – Certificate
 - **Color combination**
 - **Final digit of order number .1:**
 - RAL 7035, light-grey
 - **Final digit of order number .6:**
 - housing RAL 2003 pastel orange
 - **Plastic parts:**
 - RAL 7035, light-grey
 - **Technical data**
 - Nominal voltage: max. 250 V AC, 50 Hz
 - Nominal current, max. 16 A
 - Filter compliant with VDE 0565-3 (EN 60939-1)
 - **Supply schedule**
 - 1 x socket strip
 - 2 x mounting brackets
 - 2 x 19" mounting brackets (additionally with 19" installation option)
 - **Note**
 - Use only at mains frequency 50Hz!

DI-STRIP model	Input Values		Input Connector	Outputs						L	S	F1	F2	19"	Safe	Order no.
	Voltage	Current		INT. C13	INT. C19	D Schuko	F UTE	CH Type 13	CH Type 23							
	230V	16 A	Schuko CEE7/7			13				883		•				03.312.013.X
	230V	16 A	Schuko CEE7/7			9				683		•				03.312.009.X
	230V	16 A	Schuko CEE7/7			5				483		•	•			03.312.005.X
	230V	16 A	GST18	6						483		•	•			03.612.206.1

Knürr DI-STRIP® Safety Basic

- For protection against transient overvoltage from the mains, which, for example, are caused by switching machines on and off
 - When critical overvoltages occur, the connection to the mains is cut off
 - Once the protective conductor has been triggered, the green function display light is not illuminated. Thus, the socket strip can no longer be used.*
 - Basic equipment protection is classified as class 3 (category D)
 - For optimal protection, class 1 and 2 (categories B and C) protective equipment must be installed in the building
 - 19" installation option (for length 483 mm)
 - Socket rotation: 45°
 - Feed cable: H05VV-F 3G 1.5 mm²
 - Molded right angle plug
- **Material / Finish**
 - Housing: closed sheet steel extrusion, zinc-passivated, powder-coated texture
 - plastic parts: Vampamid 6 0024 VO (UL94), recyclable
 - Internal conductor: full-length busbars, brass
 - **Dimensions**
 - Distance between sockets: 50 mm
 - Height: 45.5 mm
 - Width of housing: 44.4 mm (= 1 U)
 - Power cable 2.5m

- **Approvals/certificates**
 - CE label in accordance with:
 - Low Voltage Directive 2014/35/EU
 - EMC Directive 2014/30/EU
 - RoHS Directive 2011/65/EG
 - Bureau-Veritas BG – Certificate (Factory Inspection)
 - Bureau-Veritas CB – Certificate
- **Color combination**
 - Final digit of order number .1:**
 - RAL 7035, light-grey
 - Final digit of order number .6:**
 - housing RAL 2003 pastel orange
 - Plastic parts:**
 - RAL 7035, light-grey
- **Technical data**
 - Appliance class: Type 3 as per DIN EN 61643-11
 - Requirement class: category D as per VDE 0675-6
 - Mains voltage: 230 VAC
 - Nominal current, max. 16 A
 - Discharge surge current (8/20 s): 10 kA
 - Reaction time: < 25 ns
 - Safety level (at 100 A varistor peak current): L with respect to N: < 800 V, L / N with respect to PE: < 1500 V
- **Supply schedule**
 - 1 x socket strip
 - 2 x mounting brackets



with overvoltage protection

DOS20068

* Send the socket strip to the manufacturer for the protective conductor to be replaced!

DI-STRIP model	Input Values		Input Connector	Outputs					L	S	F1	F2	19"	Safe	Order no.
	Voltage	Current		INT. C13	INT. C19	D Schuko	F UTE	CH Type 13							
	230V	16 A	Schuko CEE7/7			10				732		•			03.316.110.1
	230V	16 A	Schuko CEE7/7			10				683	•				03.316.010.X
	230V	16 A	Schuko CEE7/7			6				483	•	•			03.316.006.X
	230V	16 A	Schuko CEE7/7			4				383	•				03.316.004.1
	230V	16 A	GST18			4				433	•				03.316.204.1
	230V	16 A	GST18	6						483	•	•			03.616.206.1
	230V	16 A	Schuko CEE7/7				6			483	•	•	•		03.416.006.1

Outputs

C13	= IEC60320 C13	Type 13	= Switzerland, type 13	F2	= Design side panel (for installing at workstation)
C19	= IEC60320 C19	L	= Length in mm	19"	= Suitable for 19" installation
Schuko	= Protective contact plug DIN 49440	S	= Switch	safe	= Protected contacts
UTE	= France Standard CEE 7-V	F1	= Standard side pane (for rack mounting)		

Knürr DI-STRIP® Safety Standard



DOS20069

- Standard safety models consist of a combined overvoltage protection/mains filter element
 - Protects against transient overvoltages from the mains, which, for example, are caused by switching machines on and off
 - When critical overvoltages occur, connection to the mains is cut off
 - Once the protective conductor has been triggered, the green function display light is not illuminated. The socket strip can thus no longer be used.*
 - Basic equipment protection is classified as class 3 (category D)
 - For optimal protection, class 1 and 2 (categories B and C) protective equipment must be installed in the building
 - High-frequency glitches are generally caused by switching processes in an operation from 100 kHz to 5MHz
 - This high-frequency rate overloads the mains frequency and affects adjacent electronic equipment. The mains filter attenuates this high-frequency rate
 - The attenuation behavior is harmonized with the typical interference spectrum
 - 19" installation option (for length 483 mm)
 - Socket rotation: 45°
 - Feed cable: HO5VV-F 3G 1.5 mm²
 - Molded right angle plug
- **Material/ Finish**
 - Housing: closed sheet steel extrusion, zinc-passivated, powder-coated texture
 - Plastic parts: Vampamid 6 0024 VO (UL94), recyclable
 - Internal conductor: full-length busbars, brass
- **Dimensions**
 - Distance between sockets: 50 mm
 - Height: 45.5 mm
 - Width of housing: 44.4 mm (= 1 U)
 - Feed cable: 2.5 m
- **Approvals/certificates**
 - CE label in accordance with:
 - Low Voltage Directive 2014/35/EU
 - EMC Directive 2014/30/EU
 - RoHS Directive 2011/65/EG
 - Bureau-Veritas BG – Certificate (Factory Inspection)
 - Bureau-Veritas CB – Certificate
- **Color combination**
 - **Final digit of order number .1:**
 - RAL 7035, light-grey
 - **Final digit of order number .6:**
 - housing RAL 2003 pastel orange
 - **Plastic parts:**
 - RAL 7035, light-grey
- **Technical data**
 - Mains voltage: 230 VAC
 - Nominal current: max. 16 A / 10 A
 - Discharge surge current (8/20 s): 10 kA
 - Reaction time: < 25 ns
 - Safety level (at 100 A varistor peak current):
 - L with respect to N: < 800 V, L / N with respect to PE: < 1500 V
 - Overvoltage protection
 - Appliance class: Class 3 – as per DIN EN 61643-11
 - Requirement class: Category D as per VDE 0675-6
 - Mains filter: as per VDE 0565 (EN 60939)
- **Supply schedule**
 - 1 x socket strip
 - 2 x mounting brackets

* Send the socket strip to the manufacturer for the safety arrester to be replaced!

DI-STRIP model	Input Values		Input Connector	Outputs				L	S	F1	F2	19"	Safe	Order no.
	Voltage	Current		INT. C13	INT. C19	D Schuko	F UTE							
	230V	16 A	Schuko CEE7/7			13		883	•	•				03.318.013.X
	230V	16 A	Schuko CEE7/7			9		732	•		•			03.318.109.X
	230V	16 A	Schuko CEE7/7			9		683	•	•				03.318.009.X
	230V	16 A	Schuko CEE7/7			5		532	•		•			03.318.105.X
	230V	16 A	Schuko CEE7/7			5		483	•	•		•		03.318.005.X
	230V	16 A	GST18	6				483		•		•		03.618.206.1
	230V	16 A	Schuko CEE7/7				5	483	•	•		•	•	03.418.005.X
	230 V	10 A	SEV 1011 T12				5	483	•	•		•		03.719.005.1

Knürr DI-STRIP® Master-Slave



DOS20070

- Slave plugs will switch on if master switches on
- Note:
 - The master consumer's power intake must always exceed the switch-on threshold. When switching off the master consumer, the power intake must fall below the switch-off threshold.
 - 19" installation option (for length 483 mm)
 - Socket rotation: 45°
 - Feed cable: H05VV-F 3G 1.5 mm²
 - Molded right angle plug
- **Material / Finish**
 - Housing: closed sheet steel extrusion, zinc-passivated, powder-coated texture
 - Plastic parts: Vampamid 6 0024 VO (UL94), recyclable
 - Internal conductor: full-length busbars, brass
- **Dimensions**
 - Distance between sockets: 50 mm
 - Height: 45.5 mm
 - Width of housing: 44.4 mm (= 1 U)
 - Feed cable: 2.5 m
- **Approvals/certificates**
 - CE label in accordance with:
 - Low Voltage Directive 2014/35/EU
 - EMC Directive 2014/30/EU
 - RoHS Directive 2011/65/EG
 - Bureau-Veritas BG – Certificate (Factory Inspection)
 - Bureau-Veritas CB – Certificate
 - VDE GS - Certificate
- **Color combination**
 - **Final digit of order number 1:**
 - RAL 7035, light-grey
 - **Plastic parts:**
 - RAL 7035, light-grey
- **Load rating**
 - Max. 250 V AC/16 A
- **Technical data**
 - Switching-threshold setting range
 - On: 20 - 200 mA (approx. 55 mA on delivery)
 - Off: 16 - 160 mA (approx. 44 mA on delivery)
 - Switching delay: 550 ms, ± 20 %
 - Electronic module: 2-pole switching
- **Supply schedule**
 - 1 x socket strip
 - 2 x mounting brackets

DI-STRIP model	Input Values		Input Connector	Outputs				L	S	F1	F2	19"	Safe	Order no.
	Voltage	Current		INT. C13	INT. C19	D Schuko	F UTE							
	230V	16 A	Schuko CEE7/7			9		683		•				03.314.009.1
	230V	16 A	Schuko CEE7/7			5		483		•	•			03.314.005.1
	230V	16 A	Schuko CEE7/7				5	483		•	•	•		03.414.005.1

Outputs

C13	= IEC60320 C13	Type 13	= Switzerland, type 13	F2	= Design side panel (for installing at workstation)
C19	= IEC60320 C19	L	= Length in mm	19"	= Suitable for 19" installation
Schuko	= Protective contact plug DIN 49440	S	= Switch	safe	= Protected contacts
UTE	= France Standard CEE 7-V	F1	= Standard side pane (for rack mounting)		

Knürr DI-STRIP® Combi

- Master-slave with overvoltage protection and mains filter
 - Automatic consumer switching
 - Combines Master-Slave and Safety Standard functions
 - Socket rotation: 45°
 - Feed cable: H05VV-F 3G 1.5 mm²
 - Molded right angle plug
- **Material / Finish**
 - Housing: closed sheet steel extrusion, zinc-passivated, powder-coated texture
 - Plastic parts: Vampamid 6 0024 VO (UL94), recyclable
 - Internal conductor: full-length busbars, brass
 - **Dimensions**
 - Distance between sockets: 50 mm
 - Height: 45.5 mm
 - Width of housing: 44.4 mm (= 1 U)
 - Feed cable: 2.5 m
 - **Approvals/certificates**
 - CE label in accordance with:
 - Low Voltage Directive 2014/35/EU
 - EMC Directive 2014/30/EU
 - RoHS Directive 2011/65/EG
 - Bureau-Veritas BG – Certificate (Factory Inspection)
 - Bureau-Veritas CB – Certificate

- **Color combination**
 - **Final digit of order number .1:**
 - RAL 7035, light-grey
 - **Plastic parts:**
 - RAL 7035, light-grey
- **Technical data**
 - With overvoltage protection and mains filter
 - Mains voltage: max. 250 VAC
 - Nominal current: 16 A
 - Requirement class: D (protection as per VDE 0675)
 - Surge current resistance (8/20 s wave): Max. 10 kA
 - Protection level (1.5/50 µs wave): < 1500 V (L + N against PE)
 - Master-slave function:
 - Switching-threshold setting range
 - On: 20 - 200 mA (approx. 55 mA on delivery)
 - Off: 16 - 160 mA (approx. 44 mA on delivery)
 - Switching delay: 550 ms ± 20 %
 - Electronic module: 2-pole switching
- **Supply schedule**
 - 1 x socket strip
 - 2 x mounting brackets



with master-slave overvoltage protection and mains filter

DOS00325

DI-STRIP model	Input Values		Input Connector	Outputs						L	S	F1	F2	19"	Safe	Order no.
	Voltage	Current		INT. C13	INT. C19	D Schuko	F UTE	CH Type 13	CH Type 23							
	230V	16 A	Schuko CEE7/7			9				732		•				03.320.009.1
	230V	16 A	Schuko CEE7/7			5				533		•				03.320.005.1

Knürr DI-STRIP® D



DOS80002b

- Metering electrical values per phase
- Metering values are clearly displayed on a LCD display
- LCD display rotation in 90° steps
- Display contrast can be adjusted
- Unbalanced-load warning display with 3-phase model
- Three color LED shows status of PDU
- Automatic reduction of background light
- Metering values: Voltage, phase and neutral current, frequency, real power apparent power, energy, power factor
- Input cable:
 - H05VV -F 5 G 4 mm² (3 x 32 A types)
 - H05VV -F 3 G 4 mm² (1 x 32 A types)
 - H05VV -F 5G 2,5 mm² (3 x 16 A types)
 - H05VV -F 3G 1,5 mm² (1 x 16 A types)
 - Length: 2,5 m (16 A types); 3 m (32 A types)
- **Material/ Finish**
 - Housing: closed sheet steel extrusion, zinc-passivated, powder-coated texture
 - Plastic parts: Vampamid 6 0024 VO (UL94), recyclable
- **Approvals/certificates**
 - CE label in accordance with:
 - Low voltage directive 2014/35/EU
 - EMC-directive 2014/30/EU
 - RoHS-directive 2011/65/EG
 - Bureau-Veritas BG – Certificate (Factory Inspection)
 - Bureau-Veritas CB – Certificate
- **Color**
 - Housing: RAL 7035 light grey
 - lastic parts: RAL 7021 dark-grey
- **Supply schedule**
 - 1 socket strip with LC-Display
 - 2 mounting brackets

DI-STRIP model	Input Values		Input Connector	Outputs				L	S	F1	F2	19"	Safe	Order no.
	Voltage	Current		INT. C13	INT. C19	D Schuko	F UTE							
	230V	16 A	Schuko CEE7/7			6		483						03.306.005.1
	230V	16 A	IEC60309 1ph/N/PE 6h			6		483						03.306.806.1
	230V	16 A	Schuko CEE7/7			14		933						03.306.014.1
	230V	16 A	IEC60309 1ph/N/PE 6h			14		933						03.306.814.1
	230V	16 A	Schuko CEE7/7	9				483						03.606.008.1
	230V	16 A	IEC60309 1ph/N/PE 6h	9				483						03.606.809.1
	230V	16 A	Schuko CEE7/7			6		483						03.406.006.1
	230 V	10 A	SEV 1011 T12				5	483						03.706.005.1
	230 V	16 A	SEV 1011 T23					483						03.706.006.1
	230 V	16 A	IEC60309 1ph/N/PE 6h	18	2			933						03.606.820.1
	230/400V	3 x 16 A	IEC60309 3ph/N/PE 6h			18		1283						03.306.818.1
	230/400V	3 x 16 A	IEC60309 3ph/N/PE 6h			6		683						03.306.806.1
	230/400V	3 x 16 A	IEC60309 3ph/N/PE 6h	27	6			1433						03.606.833.1
	230/400V	3 x 16 A	IEC60309 3ph/N/PE 6h		6			533						03.606.806.1

Outputs

C13	= IEC60320 C13	Type 13	= Switzerland, type 13	F2	= Design side panel (for installing at workstation)
C19	= IEC60320 C19	L	= Length in mm	19"	= Suitable for 19" installation
Schuko	= Protective contact plug DIN 49440	S	= Switch	safe	= Protected contacts
UTE	= France Standard CEE 7-V	F1	= Standard side pane (for rack mounting)		

Knürr DI-STRIP® I

- Metering electrical values per phase
- Metering values are clearly displayed on a LCD display
- LCD display rotation in 90° steps
- Display contrast can be adjusted
- Unbalanced-load warning display with 3-phase model
- Remote interface to get metering values and alarms
- Automatic reduction of background light
- Metering values: Voltage, phase and neutral current, frequency, real power apparent power, energy, power factor
- Input cable:
 - H05VV -F 5 G 4 mm² (3 x 32 A types)
 - H05VV -F 3 G 4 mm² (1 x 32 A types)
 - H05VV -F 5G 2,5 mm² (3 x 16 A types)
 - H05VV -F 3G 1,5 mm² (1 x 16 A types)
 - Length: 2,5 m (16 A types); 3 m (32 A types)

Data interface:

- RJ45 LAN-Port (10/100) for connection to network (LAN)
- Remote Management: Onboard Web Interface, http/s, CLI, SNMPv1,2,3, SSH, Syslog, IPv4, IPv6, DNS

Material / Finish

- Housing: closed sheet steel extrusion, zinc-passivated, powder-coated texture.
- Plastic parts: Vampamid 6 0024 VO (UL94), recyclable

Approvals/certificates

- CE label in accordance with:
 - Low voltage directive 2014/35/EU
 - EMC-directive 2014/30/EU
 - RoHS-directive 2011/65/EG
- Bureau-Veritas BG – Certificate (Factory Inspection)
- Bureau-Veritas CB – Certificate

Color

- Housing:**
 - RAL 7035 light grey
- Plastic parts:**
 - RAL 7021 dark-grey

Supply schedule

- 1 socket strip with LC-Display
- 2 mounting brackets



DOS80002

DI-STRIP model	Input Values		Input Connector	Outputs						L	S	F1	F2	19"	Safe	Order no.
	Voltage	Current		INT. C13	INT. C19	D Schuko	F UTE	CH Type 13	CH Type 23							
	230V	16 A	IEC60309 1ph/N/PE 6h	18	2					1033	•					03.607.820.1
	230V	16 A	Schuko CEE7/7			6				633	•					03.307.006.1
	230V	16 A	IEC60309 1ph/N/PE 6h			6				633	•					03.307.806.1
	230V	16 A	Schuko CEE7/7			12				933	•					03.307.012.1
	230V	16 A	IEC60309 1ph/N/PE 6h			12				933	•					03.307.812.1
	230/400V	3 x 16 A	IEC60309 3ph/N/PE 6h			18				1383	•					03.307.818.1
	230/400V	3 x 16 A	IEC60309 3ph/N/PE 6h			6				783	•					03.307.806.1
	230/400V	3 x 16 A	IEC60309 3ph/N/PE 6h	27	6					1533	•					03.607.833.1
	230/400V	3 x 16 A	IEC60309 3ph/N/PE 6h		6					633	•					03.607.806.1

DI-STRIP® Euro Socket System, IEC 320

- Optionally with illuminated switch; 2-pole switching
 - 19" installation option
 - Euro socket combinations of IEC 320 C13 and C19 sockets
 - Feed cable:
 - H05VV-F 3G 1.5 mm² (16 A types)
 - H05VV-F 3G 4 mm² (32 A types)
 - Feed cable: 2.5 m
- **Material / Finish**
 - Housing: closed sheet steel extrusion, zinc-passivated, powder-coated texture
 - Plastic parts: Vampamid 6 0024 VO (UL94), recyclable
 - **Dimensions**
 - Height: 45.5 mm
 - Width of housing: 44.4 mm (= 1 U)
 - **Approvals/certificates**
 - CE label in accordance with:
 - Low Voltage Directive 2014/35/EU
 - EMC Directive 2014/30/EU
 - RoHS Directive 2011/65/EG
 - Bureau-Veritas BG - Certificate (Factory Inspection)
 - Bureau-Veritas CB - Certificate
 - CSA (only models with IEAC60320 input)
 - **Color**
 - Enclosure:**
 - RAL 7035, light-grey
 - Plastic parts:**
 - RAL 7021 dark-grey
 - **Supply schedule**
 - 1 x socket strip
 - 2 x mounting brackets



with mains cable

DOS20062



Euro socket in connector field

DOS00458



Euro socket in side cover

DOS00460



with overload protection 10A

DOS20102

DI-STRIP model	Input Values		Input Connector	Outputs					L	S	F1	F2	19"	Safe	Order no.
	Voltage	Current		INT. C13	INT. C19	D Schuko	F UTE	CH Type 13							
With feed cable	230V	16 A	Schuko CEE7/7	6					333						03.600.006.1
	230V	16 A	Schuko CEE7/7	9					483						03.602.009.1
	230V	10 A	IEC60320 C13	12					483						03.600.312.1
	230V	16 A	IEC60320 C19	15	3				783						03.600.418.1
	230V	16 A	IEC60309 1ph/N/PE 6h	15	3				783						03.600.518.1
Euro input in plug panel	230V	10 A	IEC60320 C14 inlet	6					383						03.622.006.1
	230V	10 A	IEC60320 C14 inlet	9					483						03.622.009.1
Euro input on side panel	230V	10 A	IEC60320 C14 inlet	6					333						03.622.706.1
	230V	10 A	IEC60320 C14 inlet	9					433						03.622.709.1
	230V	10 A	IEC60320 C14 inlet	6					383						03.624.706.1
	230V	10 A	IEC60320 C14 inlet	9					483						03.624.709.1
GST18 input in side panel	230V	16 A	GST18	6					383						03.600.206.1
With overload protection 10 A	230V	10 A	Schuko CEE7/7	10					483						03.632.010.1

Outputs

C13	= IEC60320 C13	Type 13	= Switzerland, type 13	F2	= Design side panel (for installing at workstation)
C19	= IEC60320 C19	L	= Length in mm	19"	= Suitable for 19" installation
Schuko	= Protective contact plug DIN 49440	S	= Switch	safe	= Protected contacts
UTE	= France Standard CEE 7-V	F1	= Standard side panel (for rack mounting)		

3-Phase in Rack with GST18

Features

1 Requirement

Constant energy increase requirements in the rack caused by high packing densities (e.g. 1 U Pizza servers, blade servers, etc.)

2 Solution

3-phase distributor with GST18 plug system, e.g. 96 A with redundant feed

3 4 Benefits

- Modularity
- Plug-in capability (no wiring required)
- Can be expanded
- Cascadable
- Easy implementation of redundancies/UPS-secured circuits
- Combination of DIN Schuko / IEC320 Euro systems
- Any installation position can be selected
- Good alternative to 3-phase DI-STRIP Triple Power



3

DOS20142




1

DOS20147



2

DOS20132



4

DOS20135

Power Supply Cable, 3-Phase Accessories for GST 18 Plug System

- GST 18 socket for connecting GST18i5 distributor block with 3 phases
- 5-pole (L1, L2, L3, N, PE) 250/400 V ~
- Cable: H05VV-F 5G 2.5 mm²

- **Color**
 - Black

L	Order no.	UP
2.0 m	04.000.048.0	1 unit




DOS20104

GST18i5 Distributor Block, 3-Phase

- For individual connection at the customer
- Modular plug-in connection
- 3-phase distribution on various socket strips
- Including mounting panel

- **Color**
 - Black

Order no.	UP
04.000.038.9	1 unit



DOS20103

Power Supply Cable, Single Phase Accessories for GST 18 Plug System

- Mains plug CEE/VII: GST18 socket (Wieland)
- Cable: H05VV-F3G 1.5 mm²
- **Color**
 - White

L	Order no.	UP
2.0 m	04.000.040.0	1 unit
5.0 m	04.000.041.0	1 unit



DOS00467

Connection Cable Accessories for GST 18 Plug System

- GST 18 plug
- GST 18 socket
- Cable: H05VV-F3G 1.5 mm²
- **Color**
 - For color coding circuits (e.g. UPS)

L	Model	Order no.	UP
0.2 m	White	04.000.042.0	1 unit
0.2 m	Black	04.000.042.9	1 unit
0.5 m	White	04.000.037.0	1 unit
0.5 m	Black	04.000.037.9	1 unit
1.0 m	White	04.000.044.0	1 unit
1.0 m	Black	04.000.044.9	1 unit
5.0 m	White	04.000.045.0	1 unit



DOS00469



DOS20105

GST18 Socket

- With threaded connection for cross-section 1.5 – 2.5 mm² with cable strain relief
- For individual connection
- **Color**
 - White

Order no.	UP
04.000.046.0	1 unit



DOS00471

GST18 Plug

- With threaded connection for cross-section 1.5 – 2.5 mm² with cable strain relief
- For individual, further cabling
- **Color**
 - White

Order no.	UP
04.000.047.0	1 unit



DOS00470

Mains Cable for Euro Socket Strip For DIN 49 440 and French/Belgian Standard

- Mains plug CEE/VII: Euro socket IEC 320
- Cable: H05VV-F 3G 1 mm²
- **Mains voltage**
 - 250 VAC
- **Nominal current**
 - 10 A

L	Order no.	UP
2.0 m	04.000.054.9	1 unit
6.0 m	04.000.053.9	1 unit



DOS00076

Mains Cable for Euro Socket Strip For Swiss Standard

- Mains plug: Type 12 - Euro socket IEC 320
- Cable: H05VV-F 3G 1 mm²
- **Mains voltage**
 - 250 VAC
- **Nominal current**
 - 10 A

L	Order no.	UP
2.0 m	04.000.055.9	1 unit



DOS00077

Mains Cable for Euro Socket Strip For British Standard

- Mains plug: Type BS 1363 - IEC320 Euro socket
- Cable: H05VV-F 3G 1 mm²
- **Mains voltage**
 - 250 VAC
- **Nominal current**
 - 10 A

L	Order no.	UP
2.0 m	04.000.056.9	1 unit



DOS00078

Euro Connection Cable

- Mains plug: IEC 320
- Euro socket IEC 320
- Cable: H05VV-F 3G 1 mm²
- USA: SJT AWG18 with USA approval
- **Mains voltage**
 - 250 VAC
- **Nominal current**
 - 10 A

L	Model	Order no.	UP
0.9 m	EU	04.000.051.9	1 unit
0.9 m	USA	04.000.052.9	1 unit



DOS00519

Dimensions in mm:

L	= Length	n	= Number of sockets	U	= Standard rack unit	1 mm	= 0.03937 inch
S	= Switch	F1	= Standard side panel	UP	= Packaging unit	1 Kg	= 2.2046 pounds
		F2	= Design side panel	safe	= Protected contacts		
		19"	= ideal for 19" components				

Replace .x with the number of your color combination: .1 = RAL 7035, .6 = RAL 7035/RAL 2003

SafetySleeve™ Cable Protection IEC C13 and IEC C19

- SafetySleeves protect the feed lines of the network equipment
- Compatible with all C19 cables and fit onto all PDUs

- **Material / Finish**
 - PVC, black

Model	Order no.	UP
C14 plug in C13 socket	03.910.213.9 001	50 unit
C20 plug in C19 socket	03.910.212.9 001	20 unit



DOS20493



DOS20494

SafetyLock™ Connection Cable IEC C13 EU and IEC C19 EU

- Connection cables have integrated protection against accidental disconnection
- For straight locking from C14 to C13
- Locking cables are sold in sets of 9 units

- **Certification**
 - ENEC
 - VDE
 - CB scheme
 - RoHS compliant

Technical data


- Standard: IEC 60320
- Load rating: 250 Vac/10 A
- Operating temperature: -25° C ~ +70° C
- Extraction force with locking function: up to 120 N
- Electric power cable: H05VV-F 3G 0.75 mm²
- Flame retardance: Plug: UL 94V-2 or better; cable: UL VW-1, IEC60332-1, Cat F2

- **Color**
 - Black/white
 - Other colors available upon request
- **Supply schedule**
 - 9 x locking cables
- **How supplied**
 - In sets

L	Model	Order No. (C13, 9 unit)	Order No. (C19, 6 unit)	UP
0.5 m	Black	03.951.450.0,001	03.951.455.0,001	9 unit
1.0 m	Black	03.951.450.0,002	03.951.455.0,002	9 unit
1.5 m	Black	03.951.450.0,003	03.951.455.0,003	9 unit
0.5 m	White	03.951.451.0,001	03.951.456.0,001	9 unit
1.0 m	White	03.951.451.0,002	03.951.456.0,002	9 unit
1.5 m	White	03.951.451.0,003	03.951.456.0,003	9 unit



DOS20495



DOS20496



DOS20497



DOS20500



DOS20498



DOS20499

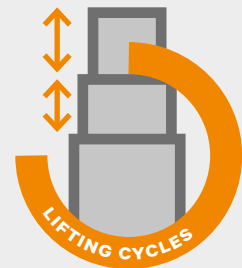
Our Quality Promise:



Highest quality is guaranteed



10 years warranty on surfaces and mechanics



Up to 5 years warranty for lifting columns with up to 10,000 lifting cycles

Ergonomically designed products and solutions from a single source

Knürr Control Room Infrastructure is worldwide known as competent and reliable partner for holistic control room solutions and mobile equipment carrier. The ergonomically designed products are internationally in use and convince in demanding 24h-Mission-Critical Control Room environment of multiple industrial sectors.

Learn more about Control Room Infrastructure solutions and services at www.Vertiv.com and www.knuerr-consoles.com.

Vertiv Integrated Systems GmbH

Mariakirchener Straße 38
94424 Arnstorf
Germany

T +49 8723 28 0

F +49 8723 28 138

furniture.knuerr@vertivco.com

www.Vertiv.com

www.knuerr-consoles.com



knuerr-consoles.com | Vertiv Integrated Systems GmbH, Mariakirchener Straße 38, 94424 Arnstorf, Germany ID-Nr. DE 129273873, WEEE DE14390867

© 2019 Vertiv Group Corp. All rights reserved. Vertiv™ and the Vertiv logo are trademarks or registered trademarks of Vertiv Group Corp. All other names and logos referred to are trade names, trademarks or registered trademarks of their respective owners. While every precaution has been taken to ensure accuracy and completeness herein, Vertiv Group Corp. assumes no responsibility, and disclaims all liability, for damages resulting from use of this information or for any errors or omissions. Specifications are subject to change without notice.